

Phase structure of lattice QCD at finite temperature for 2+1 flavors of Kogut-Susskind quarks *

JLQCD Collaboration : S. Aoki^a, M. Fukugita^b, S. Hashimoto^c, K-I. Ishikawa^d, N. Ishizuka^{a,e}, Y. Iwasaki^{a,e}, K. Kanaya^{a,e}, T. Kaneda^a, S. Kaya^c, Y. Kuramashi^c, M. Okawa^c, T. Onogi^d, S. Tominaga^c, N. Tsutsui^d, A. Ukawa^{a,e}, N. Yamada^d, T. Yoshié^{a,e}

^aInstitute of Physics, University of Tsukuba, Tsukuba, Ibaraki 305-8571, Japan

^bInstitute for Cosmic Ray Research, University of Tokyo, Tanashi, Tokyo 188-8502, Japan

^cHigh Energy Accelerator Research Organization (KEK), Tsukuba, Ibaraki 305-0801, Japan

^dDepartment of Physics, Hiroshima University, Higashi-Hiroshima, Hiroshima 739-8526, Japan

^eCenter for Computational Physics, University of Tsukuba, Tsukuba, Ibaraki 305-8577, Japan

We report on a study of the finite-temperature chiral transition on an $N_t = 4$ lattice for 2 + 1 flavors of Kogut-Susskind quarks. We find the point of physical quark masses to lie in the region of crossover, in agreement with results of previous studies. Results of a detailed examination of the $m_{u,d} = m_s$ case indicate vanishing of the screening mass of σ meson at the end point of the first-order transition.

1. Introduction

An important issue in finite-temperature lattice QCD is the determination of the nature of the chiral phase transition for a realistic spectrum of light up and down quarks and a heavier strange quark. Despite its importance, past studies of this “2+1” case have been few. For the Kogut-Susskind action, all of them have been made around 1990[1–3].

It was found in these studies that the chiral phase transition changes from a first-order transition to a crossover as the strange quark mass m_s increases beyond a critical value m_s^c for a fixed degenerate up and down quark mass $m_{u,d}$, in agreement with predictions of an effective σ model of QCD[4,5]. Results were also obtained[3,2] which indicate the physical point of quark masses to lie in the region of crossover on the $(m_{u,d}, m_s)$ plane. However, these results were based on simulations made at only a few sets of quark masses. Clearly a more extensive study is called for to have a full understanding of the phase structure in the 2-parameter space of $(m_{u,d}, m_s)$. Here we

report first results from our recent effort toward this goal.

An interesting suggestion from a σ model analysis[5] is that the second-order transition expected at the critical strange quark mass m_s^c is in the Ising universality class, with the massless mode provided by the σ meson. A novel feature of our work is a study of the screening mass of σ to examine this point.

Our simulations are performed for the temporal lattice size $N_t = 4$. An $8^3 \times 4$ lattice is employed to make a survey of the phase structure varying β , $m_{u,d}$ and m_s . A detailed investigation is then made along the flavor $SU(3)$ symmetric line $m_{u,d} = m_s$ by another series of simulations on a $16 \times 8^2 \times 4$ and a $16^3 \times 4$ lattice. For each parameter set, $(1-2) \times 10^3$ trajectories of unit length are generated by the hybrid R algorithm.

2. Phase diagram on the $(m_{u,d}, m_s)$ plane

We show the result of our phase diagram analysis on an $8^3 \times 4$ lattice in Fig. 1. At $m_{u,d} = m_s = 0.01$ a clear two-state signal is obtained by a comparison of runs with a hot and a cold start.

*Presented by S. Kaya.

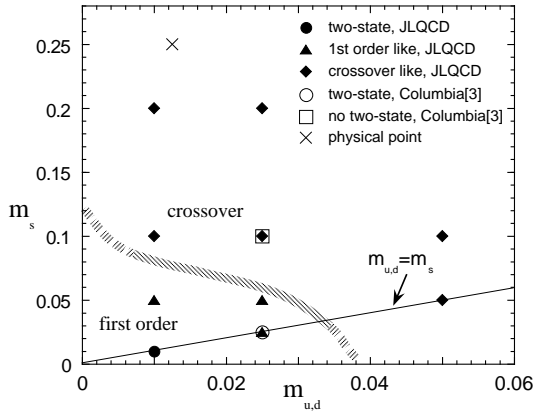


Figure 1. Phase diagram on $(m_{u,d}, m_s)$ plane obtained on a $8^3 \times 4$ lattice. Open symbols are results of Ref. [3] on a $16^3 \times 4$ lattice. Shaded line represents an estimate of the critical line, and cross the physical point(see text).

At triangle points, we find a very sharp change of observables over a narrow range of β , suggestive of a first-order transition, while only a smooth crossover is seen at diamond points.

In Fig. 2 we plot results for the chiral condensate along the line $m_{u,d} = m_s \equiv m$ on a $16^3 \times 4$ lattice ($m \leq 0.03$) or a $16 \times 8^2 \times 4$ lattice ($m \geq 0.04$). On these lattices a two-state signal is found, which is clear at $m = 0.01$ and 0.025 , but less so at $m = 0.03$. The behavior above $m = 0.04$, on the other hand, indicates a crossover.

The results taken together suggest that the critical line marking the end point of the first-order transition runs above the triangle points at $m_{u,d} \leq 0.025$, and below the point $m_{u,d} = m_s = 0.04$ in Fig. 1, which is indicated by the shaded line. If we assume $T_c = 150$ MeV for the critical temperature, the physical point is located at the cross in Fig. 1, which is in the region of crossover. Our results are in agreement with those of the Columbia group obtained at $m_{u,d} = 0.025$ on a $16^3 \times 4$ lattice[3].

3. Results along the $m_{u,d} = m_s$ line

We now discuss results along the line $m_{u,d} = m_s \equiv m$. Given our observation of a two-state signal at $m = 0.01, 0.025$, one way to estimate

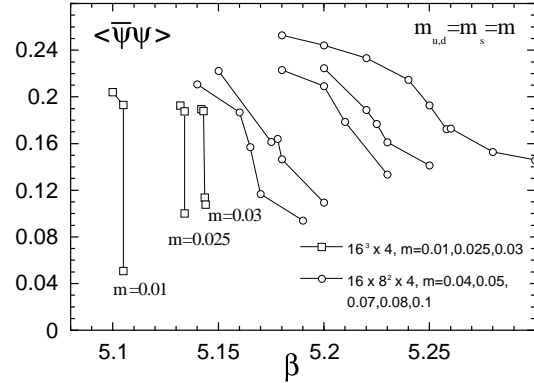


Figure 2. $\langle \bar{\psi}\psi \rangle$ as a function of β for various quark masses along the line $m_{u,d} = m_s \equiv m$.

the value of the critical mass m^c is to extrapolate the gap of the chiral condensate $\Delta \langle \bar{\psi}\psi \rangle$ toward larger m where it vanishes. Employing the form $\Delta \langle \bar{\psi}\psi \rangle \propto (m^c - m)^{1/2}$ predicted by the mean-field analysis of the σ model, we find $m^c \simeq 0.034$. If we use a naive linear extrapolation, we obtain $m^c \simeq 0.049$. A similar value $m^c \approx 0.045$ was previously reported[6] by a linear extrapolation applied to old results[2,3].

In the region of crossover $m > m^c$, we expect the peak height of the chiral susceptibility χ_m to develop a singular behavior $\chi_m \propto (m - m^c)^{-z}$ as $m \rightarrow m^c$. We calculate χ_m for $m \geq 0.04$ with the histogram reweighting method. Assuming $m^c = 0.034$, we fit the peak height to the form above. A reasonable fit with $\chi^2/df = 1.05$ is obtained with the value of the exponent $z = 0.67(3)$, which is comparable to the Ising value $z \simeq 0.79$ and the mean-field value $2/3$.

In order to examine the screening mass M_σ of σ meson, we employ $U(1)$ random source and no gauge fixing to evaluate the two quark loop contribution of the σ propagator. Good results are obtained for the full σ propagator with this method as illustrated in Fig. 3.

The quark mass dependence of π and σ screening masses for $m \leq 0.03$, where we find a first-order transition, is plotted in Fig. 4(a). We observe that M_σ^2 decreases toward zero as m increases toward the critical value, both on the confined and the deconfined side of the transition, in contrast to M_π^2 which increases.

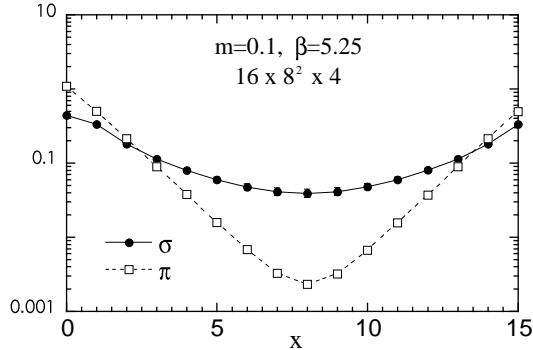


Figure 3. π and σ propagators for $m = 0.1$ at the transition point $\beta=5.25$.

Assuming a linear quark mass dependence, $M_\sigma^2 \propto m^c - m$, predicted by the mean-field analysis of the σ model, we obtain $m^c = 0.034(3)$ in the confining phase and $m^c = 0.031(3)$ in the deconfining phase. These values are consistent with each other, and are also in agreement with the estimate from a square root extrapolation of the gap of $\langle \bar{\psi}\psi \rangle$ discussed above. These results indicate vanishing of the σ mass at the critical quark mass as suggested by the σ model[5].

Results for larger quark masses ($m \geq 0.04$), where a crossover behavior is seen, is shown in Fig. 4(b). While M_σ^2 decreases toward smaller values of m , the variation is too mild to attempt an independent estimate of m^c . An interesting point which requires clarification is that M_σ^2 stays considerably small compared to M_π^2 even for large quark masses.

4. Conclusions and future work

Our study with the Kogut-Susskind action supports the previous conclusion with this action that there is no finite-temperature phase transition for three flavors of quarks with physical masses. This means that a discrepancy with the conclusion from the Wilson action[7] still remains.

We also find a strong indication that the screening mass of σ vanishes at the end point of the first-order transition along the line $m_{u,d} = m_s$.

We plan to extend analyses carried out here to the $m_{u,d} \neq m_s$ case to further explore the real-

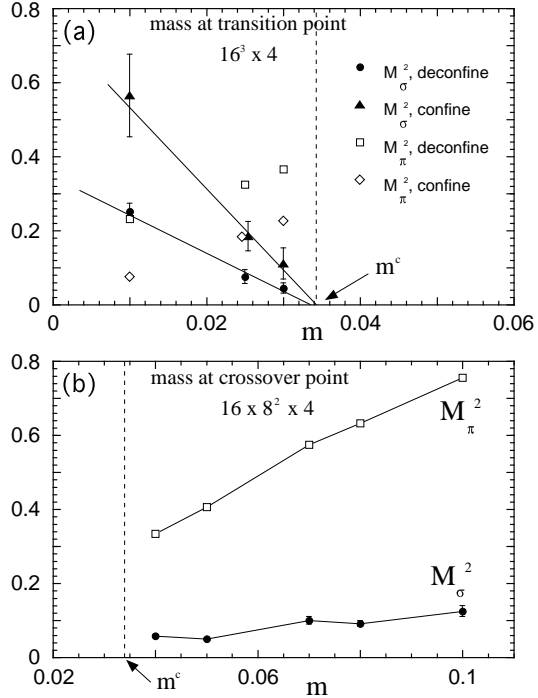


Figure 4. Screening masses M_σ^2 and M_π^2 as a function of m for (a) $m \leq 0.03$ and (b) $m \geq 0.04$ at the transition point. In (a) results on the two sides of first-order transition are shown.

world QCD chiral transition.

This work is supported by the Supercomputer Project No.32 (FY1998) of High Energy Accelerator Research Organization (KEK), and also in part by the Grants-in-Aid of the Ministry of Education (Nos. 08640404, 09304029, 10640246, 10640248, 10740107, 10740125). S.K. and S.T. are supported by the JSPS Research Fellowship.

REFERENCES

1. R.Gavai *et al.*, Phys.Rev.Lett. 58(1987) 2519.
2. J. Kogut *et al.*, Nucl. Phys. B295 [FS21] (1988) 480; Phys. Lett. B263 (1991) 101.
3. F.Brown *et al.*, Phys.Rev.Lett. 65(1990) 2491.
4. R. Pisarski *et al.*, Phys. Rev. D29 (1984) 338.
5. S. Gavin *et al.*, Phys. Rev. D49 (1994) 3079.
6. S. Gottlieb, Nucl. Phys. B(Proc. Suppl.) 20 (1991) 247.
7. Y. Iwasaki *et al.*, Phys. Rev. D54 (1996) 7010.