



Measurement of long-range two-particle azimuthal correlations in Z -boson tagged pp collisions at $\sqrt{s} = 8$ and 13 TeV

ATLAS Collaboration*

CERN, 1211 Geneva 23, Switzerland

Received: 21 June 2019 / Accepted: 1 January 2020 / Published online: 25 January 2020
© CERN for the benefit of the ATLAS collaboration 2020

Abstract Results are presented from the measurement by ATLAS of long-range ($|\Delta\eta| > 2$) dihadron angular correlations in $\sqrt{s} = 8$ and 13 TeV pp collisions containing a Z boson. The analysis is performed using 19.4 fb^{-1} of $\sqrt{s} = 8$ TeV data recorded during Run 1 of the LHC and 36.1 fb^{-1} of $\sqrt{s} = 13$ TeV data recorded during Run 2. Two-particle correlation functions are measured as a function of relative azimuthal angle over the relative pseudo-rapidity range $2 < |\Delta\eta| < 5$ for different intervals of charged-particle multiplicity and transverse momentum. The measurements are corrected for the presence of background charged particles generated by collisions that occur during one passage of two colliding proton bunches in the LHC. Contributions to the two-particle correlation functions from hard processes are removed using a template-fitting procedure. Sinusoidal modulation in the correlation functions is observed and quantified by the second Fourier coefficient of the correlation function, $v_{2,2}$, which in turn is used to obtain the single-particle anisotropy coefficient v_2 . The v_2 values in the Z -tagged events, integrated over $0.5 < p_T < 5$ GeV, are found to be independent of multiplicity and \sqrt{s} , and consistent within uncertainties with previous measurements in inclusive pp collisions. As a function of charged-particle p_T , the Z -tagged and inclusive v_2 values are consistent within uncertainties for $p_T < 3$ GeV.

1 Introduction

Measurements of two-particle correlations (2PC) in relative azimuthal angle, $\Delta\phi = \phi^a - \phi^b$, and pseudo-rapidity separation¹ $\Delta\eta = \eta^a - \eta^b$ in proton–proton (pp) collisions show the presence of correlations in $\Delta\phi$ at large η separation

[1–4].² Recent studies by the ATLAS Collaboration demonstrate that these long-range correlations are consistent with the presence of a cosine modulation of the single-particle azimuthal angle distributions [2,3], similar to that seen in nucleus–nucleus (A+A) [5–14] and proton–nucleus ($(p+A)$) collisions [3,15–20]. The modulation of the single-particle azimuthal angle distributions is typically characterized using a set of Fourier coefficients v_n , also called flow harmonics, that describe the relative amplitudes of the sinusoidal components of the single-particle distributions:

$$\frac{dN}{d\phi} \propto \left(1 + 2 \sum_{n=1}^{\infty} v_n \cos(n(\phi - \Phi_n)) \right), \quad (1)$$

where the v_n and Φ_n denote the magnitude and orientation of the n th-order single-particle anisotropies.

The v_n in A+A collisions result from anisotropies of the initial collision geometry, which are subsequently transferred to the azimuthal distributions of the produced particles by the collective evolution of the medium. This transfer of the spatial anisotropies in the initial collision geometry to anisotropies in the final particle distributions is well described by relativistic hydrodynamics [21–25]. The ATLAS measurements [3] show that the p_T dependence of the second-order harmonic, v_2 , in pp collisions is similar to the dependence observed in $(p+A)$ and A+A collisions. Additionally, the $v_2(p_T)$ in pp collisions shows no dependence on the centre-of-mass collision energy, \sqrt{s} , from 2.76 TeV to 13 TeV, similar to what is observed in $(p+A)$ and A+A collisions [5–7]. The observation that the p_T and \sqrt{s} dependences of v_2 are each strikingly similar between pp collisions and $(p+A)$ and A+A collisions indicates the possibility of collective behaviour developing in pp

¹ The labels a and b denote the two particles in the pair.

* e-mail: atlas.publications@cern.ch

² ATLAS uses a right-handed coordinate system with its origin at the nominal interaction point (IP) in the centre of the detector and the z -axis along the beam pipe. The x -axis points from the IP to the centre of the LHC ring, and the y -axis points upwards. Cylindrical coordinates (r, ϕ) are used in the transverse plane, ϕ being the azimuthal angle around the z -axis. The pseudorapidity is defined in terms of the polar angle θ as $\eta = -\ln(\tan(\theta/2))$.

collisions, although alternative models exist that qualitatively reproduce the features observed in the pp 2PC [26–34].

One feature in which the pp v_2 differs from the v_2 in A+A collisions is that the pp v_2 is observed to be independent, within uncertainties, of the event multiplicity [2,3], while the A+A v_2 exhibit considerable dependence on the event multiplicity [5–8]. This dependence is understood to be due to a correlation between the collision geometry and collision impact parameter (b) [35]. In collisions with small b the second-order eccentricity ϵ_2 [36,37] quantifying the ellipticity of the initial collision geometry is small, resulting in a small v_2 . Interactions at $b \sim R$, where R is the nuclear radius, result in an overlap region that becomes increasingly elliptic, with ϵ_2 increasing with b . This, in turn, generates larger v_2 . Thus, the strong correlation between the v_2 and multiplicity is in fact the result of the dependence of the collision geometry on b . There are multiple theoretical studies in (p +A) and A+A collisions which reproduce the b dependence of the v_n quite well [24]. However, there are very few such calculations for pp collisions. A recent study, that models the proton substructure that can induce event-by-event fluctuations in the number of final particles, showed that the eccentricities ϵ_2 and ϵ_3 of the initial entropy-density distributions in pp collisions have no correlation with the final particle multiplicity [38].

This paper reports the long-range correlations of charged particles measured in pp interactions that contain a Z boson decaying to dimuons. The presence of a Z boson selects events in which a hard scattering with momentum transfer $Q^2 \gtrsim (80 \text{ GeV})^2$ occurred. Based on the arguments in Ref. [39], such events on average may have a lower impact parameter, b , than pp events without any requirement on Q^2 (termed *inclusive* events in this paper). An assumption, driven by the measurements performed in A+A collisions, is that if the pp v_2 is related to the eccentricity of the collision geometry, then events ‘tagged’ by a Z boson having a smaller b might also have a smaller v_2 value than that measured in inclusive events. As in previous ATLAS analyses of long-range correlations in p +Pb and pp collisions [2,3,17,18], the measured charged-particle multiplicity, uncorrected for detector efficiency, is used to quantify the event activity.

The data used in previous ATLAS pp studies investigating structures observed in the long-range two-particle correlations, also known as ‘ridge’ [2,3], were recorded under conditions of low instantaneous luminosity, for which the number of collisions per bunch crossing (μ), was $\mu \lesssim 1$. However, the Z -boson dataset used in the present analysis is characterized by significantly higher luminosity conditions, with a typical μ of about 20. This large luminosity poses significant complications to the correlation analysis, as it is not possible to fully separate reconstructed tracks associated with the interaction producing the Z boson from tracks from other interactions (pile-up) in the same bunch crossing. In

order to solve the problem of pile-up tracks, a new procedure is developed that on a statistical basis corrects the multiplicity and removes the contribution of pile-up tracks from the measured 2PC.

The paper is organized as follows. Section 2 gives a brief overview of the ATLAS detector subsystems. Section 3 describes the dataset, triggers and the offline selection criteria used to select events and reconstruct charged-particle tracks used in the analysis. Section 4 gives a brief overview of the two-particle correlation method and how it is used to obtain the v_2 . Section 5 details the corrections applied for analysing data in the presence of background from pile-up. In Sect. 6, the two-particle correlations are calculated following procedures described in Refs. [2,3]. The systematic uncertainties are detailed in Sect. 7 and the results are presented and discussed in Sect. 8. Section 9 gives the summary.

2 ATLAS detector

The ATLAS detector [40] at the LHC covers nearly the entire solid angle around the collision point. It consists of an inner tracking detector surrounded by a thin superconducting solenoid, electromagnetic and hadronic calorimeters, and a muon spectrometer incorporating three large superconducting toroid magnets. The inner-detector system (ID) consisting of a silicon pixel detector, a silicon microstrip tracker and a transition radiation tracker is immersed in a 2 T axial magnetic field. The ID provides charged-particle tracking in the range $|\eta| < 2.5$.

The high-granularity silicon pixel detector covers the pp interaction region and typically provides three measurements per track. In the 13 TeV data samples, the number of measurements per track is increased to four because an additional silicon layer, the insertable B-layer (IBL) detector [41,42], was installed prior to the 13 TeV data-taking. The pixel detector is followed by the silicon microstrip tracker, which typically provides measurements of four two-dimensional points per track. These silicon detectors are complemented by the transition radiation tracker, which enables radially extended track reconstruction up to $|\eta| = 2.0$, providing around 30 hits per track.

The calorimeter system covers the pseudorapidity range $|\eta| < 4.9$. Within the region $|\eta| < 3.2$, electromagnetic calorimetry is provided by barrel and endcap high-granularity lead/liquid-argon (LAr) electromagnetic calorimeters, with an additional thin LAr presampler covering $|\eta| < 1.8$, to correct for energy loss in the material upstream of the calorimeters. Hadronic calorimetry is provided by a steel/scintillating-tile calorimeter, segmented into three barrel structures within $|\eta| < 1.7$, and two copper/LAr hadronic endcap calorimeters. The solid angle coverage is completed with forward copper/LAr and tungsten/LAr calorimeter mod-

ules optimized for electromagnetic and hadronic measurements respectively.

The muon spectrometer (MS) comprises separate trigger and high-precision tracking chambers measuring the deflection of muons in a magnetic field generated by superconducting air-core toroids. The precision chamber system covers the region $|\eta| < 2.7$ with three layers of monitored drift tubes, complemented by cathode strip chambers in the forward region, where the background is highest. The muon trigger system covers the range $|\eta| < 2.4$ with resistive plate chambers in the barrel, and thin gap chambers in the endcap regions.

A multi-level trigger system is used to select events of interest for recording [43,44]. The first-level (L1) trigger is implemented in hardware and uses a subset of detector information to reduce the event rate to $\lesssim 100$ kHz. The subsequent, software-based high-level trigger (HLT) selects events for recording.

3 Datasets, event and track selection

The analysis presented in this paper uses a $\sqrt{s} = 8$ TeV pp dataset with an integrated luminosity of 19.4 fb^{-1} obtained by the ATLAS experiment in 2012 and a $\sqrt{s} = 13$ TeV pp dataset recorded in 2015 and 2016 with integrated luminosities of 3.2 fb^{-1} and 32.9 fb^{-1} , respectively. All data used in the analysis come from data-taking periods where the beam and detector operations were stable, and the detector subsystems relevant for this analysis were fully operational.

The primary dataset used for the measurement was collected using the dimuon or high- p_T single-muon triggers. The primary triggers used in this analysis apply a combination of L1 and HLT muon-trigger algorithms [44,45] to select events with muons. For the 8 TeV analysis, events are selected using a single-muon trigger requiring $p_T > 36$ GeV or a dimuon trigger requiring $p_T > 18$ GeV for the first muon and $p_T > 8$ GeV for the other. For the 13 TeV analysis a single-muon trigger with a p_T threshold of 24 GeV or a dimuon trigger with a p_T threshold of 14 GeV for both muons are used to select events. These triggers are complemented by other triggers depending on the running conditions over the course of the data taking. A separate ‘zero bias’ trigger is used to select events effectively at random but with the same luminosity profile as the muon triggers. The zero-bias events are used to study charged-particle backgrounds arising from pile-up. Muons are reconstructed as combined tracks spanning both the ID and the MS [46,47]. For this analysis, muons associated with the event primary vertex [48] are selected and required to have $p_T > 20$ GeV and $|\eta| < 2.4$. Track quality requirements are imposed in both the ID and MS to suppress backgrounds. In the analysis of the 13 TeV data, muons are also isolated using track-based and calorimeter-based isola-

Table 1 The total integrated luminosity and number of Z -tagged events in the datasets used in this analysis

Year	\sqrt{s} [TeV]	Luminosity [fb^{-1}]	Number of events
2012	8	19.4	6.1×10^6
2015	13	3.2	1.6×10^6
2016	13	32.9	1.7×10^7

tion criteria studied in Ref. [47]. Events having exactly two such muons with opposite charge and pair invariant mass between 80 and 100 GeV are considered to be Z -boson candidate events. Data sample parameters are summarized in Table 1.

All events considered in this analysis are required to have at least one reconstructed primary vertex with at least two associated tracks [48]. Charged-particle tracks are reconstructed in the ID using the methods described in Refs. [49,50]. Tracks selected for this analysis are required to pass a set of quality requirements on the number of used and missing hits in the detector layers according to the track reconstruction model [50] and to have $p_T > 0.4$ GeV and $|\eta| < 2.5$. The ID tracks produced by Z -boson decay muons are not included in the 2PC analysis.

The track reconstruction efficiencies, $\epsilon(p_T, \eta)$, are calculated as a function of p_T and η from Monte Carlo (MC) simulations of pp collisions which are processed with a GEANT4-based MC simulation [51] of the ATLAS detector [52]. In the 8 TeV data, the reconstruction efficiency ranges from approximately 70% at $p_T = 0.4$ GeV to 80% at $p_T = 5$ GeV for tracks at mid-rapidity ($|\eta| < 0.5$). The efficiency at forward rapidity ($2.0 < |\eta| < 2.5$) varies between 55% at $p_T = 0.4$ GeV to 75% at $p_T = 5$ GeV. The 13 TeV data were reconstructed with the IBL installed and this leads to a higher efficiency of 85% (75%) for mid-rapidity (forward) tracks. The 13 TeV efficiency shows only a very weak p_T dependence.

Tracks resulting from secondary particles and tracks produced in pile-up interactions are suppressed by requiring:

$$|d_0| < 1.5 \text{ mm}, \quad |\omega| < 0.75 \text{ mm},$$

$$\omega \equiv (z_0 - z_{\text{vtx}}) \sin \theta, \quad (2)$$

where d_0 is the distance of the closest approach of the track to the beam line in the transverse plane, z_0 and z_{vtx} are the longitudinal coordinates of the track at d_0 and the Z -tagged collision vertex, respectively, and θ is the polar angle of the track.

4 Two-particle correlations

The study of two-particle correlations in this paper follows previous ATLAS measurements in pp collisions [2,3], with the additional complication of handling the pile-up, which

is discussed later in Sect. 5. The two-particle correlations are measured as a function of the relative azimuthal angle $\Delta\phi \equiv \phi^a - \phi^b$ for particles separated by $|\Delta\eta| > 2$. This pseudorapidity gap is used to study the long-range component of the correlations [2, 3]. The labels a and b denote the two particles in the pair, and in this paper are referred to as the ‘reference’ and ‘associated’ particles, respectively. The correlation function is defined as:

$$C(\Delta\phi) = \frac{S(\Delta\phi)}{B(\Delta\phi)}, \quad (3)$$

where S represents the pair distribution constructed using all particle pairs that can be formed from tracks that are associated with the event containing the Z-boson candidate and pass the selection requirements. The S distribution contains both the physical correlations between particle pairs and correlations arising from detector acceptance effects. The pair-acceptance distribution $B(\Delta\phi)$, is similarly constructed by choosing the two particles in the pair from different events. The B distribution does not contain physical correlations, but has detector acceptance effects in $\Delta\phi$ identical to those in S . By taking the ratio, S/B in Eq. (3), the detector acceptance effects cancel out, and the resulting $C(\Delta\phi)$ contains physical correlations only. To correct $S(\Delta\phi)$ and $B(\Delta\phi)$ for the individual ϕ -averaged inefficiencies of particles a and b , the pairs are weighted by the inverse product of their tracking efficiencies $1/(\epsilon_a\epsilon_b)$. Statistical uncertainties are calculated for $C(\Delta\phi)$ using standard uncertainty propagation procedures with the statistical variance of S and B in each $\Delta\phi$ bin taken to be $\sum 1/(\epsilon_a\epsilon_b)^2$, where the sum runs over all of the pairs included in the bin. Since the role of the reference and associated particles in the 2PC are different, when the reference and associated particles are from overlapping p_T ranges, the two pairings $a-b$ and $b-a$ are considered distinct and included separately in the pair distributions. However, including both pairings correlates the statistical fluctuations at $\Delta\phi = \phi^a - \phi^b$ and $\Delta\phi = \phi^b - \phi^a$. Thus the statistical uncertainties in the measured pair distributions are calculated by accounting for this correlation. This is done by increasing the contribution to the statistical error in the S and B distributions for such correlated pairs by $\sqrt{2}$. The two-particle correlations are used only to study the shape of the correlations in $\Delta\phi$, and their overall normalization does not matter. In this paper, the normalization of $C(\Delta\phi)$ is chosen such that the $\Delta\phi$ -averaged value of $C(\Delta\phi)$ is unity.

The strength of the long-range correlation can be quantified by extracting Fourier moments of the 2PC. The Fourier coefficients of the 2PC are denoted $v_{n,n}$ and defined by:

$$C(\Delta\phi) = C_0 \left(1 + 2 \sum_n v_{n,n} \cos(n\Delta\phi) \right). \quad (4)$$

The $v_{n,n}$ are directly related to the single-particle anisotropies v_n described in Eq. (1). In the case where the $v_{n,n}$ entirely

result from the convolution of the single particle anisotropies, for reference and associated particles with $p_T = p_T^a$ and p_T^b respectively, the $v_{n,n}(p_T^a, p_T^b)$ is the product of the $v_n(p_T^a)$ and $v_n(p_T^b)$ [5], i.e.:

$$v_{n,n}(p_T^a, p_T^b) = v_n(p_T^a)v_n(p_T^b). \quad (5)$$

Thus, the $v_n(p_T^a)$ can be obtained as:

$$v_n(p_T^a) = \frac{v_{n,n}(p_T^a, p_T^b)}{v_n(p_T^b)} = \frac{v_{n,n}(p_T^a, p_T^b)}{\sqrt{v_{n,n}(p_T^b, p_T^b)}}, \quad (6)$$

where $v_{n,n}(p_T^a, p_T^b)$ is the Fourier coefficient of the 2PC when both reference and associated particles are from the same p_T range. This technique has been used extensively in heavy-ion collisions to obtain the flow harmonics [5]. However, in pp collisions a significant contribution to the 2PC arises from back-to-back dijets, which can correlate particles at large $|\Delta\eta|$. These correlations must be removed before Eq. (5) or Eq. (6) can be used. In order to estimate the contribution from back-to-back dijets and other processes which correlate only a subset of all particles in the event, a template-fitting method was developed and used in two recent ATLAS measurements [2, 3]. The template-fitting procedure assumes that: (1) the jet–jet correlation has the same shape in $\Delta\phi$ in low-multiplicity and in higher-multiplicity events; the only change is in the relative contribution of the dijets to the 2PC, (2) at low-multiplicity most of the structure of the 2PC arises from back-to-back dijets, i.e. the shape of the dijet correlation can be obtained from low-multiplicity events. With the above assumptions, the correlation in higher-multiplicity events $C(\Delta\phi)$, is then described by a template fit, $C^{\text{templ}}(\Delta\phi)$ consisting of two components: 1) the correlation that accounts for the dijet contribution, $C^{\text{periph}}(\Delta\phi)$, measured in low-multiplicity events and scaled by a factor F , and 2) a long-range harmonic modulation, $C^{\text{ridge}}(\Delta\phi)$:

$$C^{\text{templ}}(\Delta\phi) = FC^{\text{periph}}(\Delta\phi) + G \left(1 + 2 \sum_{n=2} v_{n,n} \cos(n\Delta\phi) \right) \quad (7)$$

$$\equiv FC^{\text{periph}}(\Delta\phi) + C^{\text{ridge}}(\Delta\phi), \quad (8)$$

where the coefficient F and the $v_{n,n}$ are fit parameters adjusted to reproduce the $C(\Delta\phi)$. The coefficient G is not a free parameter, but is fixed by the requirement that the integrals of the $C^{\text{templ}}(\Delta\phi)$ and $C(\Delta\phi)$ over the full $\Delta\phi$ range are equal.

In this analysis, the $C^{\text{periph}}(\Delta\phi)$ is obtained for the 20–30 multiplicity interval, where the multiplicity is evaluated using tracks satisfying the selection criteria described in Sect. 3 and corrected for pile-up as described below in Sect. 5. This choice of peripheral reference is different from the analysis in Refs. [2, 3] where the 0–20 interval was used. This change is due to the relative rarity of events having less than 20 tracks

in the Z -tagged sample, which would impair the statistical precision of the peripheral reference. The systematic uncertainty associated with choosing a higher-multiplicity peripheral reference is evaluated by comparing ν_2 results obtained when using other peripheral intervals, including the 0–20 track multiplicity interval.

5 Pile-up subtraction

Selected events from all three data-taking periods contain significant pile-up, which has a direct impact on the measurement of the two-particle correlations. The tracks used in the analysis, selected using the requirements in Eq. (2), are associated with the collision vertex that includes the Z boson. The residual contribution from pile-up tracks to the measured distributions is evaluated and corrected on a statistical basis. The correction procedure, based on an event mixing technique, is explained in this section. The main parameters affecting the pile-up are described below. Track categories used in the analysis are introduced in Sect. 5.1, and a description of the event mixing technique and its performance can be found in Sect. 5.2. Section 5.3 introduces the parameter ν , the average number of pile-up tracks expected in the event. The parameter ν fully defines properties of the residual pile-up as discussed in Sect. 5.4 and therefore can be used to correct the measured multiplicity as explained in Sect. 5.5. Section 5.6 derives the algorithm in which the additional event sample obtained with the mixing procedure is used in the measurement of the two-particle correlations.

The two main time-dependent characteristics which primarily define the pile-up contributions to the measured events are the distribution of the Z -boson interaction longitudinal vertex position, z_{vtx} , and the instantaneous luminosity which is characterized by the per-crossing number of collisions, μ .

Distributions of z_{vtx} and μ are shown in panels (a) and (b) of Fig. 1, respectively, for the three data-taking periods used in the measurement. The mean values of the z_{vtx} distributions are close to the centre of the ATLAS detector and are slightly negative. The RMS of the z_{vtx} distributions vary period by period from approximately 48 mm to 35 mm. The instantaneous luminosity conditions yield an average number of interactions per bunch crossing $\langle\mu\rangle \approx 20, 15$ and 26 in the years 2012, 2015 and 2016, respectively.

The z_{vtx} position and the instantaneous luminosity define the parameter that is used to characterize pile-up in the analysis. This parameter, denoted ν , is the average number of background tracks per event from pile-up interactions that enter the analysis. Its distribution is shown in panel (c) of Fig. 1 and derivation is given in Sect. 5.2. The mean values of ν over the datasets, denoted by $\langle\nu\rangle$, are about 4 in the $\sqrt{s} = 8$ TeV data and above 7 in the $\sqrt{s} = 13$ TeV data. The 2015 data sample is only 10% as large as the 2016 sample, but the pile-up condition $\langle\nu\rangle$ in this sample is less than half as large. The 2015 contribution forms the lower peak in the distribution of ν shown in panel (c) of Fig. 1.

5.1 Event categories

Tracks and track pairs that pass the selections described in Sect. 3 and belong to a single event are referred to as *Direct*. The Direct contribution consists of tracks and pairs arising from the same interaction as the Z boson – referred to as *Signal* – and from pile-up interactions – referred to as *Background*. The presence of the Background contribution in the Direct data affects both the number of measured tracks (n_{trk}) and the two-particle correlations. To extract the Signal, the contribution of the Background to the Direct data needs to be subtracted. For this purpose, a sample of events – referred to

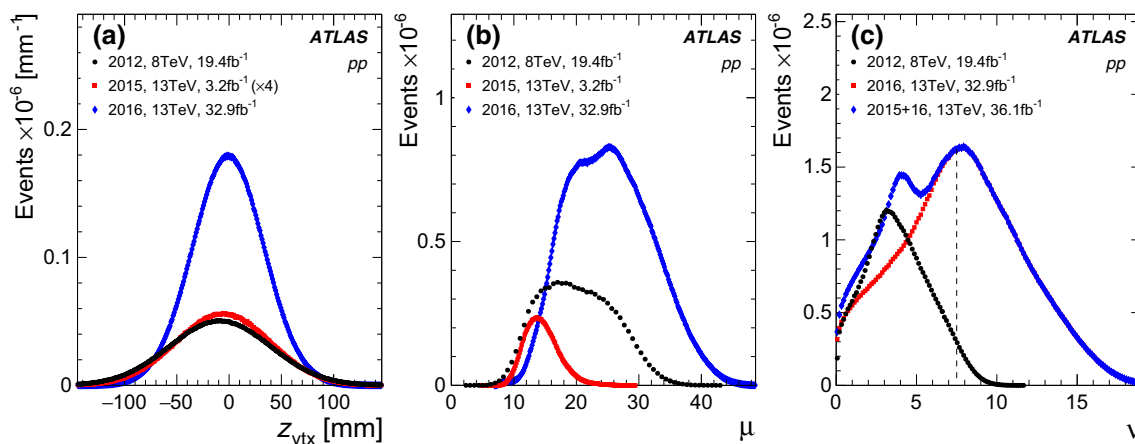


Fig. 1 Distribution of parameters: **a** vertex position z_{vtx} , **b** instantaneous luminosity parameter measured as the number of interactions per bunch crossing μ , **c** the average number of pile-up tracks accepted in the

analysis ν , in the three data-taking periods. The vertical dashed line in the right plot at $\nu = 7.5$ indicates the criterion below which the events are selected for the analysis

as *Mixed* and, ideally, equivalent to the Background events – is constructed using a random selection procedure. In the following sections, the numbers of tracks in the different event categories are denoted by $n_{\text{trk}}^{\text{dir}}$, $n_{\text{trk}}^{\text{sig}}$, $n_{\text{trk}}^{\text{bkg}}$ and $n_{\text{trk}}^{\text{mix}}$.

5.2 Mixed event sample

The Mixed event sample is constructed using a random selection procedure which is an extension of a technique used in Ref. [53]. It constructs an event that is similar to the Direct event, but contains no Signal component. It is done by requiring the longitudinal impact parameter of the track in one event to be within 0.75 mm of the z_{vtx} measured in another event (Eq. (2)) taken during the same beam fill of the LHC. To account for differences between z_{vtx} distributions from different LHC fills during the data taking, the analysis uses reduced values of μ and z_{vtx} that are:

$$(\bar{\mu}, \bar{z}_{\text{vtx}}) = \left(\frac{\mu}{\sqrt{2\pi} \text{RMS}(z_{\text{vtx}})}, \frac{z_{\text{vtx}} - \langle z_{\text{vtx}} \rangle}{\text{RMS}(z_{\text{vtx}})} \right), \quad (9)$$

where $\langle z_{\text{vtx}} \rangle$ and $\text{RMS}(z_{\text{vtx}})$ are the mean and width of the z_{vtx} distribution parameterized as a function of time during the data taking, and $\sqrt{2\pi}$ comes from the normalization of a Gaussian probability distribution. Direct and Mixed events are required to have $\bar{\mu}$ values within 0.01 mm^{-1} of each other, a parameter chosen in the analysis to be small enough to ensure the same instantaneous luminosity condition for both events.

Two event samples can be used by the random selection procedure to construct Mixed events, one obtained with a random trigger (zero bias sample), and the other obtained with the same trigger as the Direct event sample. In the latter case, an additional condition must be used that requires the distance between the z_{vtx} positions in two events to be $|\Delta z_{\text{vtx}}| > 15 \text{ mm}$. This is to ensure that the interaction that triggered the event recording and has particle counts and kinematics different from the inclusive (pile-up) interactions does not contribute to the Mixed event which aims to reproduce only the Background component. Mixed events constructed with both samples yield identical results, so the analysis uses the data sample with Z bosons, which automatically ensures identical data-taking conditions in Direct and Mixed events. The procedure is validated using a MC simulation sample where Z-boson events from 8 TeV *pp* collisions are generated with the SHERPA event-generator [54] and reconstructed with pile-up conditions corresponding to the 8 TeV dataset used in this analysis. This pile-up is simulated using PYTHIA v8.165 [55] with parameter values set according to the A2 tune [56] and the MSTW2008LO PDF set [57]. Implementing the procedure in the MC sample shows that the distributions found in Mixed events are equivalent to those in the Background events. To suppress undesired statistical

fluctuations in the Mixed event sample the random selection procedure is performed 20 times for each Direct event.

Figure 2 shows the average track density in Direct and Mixed events for different values of \bar{z}_{vtx} and $\bar{\mu}$. The three panels correspond to three different intervals of \bar{z}_{vtx} position and the different markers denote different $\bar{\mu}$ intervals. For the distributions corresponding to Direct events, the contribution from the Signal tracks forms the peak at $\omega = 0$, and the contribution from the Background tracks produces a slowly changing distribution outside and under the peak. The vertical axis in Fig. 2 is restricted to low values in order to clearly show the contribution from Mixed events, so the peaks at $\omega = 0$ are truncated. The solid lines are parabolic fits to the Direct track distributions outside the peak regions and then interpolated under the peaks. There is good agreement between the results of the fits and the results of Mixed events in the region under the peak. At values of $|\omega| > 2.45 \text{ mm}$, Mixed curves in all $(\bar{\mu}, \bar{z}_{\text{vtx}})$ intervals depart from the Direct ones. This is due to the contribution from collisions that fired the trigger. The n_{trk} in them is larger than in the pile-up interaction and causes the excess. However, due to the requirement that $|\Delta z_{\text{vtx}}|$ between the Direct event and the event used by the random selection procedure must be greater than 15 mm, no tracks from triggered collisions can affect the region of $|\omega| < 0.75 \text{ mm}$, where agreement between the fitted Direct and Mixed events is good for the purpose of the analysis.

Based on the level of agreement shown in Fig. 2, and on the MC simulation studies, this analysis uses the approximation that the features of the Mixed events (momentum, pseudo-rapidity distributions of tracks and two particle correlations) are equivalent to those of the Background events.

5.3 Background estimator

The Mixed track density under the peak ($|\omega| < 0.75 \text{ mm}$) shown in Fig. 2 for Mixed events is plotted in the left panel of Fig. 3 as a function of $\bar{\mu}$ for different \bar{z}_{vtx} .

Only intervals in $\bar{z}_{\text{vtx}} < 0$ are plotted since there is a symmetry around $\bar{z}_{\text{vtx}} = 0$. The distribution of $dn_{\text{trk}}^{\text{mix}}/d\omega$ evaluated as a function of $\bar{\mu}$ shows that track density is proportional to the interaction density: $dn_{\text{trk}}^{\text{mix}}/d\omega \propto \bar{\mu}$. The proportionality coefficients, $d^2n_{\text{trk}}^{\text{mix}}/(d\omega d\bar{\mu})$, are determined by fitting a linear function to the $dn_{\text{trk}}^{\text{mix}}/d\omega(\bar{\mu})$ distribution. The small residual deviations from this linear fit are taken into account while estimating systematic uncertainties; they are primarily present in the regions of $(\bar{\mu}, \bar{z}_{\text{vtx}})$ that are not used in the analysis. The dependence of these coefficients on \bar{z}_{vtx} is shown in the right panel of Fig. 3. One can see that $d^2n_{\text{trk}}^{\text{mix}}/(d\omega d\bar{\mu})(z_{\text{vtx}})$ is Gaussian with mean at zero and width very close to unity. This is expected as the \bar{z}_{vtx} , according to Eq. (9), is already a reduced parameter. Using the equivalence *Background* \equiv *Mixed*, the average number of Background tracks can be expressed as:

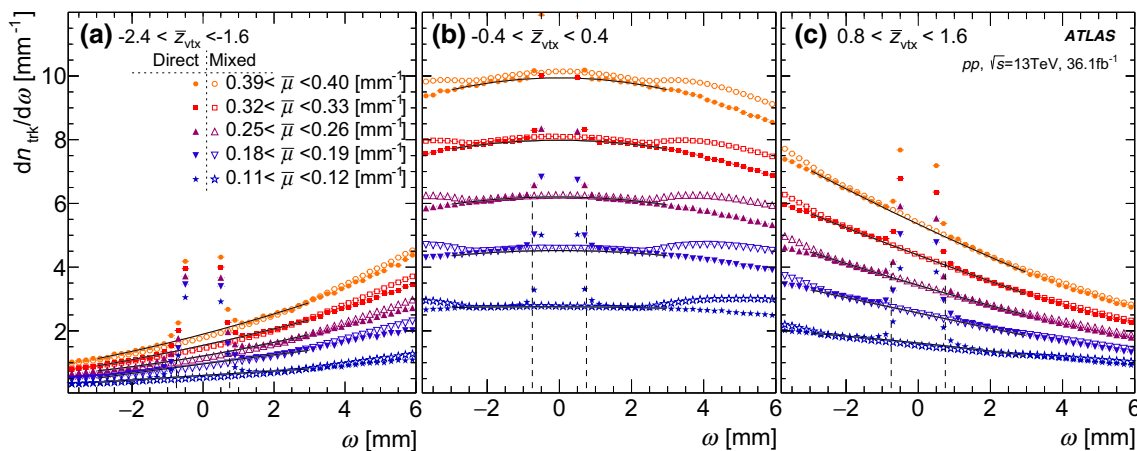


Fig. 2 The number of tracks per mm as a function of ω , defined by Eq. (2), for Direct (solid markers) and Mixed events (open markers). The three panels show results in different intervals of the reduced vertex \bar{z}_{vtx} position and different marker colours correspond to several intervals of reduced $\bar{\mu}$. The solid lines are parabolic fits to Mixed events in

the region $|\omega| < 3$ mm and the vertical dashed lines show the acceptance window $|\omega| < 0.75$ mm. The vertical axis is restricted to low values in order to show the Mixed events, so the peaks at $\omega = 0$ are truncated

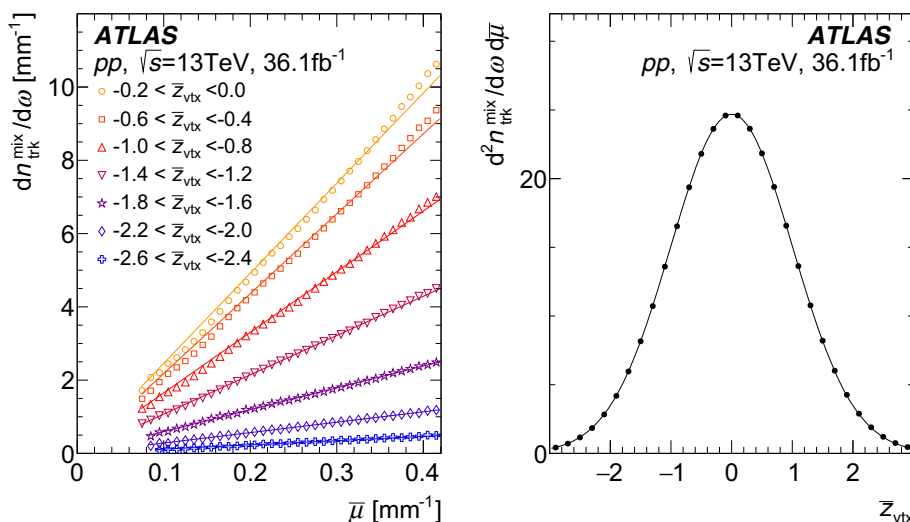


Fig. 3 Left: The number of tracks in Mixed events per mm at $\omega = 0$ as a function of $\bar{\mu}$. Different marker colours correspond to selected \bar{z}_{vtx} intervals. Not all intervals are shown for figure clarity. Solid lines are

fits assuming scaling of track density with $\bar{\mu}$. Right: Slopes of the lines shown in the left panel as a function of \bar{z}_{vtx} fitted to a Gaussian shape

$$\nu \equiv \langle n_{\text{trk}}^{\text{bkg}} \rangle = 2\omega_0 \left. \frac{d^2 n_{\text{trk}}^{\text{mix}}}{d\omega d\bar{\mu}} \right|_{\bar{z}_{\text{vtx}}=0} \text{Gauss}(\bar{z}_{\text{vtx}})\bar{\mu}, \quad (10)$$

where $\omega_0 = 0.75$ mm is half of the width of the track acceptance window, $d^2 n_{\text{trk}}^{\text{mix}} / (d\omega d\bar{\mu})|_{\bar{z}_{\text{vtx}}=0}$ is the coefficient defined by particle production in inclusive pp collisions and by the detector rapidity coverage and efficiency, and $\text{Gauss}(\bar{z}_{\text{vtx}})$ is a Gaussian function with mean equal to 0 and a variance of 1.0.

5.4 Properties of mixed events

The parameters $\bar{\mu}$ and \bar{z}_{vtx} factorize in Eq. (10). There is only a scaling coefficient between ν and the interaction den-

sity $\text{Gauss}(\bar{z}_{\text{vtx}})\bar{\mu}$, such that the same ν can be reached at low instantaneous luminosity and close to the centre of the \bar{z}_{vtx} interval, or at high instantaneous luminosity and large \bar{z}_{vtx} . Using the MC simulations and Mixed events taken at different $(\bar{\mu}, \bar{z}_{\text{vtx}})$ one can find that not only the average value, but also the shape of the $n_{\text{trk}}^{\text{bkg}}$ distribution are the same for the same interaction density $\text{Gauss}(\bar{z}_{\text{vtx}})\bar{\mu}$ and consequently for the same ν . Events are therefore fully characterized with respect to their background conditions by ν , calculated using Eq. (10). This is demonstrated in Fig. 4 for three intervals: $\nu < 0.5$, $3 < \nu < 3.5$ and $7 < \nu < 7.5$. For each interval the probability distributions of Mixed tracks P_{mix} obtained without any restriction on \bar{z}_{vtx} , are compared with the P_{mix}

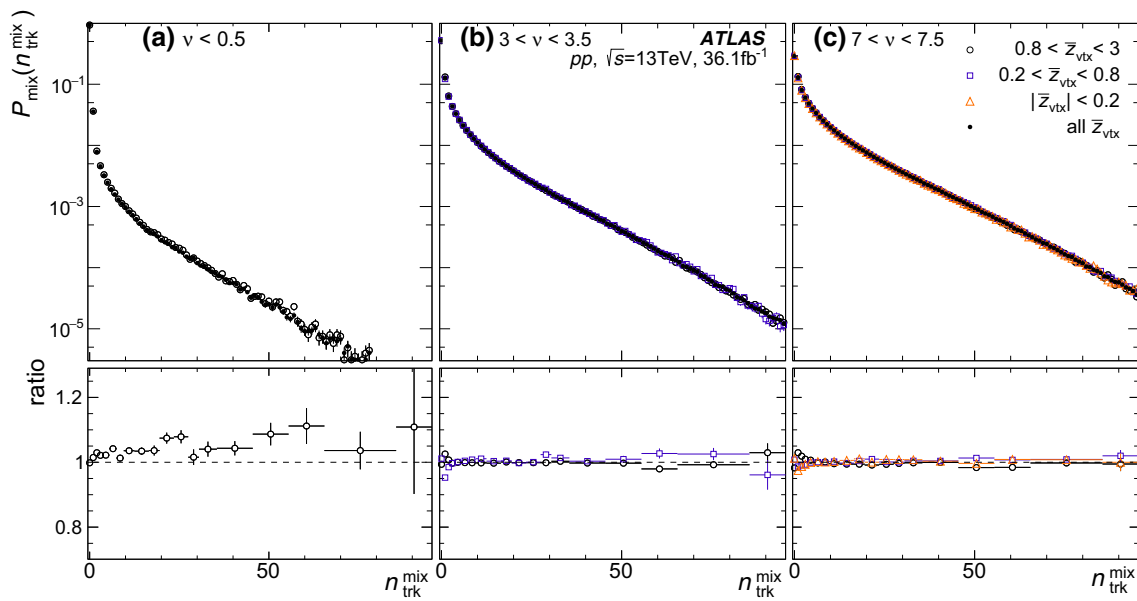


Fig. 4 The upper panels show the probability distributions for the $n_{\text{trk}}^{\text{mix}}$ measured without any restriction on \bar{z}_{vtx} (filled markers) as well as in three different \bar{z}_{vtx} intervals (open markers). From left to right, the panels correspond to ν ranges of **a** $\nu < 0.5$, **b** $3 < \nu < 3.5$ and **c**

$7 < \nu < 7.5$. The lower panels show the ratio of the P_{mix} in the \bar{z}_{vtx} intervals to the P_{mix} distribution obtained without any restriction on \bar{z}_{vtx} . Vertical bars are the statistical uncertainty

distributions obtained when restricting the \bar{z}_{vtx} to three different intervals of $|\bar{z}_{\text{vtx}}| < 0.2$, $0.2 < \bar{z}_{\text{vtx}} < 0.8$, and $0.8 < \bar{z}_{\text{vtx}} < 3$. Although no constraint is imposed on $\bar{\mu}$, its value varies over a different range for each \bar{z}_{vtx} interval to provide ν according to Eq. (10). Some distributions are not shown because it is impossible to find low- ν conditions at the centre of the z_{vtx} distribution at any μ shown in Fig. 1. The upper panels of the figure show the P_{mix} distributions and the lower panels show the ratios of the P_{mix} distributions in each \bar{z}_{vtx} interval to the P_{mix} distribution measured

without any restriction on \bar{z}_{vtx} . The ratios in the lower panels are consistent with unity within 5% in most cases, demonstrating that for a given ν the shape of the P_{mix} distribution does not depend on \bar{z}_{vtx} or $\bar{\mu}$. Residual deviations are due to tracking efficiency variation along the beam axis, accuracy of determining μ , and deviations from the parameterizations used in Eq. (10).

The probability distributions for the n_{trk} found under different ν conditions are shown in Fig. 5. The left and right panels display probabilities P_{dir} and P_{mix} for the Direct and

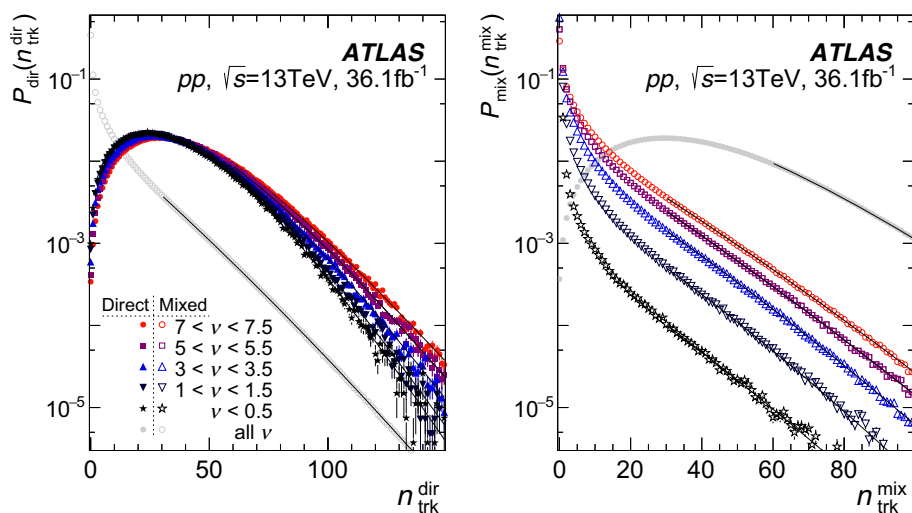


Fig. 5 Probability distributions for the n_{trk} in Direct events (left) and Mixed events (right). The different coloured markers correspond to different values of ν . The grey distribution in each panel indicates the dis-

tributions from the other panel averaged over the sample, and is shown for comparison. The lines are fits to data points. The x-axis ranges are different in the two panels

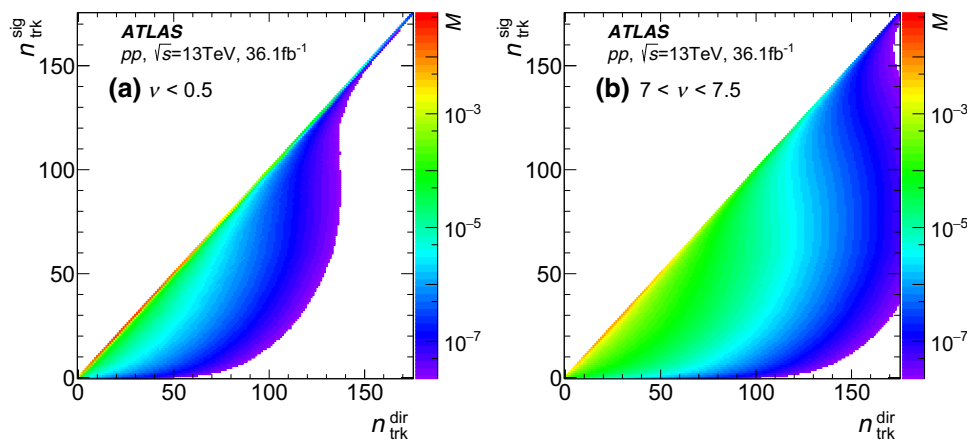


Fig. 6 Data-driven transition matrices corresponding to intervals **a** $\nu < 0.5$ and **b** $7 < \nu < 7.5$ that are used for remapping

Mixed events respectively. The continuous lines are the fits to the data points to smooth the statistical fluctuations at high n_{trk} .

Figure 5 shows that the Background tracks affect Direct distributions differently, depending on the n_{trk} regions. Assuming that the lower $n_{\text{trk}}^{\text{dir}}$ distribution, shown with black markers ($\nu < 0.5$), resembles the no pile-up condition, Fig. 5 implies that at $n_{\text{trk}}^{\text{dir}} > 100$ the Direct event distributions at high ν are dominated by the Background tracks, rising by an order of magnitude relative to black markers for the highest ν measured in the event sample. Averaged over the sample, the distribution for $n_{\text{trk}}^{\text{dir}}$ is shown in the right panel and for $n_{\text{trk}}^{\text{mix}}$ in the left panel for comparison with the distributions of the opposite type. The mean numbers of tracks in those distributions are 30 and 4 respectively.

5.5 Correction of n_{trk} distribution

The $n_{\text{trk}}^{\text{sig}}$ distributions are derived by unfolding the $n_{\text{trk}}^{\text{dir}}$ distributions. Transition matrices required for that are constructed from the data. For the analysis of the 2PC the same matrices are used to remap the correlation coefficients measured for $n_{\text{trk}}^{\text{dir}}$ to $n_{\text{trk}}^{\text{sig}}$ explained later in Sect. 5.6. These matrices are constructed from the data using the distributions shown in Fig. 5:

$$M(\nu, n_{\text{trk}}^{\text{sig}}, n_{\text{trk}}^{\text{dir}}) = P_{\text{dir}}(\nu < 0.5, n_{\text{trk}}^{\text{sig}}) P_{\text{mix}}(\nu, n_{\text{trk}}^{\text{dir}} - n_{\text{trk}}^{\text{sig}}).$$

The matrices are calculated using the $n_{\text{trk}}^{\text{dir}}$ distribution measured at the lowest ν ($\nu < 0.5$) as a proxy for the $n_{\text{trk}}^{\text{sig}}$ distribution and $n_{\text{trk}}^{\text{mix}}$ distributions corresponding to different intervals of ν . The probabilities to find $n_{\text{trk}}^{\text{dir}}$ shown in the left panel of Fig. 5 are multiplied by the probabilities to find $n_{\text{trk}}^{\text{mix}}$, shown in the right panel of Fig. 5. The product of the two probabilities is the matrix element for $(n_{\text{trk}}^{\text{sig}}, n_{\text{trk}}^{\text{dir}})$ using the relation $n_{\text{trk}}^{\text{sig}} = n_{\text{trk}}^{\text{dir}} - n_{\text{trk}}^{\text{mix}}$. For high numbers of tracks, the fits shown in Fig. 5 are used to suppress statistical fluctua-

tions. Examples of the transition matrices for two different ν are shown in Fig. 6.

The contour lines of the matrices have a distinct ‘spinnaker’ shape with the amount of ‘drag’ increasing with ν . At high ν , the higher values of n_{trk} in Direct events become only weakly correlated with the n_{trk} in Signal events. The right panel of Fig. 6 shows that the largest number of tracks in Direct events corresponds to relatively moderate Signal n_{trk} smeared by the Background. This effect limits the range of n_{trk} values where the pile-up data samples can be analysed, and the limit depends on the value of ν .

Each Direct event with a given n_{trk} contains contributions from Signal events with any number of tracks such that $n_{\text{trk}}^{\text{sig}} \leq n_{\text{trk}}^{\text{dir}}$. Those contributions are calculated from the transition matrices, shown in Fig. 6, by making a projection of $n_{\text{trk}}^{\text{dir}}$ onto $n_{\text{trk}}^{\text{sig}}$ for a given value of $n_{\text{trk}}^{\text{dir}}$. These projections are shown in Fig. 7 for two intervals of ν .

The histograms in Fig. 7 are examples of probability distributions of the $n_{\text{trk}}^{\text{sig}}$ contributing to Direct events with $n_{\text{trk}}^{\text{dir}} = 30, 60, \text{ and } 90$. At low ν , shown in the left panel, the distributions are narrow and peaked at $n_{\text{trk}}^{\text{sig}} = n_{\text{trk}}^{\text{dir}}$. For this low pile-up condition, more than 85% of Direct events do not have even one Background track. The situation is different for high ν (right panel) where the contributions to Direct events come from a wide range of Signal events with smaller n_{trk} . The shaded bands shown in the plot are centred horizontally at the mean values of $n_{\text{trk}}^{\text{sig}}$ contributing to the Direct events, and have widths equal to $2 \times \text{RMS}$ of the corresponding distributions. Distributions for high values of $n_{\text{trk}}^{\text{dir}}$ become increasingly wider as shown in the right panel of Fig. 7. This figure demonstrates that with increasing ν it becomes impossible to accurately determine to what $n_{\text{trk}}^{\text{sig}}$ the measurement belongs. Figure 7 shows that the presence of pile-up degrades the resolution with which one can measure $n_{\text{trk}}^{\text{sig}}$. As described in Sect. 5.6, this analysis is restricted to $\nu < 7.5$ because oth-

erwise the pile-up is too large to correct the two particle correlations.

5.6 Correction for the pair-distribution

This section describes the pile-up correction procedure for the pairs that are obtained by correlating particle pairs in Direct events. The $\Delta\phi$ distribution of track-pairs found in one Direct event can be formally written as:

$$\begin{aligned} \frac{dN_{\text{pair}}^{\text{dir}}}{d\Delta\phi} &= \sum_a^{n_{\text{trk}}^{\text{dir}}} \sum_{b \neq a}^{n_{\text{trk}}^{\text{dir}}} \delta(\Delta\phi - \Delta\phi^{ab}) \\ &= \sum_a^{n_{\text{trk}}^{\text{sig}}} \sum_{b \neq a}^{n_{\text{trk}}^{\text{sig}}} \delta(\Delta\phi - \Delta\phi^{ab}) + \sum_a^{n_{\text{trk}}^{\text{bkg}}} \sum_{b \neq a}^{n_{\text{trk}}^{\text{bkg}}} \delta(\Delta\phi - \Delta\phi^{ab}) \\ &\quad + \sum_a^{n_{\text{trk}}^{\text{bkg}}} \sum_b^{n_{\text{trk}}^{\text{sig}}} \delta(\Delta\phi - \Delta\phi^{ab}) + \sum_a^{n_{\text{trk}}^{\text{sig}}} \sum_b^{n_{\text{trk}}^{\text{bkg}}} \delta(\Delta\phi - \Delta\phi^{ab}), \end{aligned} \tag{11}$$

where the indices a and b run over tracks in a subevent of its corresponding category, $\Delta\phi^{ab}$ is a short-hand notation for $\phi^a - \phi^b$, and the Dirac delta function $\delta(\Delta\phi - \Delta\phi^{ab})$ ensures that the requirement $\Delta\phi = \phi^a - \phi^b$ is satisfied. Besides requiring that the index $b \neq a$, as is made explicit in Eq. (11) above, the requirement that $|\eta^a - \eta^b| > 2$ is also imposed. This requirement can be imposed in Eq. (11) by including the step function $\Theta(|\eta^a - \eta^b| - 2)$, but for brevity, is not included explicitly. Additionally the indices a and b are restricted to the particles within the chosen p_T -ranges for the reference and associated particles, respectively.

To take account of different pile-up conditions, the analysis is done in intervals of ν . Therefore, the expression given

by Eq. (11) has to be summed over a subset of data in each ν interval. In the following, the number of events in the interval where the number of observed tracks is $n_{\text{trk}}^{\text{dir}}$, is denoted by $n_{\text{evt}}^{\text{dir}}$. Averaging the first contribution in Eq. (11) over all events at fixed $n_{\text{trk}}^{\text{dir}}$ and ν yields:

$$\begin{aligned} &\frac{1}{n_{\text{evt}}^{\text{dir}}} \sum_n^{n_{\text{trk}}^{\text{dir}}} \sum_a^{n_{\text{trk}}^{\text{sig}}} \sum_{b \neq a}^{n_{\text{trk}}^{\text{sig}}} \delta(\Delta\phi - \Delta\phi^{ab}) \\ &= \sum_{n_{\text{trk}}^{\text{sig}}=0}^{n_{\text{trk}}^{\text{dir}}} P(n_{\text{trk}}^{\text{sig}} | \nu, n_{\text{trk}}^{\text{dir}}) \left\langle \frac{dN_{\text{pair}}^{\text{sig}}}{d\Delta\phi}(n_{\text{trk}}^{\text{sig}}) \right\rangle \equiv \left\langle \left\langle \frac{dN_{\text{pair}}^{\text{sig}}}{d\Delta\phi}(n_{\text{trk}}^{\text{sig}}) \right\rangle \right\rangle. \end{aligned} \tag{12}$$

In the presence of pile-up, the contributions to the Direct tracks come from different numbers of Signal tracks such that $n_{\text{trk}}^{\text{sig}} \leq n_{\text{trk}}^{\text{dir}}$ (as $n_{\text{trk}}^{\text{sig}} + n_{\text{trk}}^{\text{bkg}} = n_{\text{trk}}^{\text{dir}}$). Probabilities to find $n_{\text{trk}}^{\text{sig}}$ in events are denoted $P(n_{\text{trk}}^{\text{sig}} | \nu, n_{\text{trk}}^{\text{dir}})$ and are shown in Fig. 7. For clarity, the parameters that this probability depends on, i.e. ν and $n_{\text{trk}}^{\text{dir}}$, are labelled explicitly here. The averaging is done over all values of $n_{\text{trk}}^{\text{sig}}$, which is reflected by the double angular bracket that appears in the equation: the average over events with fixed $n_{\text{trk}}^{\text{sig}}$ is denoted by the smaller angular brackets, and the weighted average over all $n_{\text{trk}}^{\text{sig}}$ for a given $n_{\text{trk}}^{\text{dir}}$ in a category is denoted by larger angular brackets. In practice, only a relatively narrow region of $n_{\text{trk}}^{\text{sig}}$ effectively contributes to $dN_{\text{pair}}^{\text{sig}}/d\Delta\phi$. The width of this region depends on $n_{\text{trk}}^{\text{dir}}$ and on ν .

Similarly to the first contribution, the second contribution to Eq. (11) can be written as:

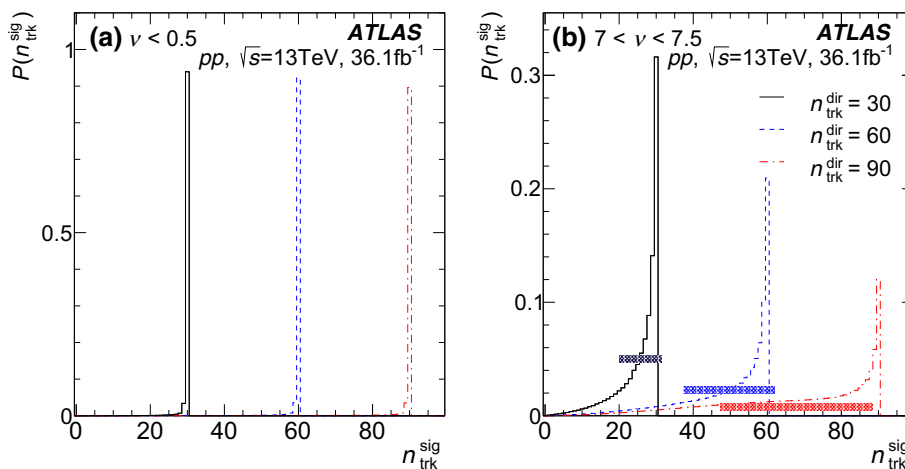


Fig. 7 The probability of a Signal event with multiplicity $n_{\text{trk}}^{\text{sig}}$, to contribute to a Direct event with $n_{\text{trk}}^{\text{dir}} = 30, 60$ and 90 (solid, dashed, and dotted-dashed), as a function of $n_{\text{trk}}^{\text{sig}}$. The shaded bands denote

the horizontal range equal to the mean \pm RMS value of the histogram with the corresponding colour. **a** $\nu < 0.5$ and **b** for $7 < \nu < 7.5$

$$\frac{1}{n_{\text{dir}}} \sum_n \sum_a \sum_{b \neq a}^{n_{\text{trk}}^{\text{dir}} n_{\text{trk}}^{\text{bkg}} n_{\text{trk}}^{\text{sig}}} \delta(\Delta\phi - \Delta\phi^{ab}) = \sum_{n_{\text{trk}}^{\text{sig}}=0}^{n_{\text{trk}}^{\text{dir}}} P(n_{\text{trk}}^{\text{sig}} | \nu, n_{\text{trk}}^{\text{dir}}) \times \left\langle \frac{dN_{\text{pair}}^{\text{bkg}}}{d\Delta\phi}(n_{\text{trk}}^{\text{bkg}}) \right\rangle = \left\langle \left\langle \frac{dN_{\text{pair}}^{\text{bkg}}}{d\Delta\phi}(n_{\text{trk}}^{\text{bkg}}) \right\rangle \right\rangle. \tag{13}$$

Averaging the last two terms in Eq. (11) over the event sample eliminates any $\Delta\phi$ dependence except a constant one, because the Background tracks cannot be correlated with Signal tracks since they originate from different interactions. The third term in Eq. (11) can be written as:

$$\begin{aligned} & \frac{1}{n_{\text{dir}}} \sum_n \left(\sum_a \sum_b^{n_{\text{trk}}^{\text{dir}} n_{\text{trk}}^{\text{sig}}} \delta(\Delta\phi - \Delta\phi^{ab}) \right) \\ &= \sum_{n_{\text{trk}}^{\text{sig}}=0}^{n_{\text{trk}}^{\text{dir}}} P(n_{\text{trk}}^{\text{sig}} | \nu, n_{\text{trk}}^{\text{dir}}) \iint \left\langle \frac{dN_{\text{trk}}^{\text{bkg}}}{d\phi^a}(n_{\text{trk}}^{\text{bkg}}) \right\rangle \\ & \times \left\langle \frac{dN_{\text{trk}}^{\text{sig}}}{d\phi^b}(n_{\text{trk}}^{\text{sig}}) \right\rangle \delta(\Delta\phi - \Delta\phi^{ab}) d\phi^a d\phi^b \\ &= \left\langle \iint \left\langle \frac{dN_{\text{trk}}^{\text{bkg}}}{d\phi^a}(n_{\text{trk}}^{\text{bkg}}) \right\rangle \left\langle \frac{dN_{\text{trk}}^{\text{sig}}}{d\phi^b}(n_{\text{trk}}^{\text{sig}}) \right\rangle \right\rangle \\ & \times \delta(\Delta\phi - \Delta\phi^{ab}) d\phi^a d\phi^b, \end{aligned} \tag{14}$$

where $\langle dN_{\text{trk}}/\Delta\phi \rangle$ are the single-particle angular track densities averaged over many events. Equation (14) states that averaged over many events, the pair distribution involving Signal and Background tracks can be replaced by the convolution of the individual single-particle distributions. The fourth term in Eq. (11) gives an expression identical to Eq. (14) except that the indices a and b interchanged. Substituting Eqs. (12)–(14) into Eq. (11) and rearranging gives:

$$\begin{aligned} \left\langle \left\langle \frac{dN_{\text{pair}}^{\text{sig}}}{d\Delta\phi}(n_{\text{trk}}^{\text{sig}}) \right\rangle \right\rangle &= \left\langle \left\langle \frac{dN_{\text{pair}}^{\text{dir}}}{d\Delta\phi}(n_{\text{trk}}^{\text{dir}}) \right\rangle \right\rangle - \left\langle \left\langle \frac{dN_{\text{pair}}^{\text{bkg}}}{d\Delta\phi}(n_{\text{trk}}^{\text{bkg}}) \right\rangle \right\rangle \\ & - \left\langle \iint \left\langle \frac{dN_{\text{trk}}^{\text{bkg}}}{d\phi^a}(n_{\text{trk}}^{\text{bkg}}) \right\rangle \left\langle \frac{dN_{\text{trk}}^{\text{sig}}}{d\phi^b}(n_{\text{trk}}^{\text{sig}}) \right\rangle \right\rangle \\ & \times \delta(\Delta\phi - \Delta\phi^{ab}) d\phi^a d\phi^b \\ & - \left\langle \iint \left\langle \frac{dN_{\text{trk}}^{\text{sig}}}{d\phi^a}(n_{\text{trk}}^{\text{sig}}) \right\rangle \left\langle \frac{dN_{\text{trk}}^{\text{bkg}}}{d\phi^b}(n_{\text{trk}}^{\text{bkg}}) \right\rangle \right\rangle \\ & \times \delta(\Delta\phi - \Delta\phi^{ab}) d\phi^a d\phi^b. \end{aligned} \tag{15}$$

So far, no approximations are made in the derivation of Eq. (15). However, in implementing the pile-up subtraction in the analysis, some approximations are necessary.

The first approximation relies on *Background* \equiv *Mixed*, which is established earlier in the analysis. Then the Background terms in Eq. (15) can be replaced by the corresponding Mixed terms. Additionally the single-track distributions for Signal tracks on the second line of Eq. (15) can be written as:

$$\left\langle \frac{dN_{\text{trk}}^{\text{sig}}}{d\phi^a}(n_{\text{trk}}^{\text{sig}}) \right\rangle = \left\langle \frac{dN_{\text{trk}}^{\text{dir}}}{d\phi^a}(n_{\text{trk}}^{\text{dir}}) \right\rangle - \left\langle \frac{dN_{\text{trk}}^{\text{mix}}}{d\phi^a}(n_{\text{trk}}^{\text{bkg}}) \right\rangle.$$

With these substitutions, Eq. (15) becomes:

$$\begin{aligned} \left\langle \left\langle \frac{dN_{\text{pair}}^{\text{sig}}}{d\Delta\phi}(n_{\text{trk}}^{\text{sig}}) \right\rangle \right\rangle &= \left\langle \left\langle \frac{dN_{\text{pair}}^{\text{dir}}}{d\Delta\phi}(n_{\text{trk}}^{\text{dir}}) \right\rangle \right\rangle - \left\langle \left\langle \frac{dN_{\text{pair}}^{\text{mix}}}{d\Delta\phi}(n_{\text{trk}}^{\text{bkg}}) \right\rangle \right\rangle \\ & - \left\langle \iint \left\langle \frac{dN_{\text{trk}}^{\text{mix}}}{d\phi^a}(n_{\text{trk}}^{\text{bkg}}) \right\rangle \left\langle \frac{dN_{\text{trk}}^{\text{dir}}}{d\phi^b}(n_{\text{trk}}^{\text{dir}}) \right\rangle \right\rangle \\ & \times \delta(\Delta\phi - \Delta\phi^{ab}) d\phi^a d\phi^b \\ & - \left\langle \iint \left\langle \frac{dN_{\text{trk}}^{\text{dir}}}{d\phi^a}(n_{\text{trk}}^{\text{dir}}) \right\rangle \left\langle \frac{dN_{\text{trk}}^{\text{mix}}}{d\phi^b}(n_{\text{trk}}^{\text{bkg}}) \right\rangle \right\rangle \\ & \times \delta(\Delta\phi - \Delta\phi^{ab}) d\phi^a d\phi^b \\ & + \left\langle \iint \left\langle \frac{dN_{\text{trk}}^{\text{mix}}}{d\phi^a}(n_{\text{trk}}^{\text{bkg}}) \right\rangle \left\langle \frac{dN_{\text{trk}}^{\text{mix}}}{d\phi^b}(n_{\text{trk}}^{\text{bkg}}) \right\rangle \right\rangle \\ & \times \delta(\Delta\phi - \Delta\phi^{ab}) d\phi^a d\phi^b \\ & + \left\langle \iint \left\langle \frac{dN_{\text{trk}}^{\text{mix}}}{d\phi^a}(n_{\text{trk}}^{\text{bkg}}) \right\rangle \left\langle \frac{dN_{\text{trk}}^{\text{mix}}}{d\phi^b}(n_{\text{trk}}^{\text{bkg}}) \right\rangle \right\rangle \\ & \times \delta(\Delta\phi - \Delta\phi^{ab}) d\phi^a d\phi^b. \end{aligned} \tag{16}$$

The second approximation requires that $dN_{\text{pair}}^{\text{sig}}/d\Delta\phi$ changes slowly with $n_{\text{trk}}^{\text{sig}}$, i.e. that the correlations do not change significantly over the range of $n_{\text{trk}}^{\text{sig}}$ that contributes to a given $n_{\text{trk}}^{\text{dir}}$. In other words, this assumption requires that the analysed correlation does not change significantly over an effective range of $n_{\text{trk}}^{\text{sig}}$ that cannot be resolved in the presence of the pile-up. Those ranges are effectively the widths of the peaks shown in Fig. 7, and are fixed for a given background condition ν . By limiting the background condition to $\nu < \nu_{\text{max}}$, one can control the magnitude of this width. In the present analysis, the maximum value of the background condition is chosen to be $\nu_{\text{max}} = 7.5$. This limit is shown in panel (c) of Fig. 1.

To measure the two-particle correlation as function of $n_{\text{trk}}^{\text{sig}}$ in the presence of pile-up, quantities defined by Eq. (16) found at fixed values of $n_{\text{trk}}^{\text{dir}}$ and in different intervals of ν have to be summed with weights as:

$$\begin{aligned} \frac{dN_{\text{pair}}^{\text{sig}}}{d\Delta\phi}(n_{\text{trk}}^{\text{sig}}) &\approx \frac{1}{\sum_{\nu < \nu_{\text{max}}} n_{\text{evt}}^{\text{dir}}} \sum_{\nu < \nu_{\text{max}}} \\ & \times \sum_{n_{\text{trk}}^{\text{dir}} \geq n_{\text{trk}}^{\text{sig}}} n_{\text{evt}}^{\text{dir}} P(n_{\text{trk}}^{\text{sig}} | \nu, n_{\text{trk}}^{\text{dir}}) \left\langle \left\langle \frac{dN_{\text{pair}}^{\text{sig}}}{d\Delta\phi}(n_{\text{trk}}^{\text{sig}}) \right\rangle \right\rangle. \end{aligned} \tag{17}$$

Combining Eqs. (16) and (17) the final result is obtained using the expression:

$$\frac{dN_{\text{pair}}^{\text{sig}}}{d\Delta\phi}(n_{\text{trk}}^{\text{sig}}) \approx \frac{1}{\sum_{\nu} n_{\text{evt}}^{\text{dir}}} \sum_{\nu} \sum_{n_{\text{trk}}^{\text{dir}} \geq n_{\text{trk}}^{\text{sig}}} n_{\text{evt}}^{\text{dir}} P(n_{\text{trk}}^{\text{sig}} | \nu, n_{\text{trk}}^{\text{dir}})$$

$$\begin{aligned}
& \times \left(\left\langle \left\langle \frac{dN_{\text{pair}}^{\text{dir}}}{d\Delta\phi} (n_{\text{trk}}^{\text{dir}}) \right\rangle \right\rangle - \left[\left\langle \left\langle \frac{dN_{\text{pair}}^{\text{mix}}}{d\Delta\phi} (n_{\text{trk}}^{\text{bkg}}) \right\rangle \right\rangle \right. \\
& + \left\langle \iint \left\langle \frac{dN_{\text{trk}}^{\text{mix}}}{d\phi^a} (n_{\text{trk}}^{\text{bkg}}) \right\rangle \left\langle \frac{dN_{\text{trk}}^{\text{dir}}}{d\phi^b} (n_{\text{trk}}^{\text{dir}}) \right\rangle \right\rangle \\
& \times \delta(\Delta\phi - \Delta\phi^{ab}) d\phi^a d\phi^b \\
& + \left\langle \iint \left\langle \frac{dN_{\text{trk}}^{\text{dir}}}{d\phi^a} (n_{\text{trk}}^{\text{dir}}) \right\rangle \left\langle \frac{dN_{\text{trk}}^{\text{mix}}}{d\phi^b} (n_{\text{trk}}^{\text{bkg}}) \right\rangle \right\rangle \\
& \times \delta(\Delta\phi - \Delta\phi^{ab}) d\phi^a d\phi^b \\
& - \left\langle \iint \left\langle \frac{dN_{\text{trk}}^{\text{mix}}}{d\phi^a} (n_{\text{trk}}^{\text{bkg}}) \right\rangle \left\langle \frac{dN_{\text{trk}}^{\text{mix}}}{d\phi^b} (n_{\text{trk}}^{\text{bkg}}) \right\rangle \right\rangle \\
& \times \delta(\Delta\phi - \Delta\phi^{ab}) d\phi^a d\phi^b \\
& - \left\langle \iint \left\langle \frac{dN_{\text{trk}}^{\text{mix}}}{d\phi^a} (n_{\text{trk}}^{\text{bkg}}) \right\rangle \left\langle \frac{dN_{\text{trk}}^{\text{mix}}}{d\phi^b} (n_{\text{trk}}^{\text{bkg}}) \right\rangle \right\rangle \\
& \times \delta(\Delta\phi - \Delta\phi^{ab}) d\phi^a d\phi^b \left. \right) \Bigg]. \quad (18)
\end{aligned}$$

The analysis uses Eq. (18) in the following way. In each category of ν , the distributions of two-particle pair-distributions are built for all values of $n_{\text{trk}}^{\text{dir}}$ and for all values of $n_{\text{trk}}^{\text{mix}}$. They are then summed using weights $P(n_{\text{trk}}^{\text{sig}}|\nu, n_{\text{trk}}^{\text{dir}})$ to build the background contributions, given by the square brackets in Eq. (18) for different $n_{\text{trk}}^{\text{dir}}$ and $n_{\text{trk}}^{\text{mix}} = n_{\text{trk}}^{\text{dir}} - n_{\text{trk}}^{\text{sig}}$ combinations. Next, these contributions are subtracted from the distribution measured in the Direct event for each $n_{\text{trk}}^{\text{dir}}$, giving the expression in round brackets. Subtracted results are weighted with probabilities $P(n_{\text{trk}}^{\text{sig}}|\nu, n_{\text{trk}}^{\text{dir}})$ and multiplied by $n_{\text{evt}}^{\text{dir}}$, the number of events with any given $n_{\text{trk}}^{\text{dir}}$. The resulting distributions are added to the distributions of Signal events for all values such that $n_{\text{trk}}^{\text{sig}} \leq n_{\text{trk}}^{\text{dir}}$. In the last step, the values of $dN_{\text{pair}}^{\text{sig}}/d\Delta\phi$ in those categories of ν that are used in the analysis are added together and normalised.

Equation (18) gives the pile-up-corrected distribution of track-pairs $-S(\Delta\phi)$ in Eq. (3) – evaluated at fixed $n_{\text{trk}}^{\text{sig}}$. The pair-acceptance distribution $B(\Delta\phi)$ does not require any correction for pile-up as it is an estimate of the detector acceptance which is not affected by pile-up. The pile-up-corrected correlation functions $C(\Delta\phi)$ are then built by dividing the $S(\Delta\phi)$ by the $B(\Delta\phi)$ and normalizing to a $\Delta\phi$ -averaged value of unity.

6 Template fits

Figure 8 shows the pile-up-corrected 2PC for several $n_{\text{trk}}^{\text{sig}}$ intervals for the 13 TeV \mathbf{Z} -tagged data. Correlations are measured for tracks in the $0.5 < p_{\text{T}}^{a,b} < 5 \text{ GeV}$ range. In the higher track multiplicity intervals, a clear enhancement on the near-side ($\Delta\phi = 0$) is visible. Figure 8 also shows results for the template fits (Eq. (8)) to the 2PC, with the $n_{\text{trk}}^{\text{sig}}$ inter-

val of $20 < n_{\text{trk}}^{\text{sig}} \leq 30$ used as the peripheral reference. The measured correlation functions are well described by the template fits, and long-range correlations (indicated by dashed blue lines) are observed. The fits in Fig. 8 include harmonics $n = 2-4$, however the subsequent analysis described in this paper focusses only on ν_2 , as the associated systematic and statistical uncertainties on the higher order harmonics are quite large.

From the template fits the ν_2 is extracted following Eq. (6). The left panel of Fig. 9 shows the ν_2 values obtained from the template fits as a function of $n_{\text{trk}}^{\text{sig}}$. The ν_2 values before correcting for pile-up are also shown for comparison. Without the pile-up correction, a clear monotonic decrease in ν_2 is observed with increasing track multiplicity, corresponding to an increase in pile-up contamination.

The right panels of Fig. 9 show the ratios of uncorrected ν_2 to the corresponding values with the pile-up correction. The uncorrected values show a significant decrease with increasing multiplicity and are $\sim 25\%$ (20%) lower than the corrected one in 8 TeV (13 TeV) data at the highest measured track multiplicity. However, after the pile-up correction, the ν_2 shows a significantly weaker dependence on the track multiplicity, similar to the observations in Refs. [2,3].

Figure 10 compares the p_{T} dependence of the ν_2 before and after correcting for pile-up. The p_{T} dependence is evaluated over a broad 40–100 $n_{\text{trk}}^{\text{sig}}$ range. A dependence of the correction on the p_{T} is observed. Over the 0.5–3 GeV p_{T} interval, the magnitude of the correction decreases with increasing p_{T} .

7 Systematic uncertainties

The systematic uncertainties in the ν_2 measurement can broadly be classified into two categories: the first category comprises systematic uncertainties that are intrinsic to the 2PC and to the template-fitting procedure and have been used in previous 2PC analyses [2,3]. These include uncertainties from the choice of peripheral bin used in the template fits, the tracking efficiency, and the pair-acceptance. The second category comprises the uncertainties associated with the correction of the ν_2 that accounts for pile-up tracks; these uncertainties are specific to the present analysis.

7.1 Peripheral interval

The template-fitting procedure [2,3] uses the $n_{\text{trk}}^{\text{sig}} \in (20,30)$ interval as the peripheral reference. To test the sensitivity of the measured ν_2 to any residual changes in the width of the away-side ($\Delta\phi = \pi$) jet peak and to the ν_2 present in the peripheral reference, the analysis is repeated using the 0–20, 10–20, and 30–40 multiplicity intervals as the periph-

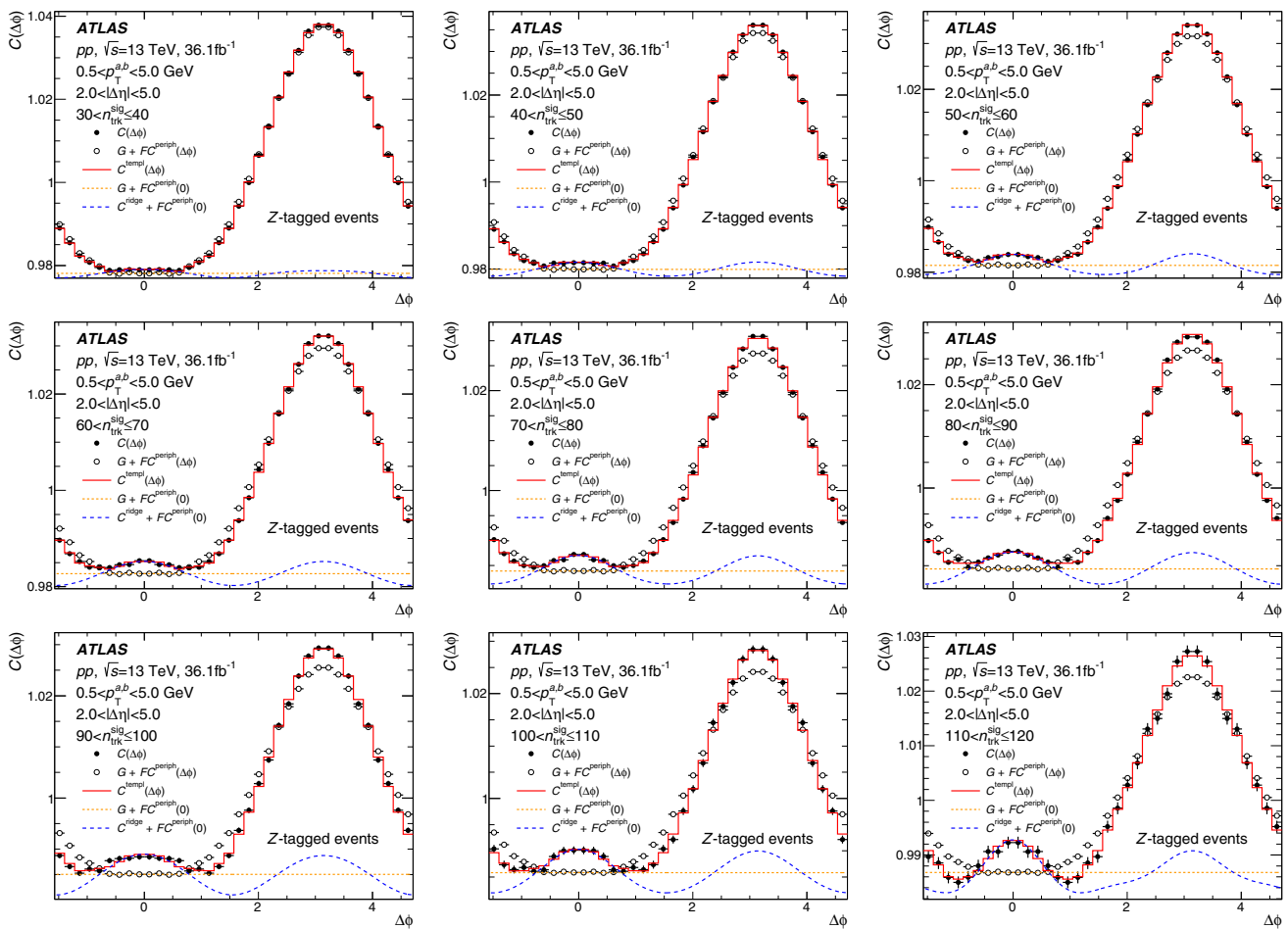


Fig. 8 Template fits to the pile-up-corrected $C(\Delta\phi)$ in the 13 TeV Z -tagged data. The different panels correspond to different $n_{\text{trk}}^{\text{sig}}$ intervals. The $n_{\text{trk}}^{\text{sig}} \in (20, 30]$ interval is used to determine the $C^{\text{periph}}(\Delta\phi)$, and

the template fits include harmonics $n = 2-4$. The $FC^{\text{periph}}(\Delta\phi)$ and C^{ridge} terms have been shifted up by G and $FC^{\text{periph}}(0)$ respectively, for easier comparison. The plots are for $0.5 < p_T^{a,b} < 5 \text{ GeV}$

eral reference. The resulting variation in the v_2 when using these alternative peripheral references is included as a systematic uncertainty. The assigned uncertainties are conservatively taken to be larger of the three variations and symmetric about the nominal value. For the multiplicity dependence of the v_2 measured in the integrated p_T interval of 0.5–5 GeV, this uncertainty varies from $\sim 8\%$ at $n_{\text{trk}}^{\text{sig}} = 30$ to $\sim 3\%$ for $n_{\text{trk}}^{\text{sig}} > 70$ in the 8 TeV data. For the 13 TeV data the uncertainty is within 4% across the entire measured multiplicity range. For the p_T dependence, this uncertainty varies from 4% to 15% depending on the p_T and the dataset.

7.2 Track reconstruction efficiency

In evaluating the correlation functions, each particle is weighted by a factor $1/\epsilon(p_T, \eta)$ to account for the tracking efficiency. The systematic uncertainties in the efficiency $\epsilon(p_T, \eta)$ thus need to be propagated into $C(\Delta\phi)$ and the final $v_{2,2}$ measurements. The $C(\Delta\phi)$ and v_2 are mostly insensitive

to the tracking efficiency. This is because the $v_{2,2}$ measures the relative variation of the yields in $\Delta\phi$; an overall increase or decrease in the efficiency changes the yields but does not affect the v_2 . However, due to p_T and η dependence of the tracking efficiency and its uncertainties [58], there is some residual effect on the v_2 . The corresponding uncertainty in the v_2 is estimated by repeating the analysis while varying the efficiency within its upper and lower uncertainty values – of about 5% – in a p_T -dependent manner. For v_2 this uncertainty is estimated to be less than 1%, when studying the multiplicity dependence for the 0.5–5 GeV p_T interval, and less than 0.5% for the differential $v_2(p_T)$.

7.3 Pair-acceptance

The analysis relies on the $B(\Delta\phi)$ distribution to correct for the pair-acceptance of the detector using Eq. (3). The $B(\Delta\phi)$ distributions are nearly flat in $\Delta\phi$, and the effect on the v_2 when correcting for the acceptance is less than 1% for all mul-

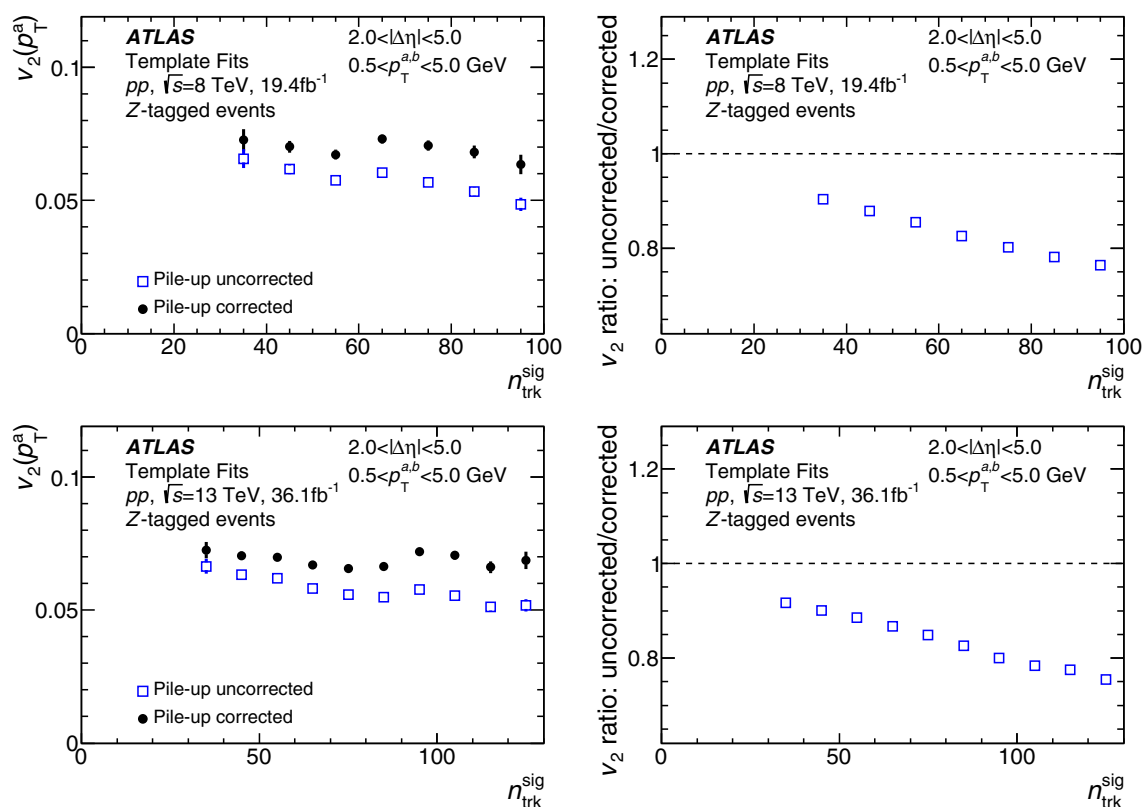


Fig. 9 Top left panel shows the v_2 values obtained from the template fits in the 8 TeV data, corrected for pile-up, plotted as a function of the $n_{\text{trk}}^{\text{sig}}$ (black points). For comparison, the v_2 not corrected for pile-up is also plotted. The uncorrected v_2 is also plotted as a function of $n_{\text{trk}}^{\text{sig}}$ – the pile-up corrected

multiplicity – so that the effect of the pile-up correction on the v_n is compared between the same set of events. The top right panel shows the ratio of the two v_2 values. Bottom row shows similar plots for the 13 TeV data. The error bars indicate statistical uncertainties and are not shown in the ratio plots. Plots are for $0.5 < p_T^{a,b} < 5$ GeV

tiplicities and p_T . Since the pair-acceptance corrections are small, the entire correction is conservatively taken as the systematic uncertainty associated with pair-acceptance effects.

7.4 Accuracy of the background estimator

This uncertainty arises due to inaccuracy in the determination of μ during the run and stability of the z_{vtx} distribution. They are estimated using the inaccuracy in the luminosity determination described in Refs. [59,60] and stability studies performed in the analysis. Another contribution is coming from the quality of the fits. Although fits used in the functional form of Eq. (10) accurately reproduce data as shown in Figs. 2 and 3, alternative fit functions are also studied to derive an uncertainty that, together with the factors mentioned earlier, results in $\lesssim 1\%$ uncertainty added to the final results.

7.5 Uncertainties in transition matrices

The transition matrices discussed in Sect. 5.5 for unfolding the n_{trk} distributions and for finding coefficients for correct-

ing the 2PC are determined using data. The $n_{\text{trk}}^{\text{sig}}$ distribution is approximated with the Direct distributions in the lowest ν interval ($\nu < 0.5$). Uncertainties in the v_2 values due to this approximation are estimated by repeating the analysis with the matrices calculated from the Direct distributions in the interval $\nu < 1$. The variation is less than 2% throughout, and is included as a systematic uncertainty in the value of v_2 .

7.6 Accuracy of the pile-up correction procedure

As described in Sect. 5, the pile-up correction procedure is implemented in intervals of ν . In order to check residual pile-up effects that are not removed by the correction procedure, a study of the pile-up-corrected v_2 is performed as a function of ν , and the variation in the measured v_2 is included as a systematic uncertainty. This uncertainty is determined to be $\pm 3.5\%$ for the 8 TeV data across the measured multiplicity range. For the 13 TeV data, this uncertainty is $\pm 4\%$ for $n_{\text{trk}}^{\text{sig}} < 100$ but increases to 15% at higher multiplicities.

An independent check of the pile-up correction procedure is done by performing an MC closure analysis using the MC sample described in Sect. 5.2. Since the MC gen-

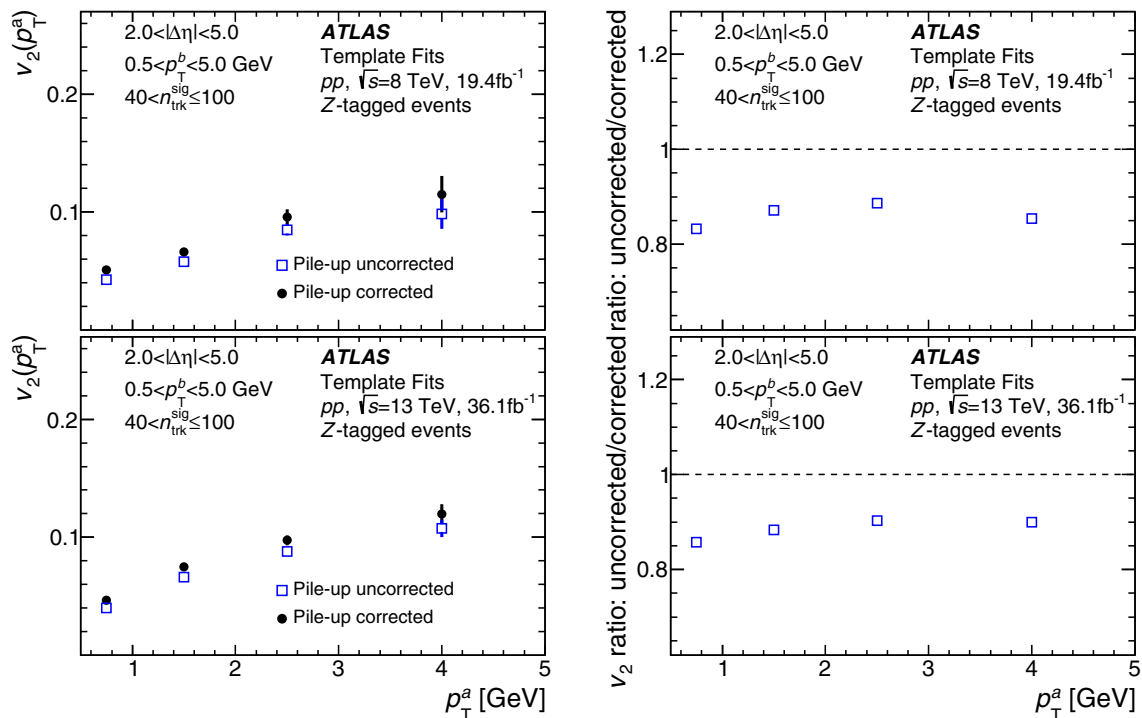


Fig. 10 Top left panel compares the v_2 values as a function of p_T in the 8 TeV data, when correcting (solid-black points) and not correcting (open blue points) for pile-up pairs. The plots are for the 40–100 $n_{\text{trk}}^{\text{sig}}$ interval. The blue points correspond to the Fourier coefficients of the

uncorrected 2PCs for $40 < n_{\text{trk}}^{\text{sig}} \leq 100$. The top right panel shows the ratio of the uncorrected v_2 to the corrected v_2 . The error bars indicate statistical uncertainties and are not shown in the ratio plots. The lower panels show similar plots for the 13 TeV data

erated events do not have any physical long-range correlations, the closure test is performed on the Fourier components of the 2PC defined by Eqs. (4)–(6) instead. The Fourier- v_2 includes mostly contributions from back-to-back dijets, which is the main (physics) background that the template analysis removes. The pile-up affects the 2PC caused by the dijet and the long-range correlations in a similar way. Thus the Fourier- v_2 is an ideal object to use in checking the performance of the pile-up correction, because it has a non-zero value in the simulated events. The MC closure test is performed as follows. The generator-level v_2 is obtained from 2PCs using only reconstructed tracks that are known to be associated with the Z-boson vertex. The generated v_2 is then compared to the reconstruction-level Fourier- v_2 obtained when applying the pile-up correction procedure used in the analysis of the real data. The corrected and generated v_2 are found to be consistent within the systematic uncertainties associated with the pile-up correction procedure.

Table 2 summarizes the systematic uncertainties in the multiplicity dependence of the measured v_2 . Table 3 summarizes the uncertainties for the p_T dependence of v_2 . The dominant systematic uncertainties arise from the choice of peripheral reference and from the ν dependence.

8 Results

Figure 11 shows the final results for the multiplicity dependence of the v_2 with all systematic uncertainties included. The results are corrected to account for pile-up and detector efficiency effects, and are plotted as a function of the measured multiplicity ($n_{\text{trk}}^{\text{sig}}$), which is corrected for pile-up, but not for detector efficiency effects.³ The left panel compares the final v_2 values obtained from the template fit in the 8 and 13 TeV Z-tagged samples, to the v_2 values obtained in 5 and 13 TeV inclusive pp collisions from Ref. [3]. The right panel shows the ratio of the v_2 in the 8 and 13 TeV Z-tagged samples to the v_2 in 13 TeV inclusive pp collisions. The systematic uncertainties in the measured v_2 for a given dataset are to some extent correlated across the different multiplicity intervals shown in Fig. 11. The Z-tagged v_2 values show no significant dependence on the multiplicity, similar to the results obtained from the inclusive samples, and are consistent with each other as well as the inclusive measurements, within 1–2 σ systematic uncertainties.

³ Integrated over $p_T > 0.4$ GeV, the tracking efficiency is on average ~6% lower (absolute) for the 8 TeV Z-tagged data compared to the other data shown in Fig. 11. Therefore, the same $n_{\text{trk}}^{\text{sig}}$ corresponds to slightly higher true multiplicity for the 8 TeV data.

Table 2 Systematic uncertainties for the multiplicity dependence of the v_2 integrated over the 0.5–5 GeV p_T interval. Where ranges are provided for both multiplicity and the uncertainty, the uncertainty varies from the first value to the second value as the multiplicity varies from the lower to upper limits of the range. The listed uncertainties are taken to be symmetric about the nominal v_2 values

Source	8 TeV		13 TeV	
	$n_{\text{trk}}^{\text{sig}}$	Uncertainty [%]	$n_{\text{trk}}^{\text{sig}}$	Uncertainty [%]
Choice of peripheral bin	30–70	8–3	30–90	4.0
	70–100	3	90–140	3.5
Tracking efficiency	30–100	1	30–140	1
Pair acceptance	30–100	1	30–140	0.5
Accuracy of v estimation	30–100	1	30–140	0.5
Uncertainties in transition matrices v dependence	30–100	2	30–140	1.5
			30–100	4
			100–120	6
			120–140	15

Table 3 Systematic uncertainties for the $v_2(p_T)$

Source	8 TeV		13 TeV	
	p_T [GeV]	Uncertainty [%]	p_T [GeV]	Uncertainty [%]
Choice of peripheral bin	0.5–3	4	0.5–1	7
	3–5	7	1–2	5
			2–5	15
Tracking efficiency	0.5–5	0.5	0.5–5	0.5
Pair acceptance	0.5–5	1	0.5–5	1
Accuracy of v estimation	0.5–5	0.5	0.5–5	0.5
Uncertainties in transition matrices	0.5–5	1	0.5–5	0.5
v dependence	0.5–5	3.5	0.5–5	4

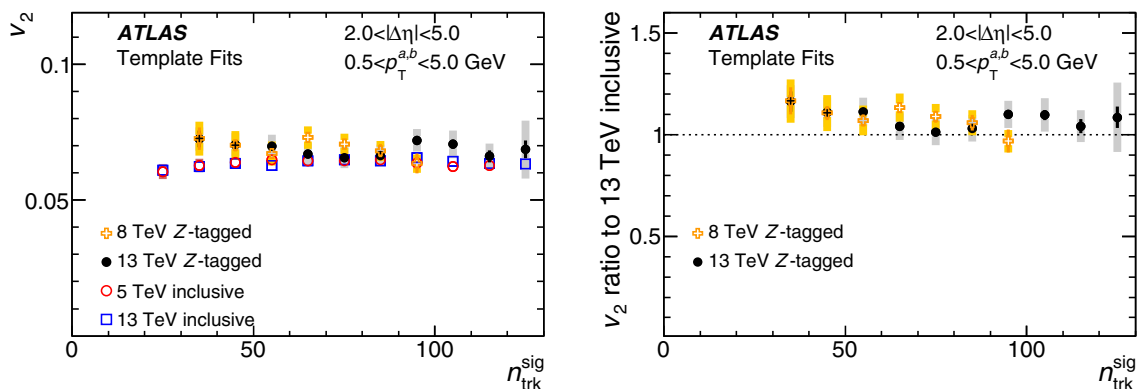


Fig. 11 Left panel: the pile-up-corrected v_2 values obtained from the template fits as a function of $n_{\text{trk}}^{\text{sig}}$. For comparison, the v_2 values obtained in 5 and 13 TeV inclusive pp data from Ref. [3] are also shown. The error bars and shaded bands indicate statistical and systematic uncertainties,

respectively. Right panel: the ratio of the v_2 in 8 and 13 TeV **Z**-tagged samples to the v_2 in inclusive 13 TeV pp collisions as a function of $n_{\text{trk}}^{\text{sig}}$. The horizontal dotted line indicates unity and is intended to guide the eye. Results are plotted for $0.5 < p_T^{a,b} < 5$ GeV

Figure 12 compares the p_T dependence of the template- v_2 between the **Z**-tagged and inclusive measurements. The p_T dependence is evaluated over the 40–100 $n_{\text{trk}}^{\text{sig}}$ range. The upper limit of 100 in the chosen multiplicity range is because the 8 TeV **Z**-tagged measurements are done up to this multiplicity. The lower limit of 40 tracks arises because the 30–40

track multiplicity range is used as the peripheral reference in the systematic uncertainty estimates, and thus events with less than 40 tracks are excluded from the measurement. As seen for the multiplicity dependence, the p_T dependence is also consistent between the 8 and 13 TeV **Z**-tagged samples. The **Z**-tagged $v_2(p_T)$ values are also consistent with

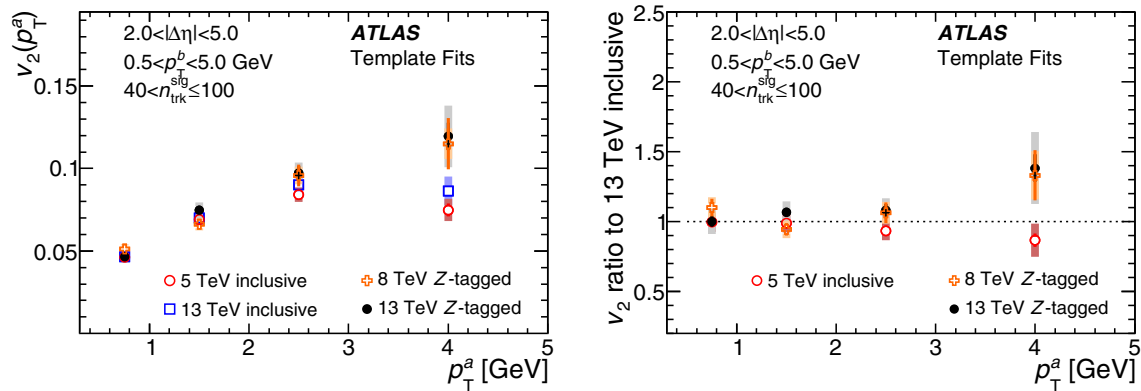


Fig. 12 Left panel: the pile-up-corrected v_2 values obtained from the template fits as a function of p_T . For comparison, the v_2 values obtained in 5 and 13 TeV inclusive pp data are also shown. The error bars and shaded bands indicate statistical and systematic uncertainties, respec-

tively. Right panel: the ratio of the v_2 in 8 and 13 TeV **Z**-tagged samples to the v_2 in inclusive 13 TeV pp collisions as a function of p_T . The horizontal dotted line indicates unity and is kept to guide the eye. Results are plotted for the $40 < n_{\text{trk}}^{\text{sig}} \leq 100$ multiplicity interval

the inclusive measurements within $1\text{--}1.5\sigma$ systematic uncertainties.

9 Summary

In this analysis, the long-range component ($|\Delta\eta| > 2$) of two-particle correlations (2PC) in $\sqrt{s} = 8$ and 13 TeV pp collisions containing a Z boson is studied using data collected by the ATLAS detector at the LHC. The datasets correspond to an integrated luminosity of 19.4 fb^{-1} for the 8 TeV data and 36.1 fb^{-1} for the 13 TeV data.

The correlations are studied using a template-fitting procedure that separates the true long-range correlation from the dijet contribution. Due to the high-luminosity conditions, a significant contribution to the 2PC from pile-up events is observed that contaminates the measured correlations. A new pile-up correction procedure is developed to remove the contribution of pile-up tracks.

The pile-up-corrected 2PC are measured across a large range of track multiplicities and over the $0.5\text{--}5 \text{ GeV}$ p_T range. The second-order Fourier coefficient of the single-particle anisotropy, v_2 , is extracted and its multiplicity and p_T dependence is compared to that observed in inclusive pp collisions. The pile-up-corrected v_2 values show no significant dependence on the event multiplicity, similar to that observed in inclusive pp collisions. The magnitude of the observed v_2 as a function of multiplicity and p_T is found to be consistent with that observed in inclusive pp collisions. These measurements demonstrate that in pp collisions, the long-range correlation involving soft particles is not significantly altered by the presence of a hard-scattering process. This result is an important contribution towards a better understanding of the origin of the long-range correlations observed in pp collisions.

Acknowledgements We thank CERN for the very successful operation of the LHC, as well as the support staff from our institutions without whom ATLAS could not be operated efficiently. We acknowledge the support of ANPCyT, Argentina; YerPhI, Armenia; ARC, Australia; BMWFW and FWF, Austria; ANAS, Azerbaijan; SSTC, Belarus; CNPq and FAPESP, Brazil; NSERC, NRC and CFI, Canada; CERN; CONICYT, Chile; CAS, MOST and NSFC, China; COLCIENCIAS, Colombia; MSMT CR, MPO CR and VSC CR, Czech Republic; DNRF and DNSRC, Denmark; IN2P3-CNRS, CEA-DRF/IRFU, France; SRNSFG, Georgia; BMBF, HGF, and MPG, Germany; GSRT, Greece; RGC, Hong Kong SAR, China; ISF and Benoziyo Center, Israel; INFN, Italy; MEXT and JSPS, Japan; CNRST, Morocco; NWO, Netherlands; RCN, Norway; MNiSW and NCN, Poland; FCT, Portugal; MNE/IFA, Romania; MES of Russia and NRC KI, Russian Federation; JINR; MESTD, Serbia; MSSR, Slovakia; ARRS and MIZŠ, Slovenia; DST/NRF, South Africa; MINECO, Spain; SRC and Wallenberg Foundation, Sweden; SERI, SNSF and Cantons of Bern and Geneva, Switzerland; MOST, Taiwan; TAEK, Turkey; STFC, United Kingdom; DOE and NSF, United States of America. In addition, individual groups and members have received support from BCKDF, CANARIE, CRC and Compute Canada, Canada; COST, ERC, ERDF, Horizon 2020, and Marie Skłodowska-Curie Actions, European Union; Investissements d’Avenir Labex and Idex, ANR, France; DFG and AvH Foundation, Germany; Herakleitos, Thales and Aristeia programmes co-financed by EU-ESF and the Greek NSRF, Greece; BSF-NSF and GIF, Israel; CERCA Programme Generalitat de Catalunya, Spain; The Royal Society and Leverhulme Trust, United Kingdom. The crucial computing support from all WLCG partners is acknowledged gratefully, in particular from CERN, the ATLAS Tier-1 facilities at TRIUMF (Canada), NDGF (Denmark, Norway, Sweden), CC-IN2P3 (France), KIT/GridKA (Germany), INFN-CNAF (Italy), NL-T1 (Netherlands), PIC (Spain), ASGC (Taiwan), RAL (UK) and BNL (USA), the Tier-2 facilities worldwide and large non-WLCG resource providers. Major contributors of computing resources are listed in Ref. [61].

Data Availability Statement All ATLAS scientific output is published in journals, and preliminary results are made available in Conference Notes. All are openly available, without restriction on use by external parties beyond copyright law and the standard conditions agreed by CERN. Data associated with journal publications are also made available: tables and data from plots (e.g. cross section values, likelihood profiles, selection efficiencies, cross section limits, ...) are stored

in appropriate repositories such as HEPDATA (<http://hepdata.cedar.ac.uk/>). ATLAS also strives to make additional material related to the paper available that allows a reinterpretation of the data in the context of new theoretical models. For example, an extended encapsulation of the analysis is often provided for measurements in the framework of RIVET (<http://rivet.hepforge.org/>).” This information is taken from the ATLAS Data Access Policy, which is a public document that can be downloaded from <http://opendata.cern.ch/record/413>[opendata.cern.ch].

Open Access This article is licensed under a Creative Commons Attribution 4.0 International License, which permits use, sharing, adaptation, distribution and reproduction in any medium or format, as long as you give appropriate credit to the original author(s) and the source, provide a link to the Creative Commons licence, and indicate if changes were made. The images or other third party material in this article are included in the article’s Creative Commons licence, unless indicated otherwise in a credit line to the material. If material is not included in the article’s Creative Commons licence and your intended use is not permitted by statutory regulation or exceeds the permitted use, you will need to obtain permission directly from the copyright holder. To view a copy of this licence, visit <http://creativecommons.org/licenses/by/4.0/>. Funded by SCOAP³.

References

1. CMS Collaboration, Observation of long-range, near-side angular correlations in proton-proton collisions at the LHC, *JHEP* **09**, 091 (2010). [arXiv:1009.4122](https://arxiv.org/abs/1009.4122) [hep-ex]
2. ATLAS Collaboration, Observation of Long-Range Elliptic Azimuthal Anisotropies in $\sqrt{s} = 13$ and 2.76 TeV pp Collisions with the ATLAS Detector, *Phys. Rev. Lett.* **116**, 172301 (2016). [arXiv:1509.04776](https://arxiv.org/abs/1509.04776) [hep-ex]
3. ATLAS Collaboration, Measurements of long-range azimuthal anisotropies and associated Fourier coefficients for pp collisions at $\sqrt{s} = 5.02$ and 13 TeV and p+Pb collisions at $\sqrt{s_{NN}} = 5.02$ TeV with the ATLAS detector, *Phys. Rev. C* **96**, 024908 (2017). [arXiv:1609.06213](https://arxiv.org/abs/1609.06213) [hep-ex]
4. CMS Collaboration, Evidence for collectivity in pp collisions at the LHC, *Phys. Lett. B* **765**, 193 (2017). [arXiv:1606.06198](https://arxiv.org/abs/1606.06198) [hep-ex]
5. ATLAS Collaboration, Measurement of the azimuthal anisotropy for charged particle production in $\sqrt{s_{NN}} = 2.76$ TeV lead-lead collisions with the ATLAS detector, *Phys. Rev. C* **86**, 014907 (2012). [arXiv:1203.3087](https://arxiv.org/abs/1203.3087) [hep-ex]
6. ATLAS Collaboration, Measurement of the pseudorapidity and transverse momentum dependence of the elliptic flow of charged particles in lead-lead collisions at $\sqrt{s_{NN}} = 2.76$ TeV with the ATLAS detector, *Phys. Lett. B* **707**, 330 (2012). [arXiv:1108.6018](https://arxiv.org/abs/1108.6018) [hep-ex]
7. ATLAS Collaboration, Measurement of the azimuthal anisotropy of charged particles produced in $\sqrt{s_{NN}} = 5.02$ TeV Pb+Pb collisions with the ATLAS detector, *Eur. Phys. J. C* **78**, 997 (2018). [arXiv:1808.03951](https://arxiv.org/abs/1808.03951) [hep-ex]
8. ATLAS Collaboration, Measurement of the azimuthal anisotropy of charged-particle production in Xe+Xe collisions at $\sqrt{s_{NN}} = 5.44$ TeV with the ATLAS detector, (2019). [arXiv:1911.04812](https://arxiv.org/abs/1911.04812) [nucl-ex]
9. ALICE Collaboration, Elliptic Flow of Charged Particles in Pb-Pb Collisions at $\sqrt{s_{NN}} = 2.76$ TeV, *Phys. Rev. Lett.* **105**, 252302 (2010). [arXiv:1011.3914](https://arxiv.org/abs/1011.3914) [nucl-ex]
10. CMS Collaboration, Measurement of the elliptic anisotropy of charged particles produced in PbPb collisions at $\sqrt{s_{NN}} = 2.76$ TeV, *Phys. Rev. C* **87**, 014902 (2013). [arXiv:1204.1409](https://arxiv.org/abs/1204.1409) [hep-ex]
11. STAR Collaboration, J. Adams et al., Experimental and theoretical challenges in the search for the quark gluon plasma: The STAR Collaboration’s critical assessment of the evidence from RHIC collisions, *Nucl. Phys. A* **757**, 102 (2005). [arXiv:nucl-ex/0501009](https://arxiv.org/abs/nucl-ex/0501009) [nucl-ex]
12. PHOBOS Collaboration, B. B. Back et al., The PHOBOS perspective on discoveries at RHIC, *Nucl. Phys. A* **757**, 28 (2005). [arXiv:nucl-ex/0410022](https://arxiv.org/abs/nucl-ex/0410022) [nucl-ex]
13. PHENIX Collaboration, K. Adcox et al., Formation of dense partonic matter in relativistic nucleus-nucleus collisions at RHIC: Experimental evaluation by the PHENIX Collaboration, *Nucl. Phys. A* **757**, 184 (2005). [arXiv:nucl-ex/0410003](https://arxiv.org/abs/nucl-ex/0410003) [nucl-ex]
14. BRAHMS Collaboration, I. Arsene et al., Quark-gluon plasma and color glass condensate at RHIC? The Perspective from the BRAHMS experiment, *Nucl. Phys. A* **757**, 1 (2005). [arXiv:nucl-ex/0410020](https://arxiv.org/abs/nucl-ex/0410020) [nucl-ex]
15. CMS Collaboration, Observation of long-range, near-side angular correlations in pPb collisions at the LHC, *Phys. Lett. B* **718**, 795 (2013). [arXiv:1210.5482](https://arxiv.org/abs/1210.5482) [hep-ex]
16. ALICE Collaboration, Long-range angular correlations on the near and away side in p+Pb collisions at $\sqrt{s_{NN}} = 5.02$ TeV, *Phys. Lett. B* **719**, 29 (2013). [arXiv:1212.2001](https://arxiv.org/abs/1212.2001) [nucl-ex]
17. ATLAS Collaboration, Observation of Associated Near-Side and Away-Side Long-Range Correlations in $\sqrt{s_{NN}} = 5.02$ TeV Proton-Lead Collisions with the ATLAS Detector, *Phys. Rev. Lett.* **110**, 182302 (2013). [arXiv:1212.5198](https://arxiv.org/abs/1212.5198) [hep-ex]
18. ATLAS Collaboration, Measurement of long-range pseudorapidity correlations and azimuthal harmonics in $\sqrt{s_{NN}} = 5.02$ TeV proton-lead collisions with the ATLAS detector, *Phys. Rev. C* **90**, 044906 (2014). [arXiv:1409.1792](https://arxiv.org/abs/1409.1792) [hep-ex]
19. LHCb Collaboration, Measurements of long-range near-side angular correlations in $\sqrt{s_{NN}} = 5$ TeV proton-lead collisions in the forward region, *Phys. Lett. B* **762**, 473 (2016). [arXiv:1512.00439](https://arxiv.org/abs/1512.00439) [nucl-ex]
20. ALICE Collaboration, Investigations of anisotropic flow using multi-particle azimuthal correlations in pp, p-Pb, Xe-Xe, and Pb-Pb collisions at the LHC, *Phys. Rev. Lett.* **123**, 142301 (2019). [arXiv:1903.01790](https://arxiv.org/abs/1903.01790) [nucl-ex]
21. H. Sorge, Elliptical Flow: A Signature for Early Pressure in Ultra-relativistic Nucleus-Nucleus Collisions, *Phys. Rev. Lett.* **78**, 2309 (1997). [arXiv:nucl-th/9610026](https://arxiv.org/abs/nucl-th/9610026)
22. P. Huovinen, P.F. Kolb, U.W. Heinz, P.V. Ruuskanen, S.A. Voloshin, Radial and elliptic flow at RHIC: Further predictions. *Phys. Lett. B* **503**, 58 (2001). [arXiv:hep-ph/0101136](https://arxiv.org/abs/hep-ph/0101136)
23. P.F. Kolb, U.W. Heinz, P. Huovinen, K.J. Eskola, K. Tuominen, Centrality dependence of multiplicity, transverse energy, and elliptic flow from hydrodynamics. *Nucl. Phys. A* **696**, 197 (2001). [arXiv:hep-ph/0103234](https://arxiv.org/abs/hep-ph/0103234)
24. C. Gale, S. Jeon, B. Schenke, Hydrodynamic Modeling of Heavy-Ion Collisions. *Int. J. Mod. Phys. A* **28**, 1340011 (2013). [arXiv:1301.5893](https://arxiv.org/abs/1301.5893) [nucl-th]
25. U. Heinz, R. Snellings, Collective Flow and Viscosity in Relativistic Heavy-Ion Collisions. *Ann. Rev. Nucl. Part. Sci.* **63**, 123 (2013). [arXiv:1301.2826](https://arxiv.org/abs/1301.2826) [nucl-th]
26. A. Dumitru et al., The Ridge in proton-proton collisions at the LHC. *Phys. Lett. B* **697**, 21 (2011). [arXiv:1009.5295](https://arxiv.org/abs/1009.5295)
27. A. Kovner, M. Lublinsky, Angular correlations in gluon production at high energy. *Phys. Rev. D* **83**, 034017 (2011). [arXiv:1012.3398](https://arxiv.org/abs/1012.3398)
28. T. Altinoluk, A. Kovner, Particle production at high energy and large transverse momentum - ‘The hybrid formalism’ revisited. *Phys. Rev. D* **83**, 105004 (2011). [arXiv:1102.5327](https://arxiv.org/abs/1102.5327)
29. K. Dusling, R. Venugopalan, Azimuthal collimation of long range rapidity correlations by strong color fields in high multiplicity Hadron-Hadron collisions. *Phys. Rev. Lett.* **108**, 262001 (2012). [arXiv:1201.2658](https://arxiv.org/abs/1201.2658)

30. E. Levin, A.H. Rezaeian, The Ridge from the BFKL evolution and beyond. *Phys. Rev. D* **84**, 034031 (2011). [arXiv:1105.3275](#)
31. M. Strikman, Transverse nucleon structure and multiparton interactions. *Acta Phys. Polon. B* **42**, 2607 (2011). [arXiv:1112.3834](#)
32. L. He et al., Anisotropic parton escape is the dominant source of azimuthal anisotropy in transport models. *Phys. Lett. B* **753**, 506 (2016). [arXiv:1502.05572](#) [nucl-th]
33. P. Romatschke, Collective flow without hydrodynamics: simulation results for relativistic ion collisions. *Eur. Phys. J. C* **75**, 429 (2015). [arXiv:1504.02529](#) [nucl-th]
34. A. Kurkela, U.A. Wiedemann, B. Wu, Nearly isentropic flow at sizeable η/s . *Phys. Lett. B* **783**, 274 (2018). [arXiv:1803.02072](#) [hep-ph]
35. R. Snellings, Elliptic flow: a brief review. *New J. Phys.* **13**, 055008 (2011). [arXiv:1102.3010](#) [nucl-ex]
36. G.-Y. Qin, H. Petersen, S.A. Bass, B. Muller, Translation of collision geometry fluctuations into momentum anisotropies in relativistic heavy-ion collisions. *Phys. Rev. C* **82**, 064903 (2010). [arXiv:1009.1847](#) [nucl-th]
37. ATLAS Collaboration, Measurement of the distributions of event-by-event flow harmonics in lead-lead collisions at $\sqrt{s_{NN}} = 2.76$ TeV with the ATLAS detector at the LHC, *JHEP* **11**, 183 (2013). [arXiv:1305.2942](#) [hep-ex] (cit. on p. 2)
38. K. Welsh, J. Singer, U.W. Heinz, Initial state fluctuations in collisions between light and heavy ions. *Phys. Rev. C* **94**, 024919 (2016). [arXiv:1605.09418](#)
39. L. Frankfurt, M. Strikman, C. Weiss, Dijet production as a centrality trigger for pp collisions at CERN LHC. *Phys. Rev. D* **69**, 114010 (2004). [arXiv:hep-ph/0311231](#) [hep-ph]
40. ATLAS Collaboration, The ATLAS experiment at the CERN large hadron collider, *JINST* **3**, S08003 (2008)
41. ATLAS Collaboration, ATLAS Insertable B-Layer Technical Design Report, ATLAS-TDR-19, 2010, <https://cds.cern.ch/record/1291633>, Addendum: ATLAS-TDR-19-ADD-1, 2012. <https://cds.cern.ch/record/1451888>
42. B. Abbott et al., Production and Integration of the ATLAS Insertable B-Layer, *JINST* **13**, T05008 (2018). [arXiv:1803.00844](#) [physics.ins-det]
43. ATLAS Collaboration, Performance of the ATLAS Trigger System in 2010, *Eur. Phys. J. C* **72**, 1849 (2012). [arXiv:1110.1530](#) [hep-ex]
44. ATLAS Collaboration, Performance of the ATLAS trigger system in 2015, *Eur. Phys. J. C* **77**, 317 (2017). [arXiv:1611.09661](#) [hep-ex]
45. ATLAS Collaboration, Performance of the ATLAS muon trigger in pp collisions at $\sqrt{s} = 8$ TeV, *Eur. Phys. J. C* **75**, 120 (2015). [arXiv:1408.3179](#) [hep-ex]
46. ATLAS Collaboration, Measurement of the muon reconstruction performance of the ATLAS detector using 2011 and 2012 LHC proton-proton collision data, *Eur. Phys. J. C* **74**, 3130 (2014). [arXiv:1407.3935](#) [hep-ex]
47. ATLAS Collaboration, Muon reconstruction performance of the ATLAS detector in proton-proton collision data at $\sqrt{s} = 13$ TeV, *Eur. Phys. J. C* **76**, 292 (2016). [arXiv:1603.05598](#) [hep-ex]
48. ATLAS Collaboration, Reconstruction of primary vertices at the ATLAS experiment in Run 1 proton-proton collisions at the LHC, *Eur. Phys. J. C* **77**, 332 (2017). [arXiv:1611.10235](#) [physics.ins-det]
49. ATLAS Collaboration, Charged-particle multiplicities in pp interactions at $\sqrt{s} = 900$ GeV measured with the ATLAS detector at the LHC, *Phys. Lett. B* **688**, 21 (2010). [arXiv:1003.3124](#) [hep-ex]
50. ATLAS Collaboration, Track Reconstruction Performance of the ATLAS Inner Detector at $\sqrt{s} = 13$ TeV, ATLAS-PHYS-PUB-2015-018, (2015). <https://cds.cern.ch/record/2037683>
51. S. Agostinelli et al., Geant4: a simulation toolkit. *Nucl. Instrum. Meth. A* **506**, 250 (2003)
52. ATLAS Collaboration, The ATLAS Simulation Infrastructure, *Eur. Phys. J. C* **70**, 823 (2010). [arXiv:1005.4568](#) [physics.ins-det]
53. ATLAS Collaboration, Measurement of distributions sensitive to the underlying event in inclusive Z-boson production in pp collisions at $\sqrt{s} = 7$ TeV with the ATLAS detector, *Eur. Phys. J. C* **74**, 3195 (2014). [arXiv:1409.3433](#) [hep-ex]
54. T. Gleisberg et al., Event generation with SHERPA 1.1. *JHEP* **02**, 007 (2009). [arXiv:0811.4622](#) [hep-ph]
55. T. Sjostrand, S. Mrenna, P.Z. Skands, A Brief Introduction to PYTHIA 8.1. *Comput. Phys. Commun.* **178**, 852 (2008). [arXiv:0710.3820](#) [hep-ph]
56. ATLAS Collaboration, Summary of ATLAS Pythia 8 tunes, ATLAS-PHYS-PUB-2012-003, 2012. <https://cds.cern.ch/record/1474107>
57. A.D. Martin, W.J. Stirling, R.S. Thorne, G. Watt, Parton distributions for the LHC, *Eur. Phys. J. C* **63**, 189 (2009). [arXiv:0901.0002](#) [hep-ph]
58. ATLAS Collaboration, Charged-particle distributions in $\sqrt{s} = 13$ TeV pp interactions measured with the ATLAS detector at the LHC, *Phys. Lett. B* **758**, 67 (2016). [arXiv:1602.01633](#) [hep-ex]
59. ATLAS Collaboration, Luminosity determination in pp collisions at $\sqrt{s} = 8$ TeV using the ATLAS detector at the LHC, *Eur. Phys. J. C* **76**, 653 (2016). [arXiv:1608.03953](#) [hep-ex]
60. ATLAS Collaboration, Luminosity determination in pp collisions at $\sqrt{s} = 13$ TeV using the ATLAS detector at the LHC, tech. rep. ATLAS-CONF-2019-021, CERN, (2019). <http://cds.cern.ch/record/2677054>
61. ATLAS Collaboration, ATLAS Computing Acknowledgements, ATLAS-GEN-PUB-2016-002. <https://cds.cern.ch/record/2202407>

ATLAS Collaboration

M. Aaboud^{35d}, G. Aad¹⁰⁰, B. Abbott¹²⁷, D. C. Abbott¹⁰¹, O. Abdinov^{13,*}, B. Abeloos¹³¹, D. K. Abhayasinghe⁹², S. H. Abidi¹⁶⁶, O. S. AbouZeid⁴⁰, N. L. Abraham¹⁵⁵, H. Abramowicz¹⁶⁰, H. Abreu¹⁵⁹, Y. Abulaiti⁶, B. S. Acharya^{65a,65b,o}, S. Adachi¹⁶², L. Adam⁹⁸, C. Adam Bourdarios¹³¹, L. Adamczyk^{82a}, L. Adamek¹⁶⁶, J. Adelman¹¹⁹, M. Adersberger¹¹², A. Adiguzel^{12c,ah}, T. Adye¹⁴³, A. A. Affolder¹⁴⁵, Y. Afik¹⁵⁹, C. Agapopoulou¹³¹, C. Agheorghiesei^{27c}, J. A. Aguilar-Saavedra^{139a,139f}, F. Ahmadov^{78,af}, G. Aielli^{72a,72b}, S. Akatsuka⁸⁴, T. P. A. Åkesson⁹⁵, E. Akilli⁵³, A. V. Akimov¹⁰⁹, G. L. Alberghi^{23a,23b}, J. Albert¹⁷⁵, M. J. Alconada Verzini⁸⁷, S. Alderweireldt¹¹⁷, M. Aleksa³⁶, I. N. Aleksandrov⁷⁸, C. Alexa^{27b}, D. Alexandre¹⁹, T. Alexopoulos¹⁰, M. Alhroob¹²⁷, B. Ali¹⁴¹, G. Alimonti^{67a}, J. Alison³⁷, S. P. Alkire¹⁴⁷, C. Allaire¹³¹, B. M. M. Allbrooke¹⁵⁵, B. W. Allen¹³⁰, P. P. Allport²¹, A. Aloisio^{68a,68b}, A. Alonso⁴⁰, F. Alonso⁸⁷, C. Alpigiani¹⁴⁷, A. A. Alshehri⁵⁶, M. I. Alstady¹⁰⁰, B. Alvarez Gonzalez³⁶, D. Álvarez Piqueras¹⁷³,

M. G. Alviggi^{68a,68b}, Y. Amaral Coutinho^{79b}, A. Ambler¹⁰², L. Ambroz¹³⁴, C. Amelung²⁶, D. Amidei¹⁰⁴, S. P. Amor Dos Santos^{139a,139c}, S. Amoroso⁴⁵, C. S. Amrouche⁵³, F. An⁷⁷, C. Anastopoulos¹⁴⁸, N. Andari¹⁴⁴, T. Andeen¹¹, C. F. Anders^{60b}, J. K. Anders²⁰, A. Andreazza^{67a,67b}, V. Andrei^{60a}, C. R. Anelli¹⁷⁵, S. Angelidakis³⁸, I. Angelozzi¹¹⁸, A. Angerami³⁹, A. V. Anisenkov^{120a,120b}, A. Annovi^{70a}, C. Antel^{60a}, M. T. Anthony¹⁴⁸, M. Antonelli⁵⁰, D. J. A. Antrim¹⁷⁰, F. Anulli^{71a}, M. Aoki⁸⁰, J. A. Aparisi Pozo¹⁷³, L. Aperio Bella³⁶, G. Arabidze¹⁰⁵, J. P. Araque^{139a}, V. Araujo Ferraz^{79b}, R. Araujo Pereira^{79b}, A. T. H. Arce⁴⁸, F. A. Arduh⁸⁷, J.-F. Arguin¹⁰⁸, S. Argyropoulos⁷⁶, J.-H. Arling⁴⁵, A. J. Armbruster³⁶, L. J. Armitage⁹¹, A. Armstrong¹⁷⁰, O. Arnaez¹⁶⁶, H. Arnold¹¹⁸, A. Artamonov^{122,*}, G. Artoni¹³⁴, S. Artz⁹⁸, S. Asai¹⁶², N. Asbah⁵⁸, E. M. Asimakopoulou¹⁷¹, L. Asquith¹⁵⁵, K. Assamagan²⁹, R. Astalos^{28a}, R. J. Atkin^{33a}, M. Atkinson¹⁷², N. B. Atlay¹⁵⁰, K. Augsten¹⁴¹, G. Avolio³⁶, R. Avramidou^{59a}, M. K. Ayoub^{15a}, A. M. Azoulay^{167b}, G. Azuelos^{108,av}, A. E. Baas^{60a}, M. J. Baca²¹, H. Bachacou¹⁴⁴, K. Bachas^{66a,66b}, M. Backes¹³⁴, P. Bagnaia^{71a,71b}, M. Bahmani⁸³, H. Bahrasemani¹⁵¹, A. J. Bailey¹⁷³, V. R. Bailey¹⁷², J. T. Baines¹⁴³, M. Bajic⁴⁰, C. Bakalis¹⁰, O. K. Baker¹⁸², P. J. Bakker¹¹⁸, D. Bakshi Gupta⁸, S. Balaji¹⁵⁶, E. M. Baldin^{120a,120b}, P. Balek¹⁷⁹, F. Balli¹⁴⁴, W. K. Balunas¹³⁴, J. Balz⁹⁸, E. Banas⁸³, A. Bandyopadhyay²⁴, Sw. Banerjee^{180,j}, A. A. E. Bannoura¹⁸¹, L. Barak¹⁶⁰, W. M. Barbe³⁸, E. L. Barberio¹⁰³, D. Barberis^{54a,54b}, M. Barbero¹⁰⁰, T. Barillari¹¹³, M.-S. Barisits³⁶, J. Barkeloo¹³⁰, T. Barklow¹⁵², R. Barnea¹⁵⁹, S. L. Barnes^{59c}, B. M. Barnett¹⁴³, R. M. Barnett¹⁸, Z. Barnovska-Blenessy^{59a}, A. Baroncelli^{59a}, G. Barone²⁹, A. J. Barr¹³⁴, L. Barranco Navarro¹⁷³, F. Barreiro⁹⁷, J. Barreiro Guimarães da Costa^{15a}, R. Bartoldus¹⁵², A. E. Barton⁸⁸, P. Bartos^{28a}, A. Basalae⁴⁵, A. Bassalat^{131,ap}, R. L. Bates⁵⁶, S. J. Batista¹⁶⁶, S. Batlamous^{35c}, J. R. Batley³², M. Battaglia¹⁴⁵, M. Baucé^{71a,71b}, F. Bauer¹⁴⁴, K. T. Bauer¹⁷⁰, H. S. Bawa^{31,m}, J. B. Beacham¹²⁵, T. Beau¹³⁵, P. H. Beauchemin¹⁶⁹, P. Bechtel²⁴, H. C. Beck⁵², H. P. Beck^{20,r}, K. Becker⁵¹, M. Becker⁹⁸, C. Becot⁴⁵, A. Beddall^{12d}, A. J. Beddall^{12a}, V. A. Bednyakov⁷⁸, M. Bedognetti¹¹⁸, C. P. Bee¹⁵⁴, T. A. Beermann⁷⁵, M. Begalli^{79b}, M. Begel²⁹, A. Behera¹⁵⁴, J. K. Behr⁴⁵, F. Beisiegel²⁴, A. S. Bell⁹³, G. Bella¹⁶⁰, L. Bellagamba^{23b}, A. Bellerive³⁴, M. Bellomo¹⁵⁹, P. Bellos⁹, K. Beloborodov^{120a,120b}, K. Belotskiy¹¹⁰, N. L. Belyaev¹¹⁰, O. Benary^{160,*}, D. Bencheikroun^{35a}, N. Benekos¹⁰, Y. Benhammou¹⁶⁰, E. Benhar Nocchioli¹⁸², D. P. Benjamin⁶, M. Benoit⁵³, J. R. Bensinger²⁶, S. Bentvelsen¹¹⁸, L. Beresford¹³⁴, M. Beretta⁵⁰, D. Berge⁴⁵, E. Bergeas Kuutmann¹⁷¹, N. Berger⁵, B. Bergmann¹⁴¹, L. J. Bergsten²⁶, J. Beringer¹⁸, S. Berlendis⁷, N. R. Bernard¹⁰¹, G. Bernardi¹³⁵, C. Bernius¹⁵², F. U. Bernlochner²⁴, T. Berry⁹², P. Berta⁹⁸, C. Bertella^{15a}, G. Bertoli^{44a,44b}, I. A. Bertram⁸⁸, G. J. Besjes⁴⁰, O. Bessidskaia Bylund¹⁸¹, N. Besson¹⁴⁴, A. Bethani⁹⁹, S. Bethke¹¹³, A. Betti²⁴, A. J. Bevan⁹¹, J. Beyer¹¹³, R. Bi¹³⁸, R. M. Bianchi¹³⁸, O. Biebel¹¹², D. Biedermann¹⁹, R. Bielski³⁶, K. Bierwagen⁹⁸, N. V. Biesuz^{70a,70b}, M. Biglietti^{73a}, T. R. V. Billoud¹⁰⁸, M. Bindi⁵², A. Bingul^{12d}, C. Bini^{71a,71b}, S. Biondi^{23a,23b}, M. Birman¹⁷⁹, T. Bisanz⁵², J. P. Biswal¹⁶⁰, A. Bitadze⁹⁹, C. Bittrich⁴⁷, D. M. Bjerggaard⁴⁸, J. E. Black¹⁵², K. M. Black²⁵, T. Blazek^{28a}, I. Bloch⁴⁵, C. Blocker²⁶, A. Blue⁵⁶, U. Blumenschein⁹¹, S. Blunier^{146a}, G. J. Bobbink¹¹⁸, V. S. Bobrovnikov^{120a,120b}, S. S. Bocchetta⁹⁵, A. Bocci⁴⁸, D. Boerner⁴⁵, D. Bogavac¹¹², A. G. Bogdanchikov^{120a,120b}, C. Boehm^{44a}, V. Boisvert⁹², P. Bokan^{52,171}, T. Bold^{82a}, A. S. Boldyrev¹¹¹, A. E. Bolz^{60b}, M. Bomben¹³⁵, M. Bona⁹¹, J. S. Bonilla¹³⁰, M. Boonekamp¹⁴⁴, H. M. Borecka-Bielska⁸⁹, A. Borisov¹²¹, G. Borissov⁸⁸, J. Bortfeldt³⁶, D. Bortoletto¹³⁴, V. Bortolotto^{72a,72b}, D. Boscherini^{23b}, M. Bosman¹⁴, J. D. Bossio Sola³⁰, K. Bouaouda^{35a}, J. Boudreau¹³⁸, E. V. Bouhova-Thacker⁸⁸, D. Boumediene³⁸, S. K. Boutle⁵⁶, A. Boveia¹²⁵, J. Boyd³⁶, D. Boye^{33b}, I. R. Boyko⁷⁸, A. J. Bozson⁹², J. Bracik²¹, N. Brahimi¹⁰⁰, G. Brandt¹⁸¹, O. Brandt^{60a}, F. Braren⁴⁵, U. Bratzler¹⁶³, B. Brau¹⁰¹, J. E. Brau¹³⁰, W. D. Breaden Madden⁵⁶, K. Brendlinger⁴⁵, L. Brenner⁴⁵, R. Brenner¹⁷¹, S. Bressler¹⁷⁹, B. Brickwedde⁹⁸, D. L. Briglin²¹, D. Britton⁵⁶, D. Britzger¹¹³, I. Brock²⁴, R. Brock¹⁰⁵, G. Brooijmans³⁹, T. Brooks⁹², W. K. Brooks^{146c}, E. Brost¹¹⁹, J. H. Broughton²¹, P. A. Bruckman de Renstrom⁸³, D. Bruncko^{28b}, A. Bruni^{23b}, G. Bruni^{23b}, L. S. Bruni¹¹⁸, S. Bruno^{72a,72b}, B. H. Brunt³², M. Bruschi^{23b}, N. Bruscinò¹³⁸, P. Bryant³⁷, L. Bryngemark⁹⁵, T. Buanes¹⁷, Q. Buat³⁶, P. Buchholz¹⁵⁰, A. G. Buckley⁵⁶, I. A. Budagov⁷⁸, M. K. Bugge¹³³, F. Bühner⁵¹, O. Bulekov¹¹⁰, T. J. Burch¹¹⁹, S. Burdin⁸⁹, C. D. Burgard¹¹⁸, A. M. Burger⁵, B. Burghgrave⁸, I. Burmeister⁴⁶, J. T. P. Burr¹³⁴, V. Büscher⁹⁸, E. Buschmann⁵², P. J. Bussey⁵⁶, J. M. Butler²⁵, C. M. Buttar⁵⁶, J. M. Butterworth⁹³, P. Butti³⁶, W. Buttinger³⁶, A. Buzatu¹⁵⁷, A. R. Buzykaev^{120a,120b}, G. Cabras^{23a,23b}, S. Cabrera Urbán¹⁷³, D. Caforio¹⁴¹, H. Cai¹⁷², V. M. M. Cairo², O. Cakir^{4a}, N. Calace³⁶, P. Calafiura¹⁸, A. Calandri¹⁰⁰, G. Calderini¹³⁵, P. Calfayan⁶⁴, G. Callea⁵⁶, L. P. Caloba^{79b}, S. Calvente Lopez⁹⁷, D. Calvet³⁸, S. Calvet³⁸, T. P. Calvet¹⁵⁴, M. Calvetti^{70a,70b}, R. Camacho Toro¹³⁵, S. Camarda³⁶, D. Camarero Munoz⁹⁷, P. Camarri^{72a,72b}, D. Cameron¹³³, R. Caminal Armadans¹⁰¹, C. Camincher³⁶, S. Campana³⁶, M. Campanelli⁹³, A. Camplani⁴⁰, A. Campoverde¹⁵⁰, V. Canale^{68a,68b}, M. Cano Bret^{59c}, J. Cantero¹²⁸, T. Cao¹⁶⁰, Y. Cao¹⁷², M. D. M. Capeans Garrido³⁶, M. Capua^{41a,41b}, R. M. Carbone³⁹, R. Cardarelli^{72a}, F. Cardillo¹⁴⁸, I. Carli¹⁴², T. Carli³⁶, G. Carlino^{68a}, B. T. Carlson¹³⁸, L. Carminati^{67a,67b}, R. M. D. Carney^{44a,44b}, S. Caron¹¹⁷, E. Carquin^{146c}, S. Carrá^{67a,67b}, J. W. S. Carter¹⁶⁶, M. P. Casado^{14,f}, A. F. Casha¹⁶⁶, D. W. Casper¹⁷⁰, R. Castelijns¹¹⁸, F. L. Castillo¹⁷³, V. Castillo Gimenez¹⁷³, N. F. Castro^{139a,139e}, A. Catinaccio³⁶, J. R. Catmore¹³³, A. Cattai³⁶, J. Caudron²⁴, V. Cavaliere²⁹, E. Cavallaro¹⁴, D. Cavalli^{67a}, M. Cavalli-Sforza¹⁴, V. Cavasinni^{70a,70b},

E. Celebi^{12b}, F. Ceradini^{73a,73b}, L. Cerda Alberich¹⁷³, A. S. Cerqueira^{79a}, A. Cerri¹⁵⁵, L. Cerrito^{72a,72b}, F. Cerutti¹⁸, A. Cervelli^{23a,23b}, S. A. Cetin^{12b}, A. Chafaq^{35a}, D. Chakraborty¹¹⁹, S. K. Chan⁵⁸, W. S. Chan¹¹⁸, W. Y. Chan⁸⁹, J. D. Chapman³², B. Chargeishvili^{158b}, D. G. Charlton²¹, C. C. Chau³⁴, C. A. Chavez Barajas¹⁵⁵, S. Che¹²⁵, A. Chegwidden¹⁰⁵, S. Chekanov⁶, S. V. Chekulaev^{167a}, G. A. Chelkov^{78,au}, M. A. Chelstowska³⁶, B. Chen⁷⁷, C. Chen^{59a}, C. H. Chen⁷⁷, H. Chen²⁹, J. Chen^{59a}, J. Chen³⁹, S. Chen¹³⁶, S. J. Chen^{15c}, X. Chen^{15b,at}, Y. Chen⁸¹, Y.-H. Chen⁴⁵, H. C. Cheng^{62a}, H. J. Cheng^{15a,15d}, A. Cheplakov⁷⁸, E. Cheremushkina¹²¹, R. Cherkaoui El Moursli^{35e}, E. Cheu⁷, K. Cheung⁶³, T. J. A. Chevalérias¹⁴⁴, L. Chevalier¹⁴⁴, V. Chiarella⁵⁰, G. Chiarelli^{70a}, G. Chiodini^{66a}, A. S. Chisholm^{36,21}, A. Chitan^{27b}, I. Chiu¹⁶², Y. H. Chiu¹⁷⁵, M. V. Chizhov⁷⁸, K. Choi⁶⁴, A. R. Chomont¹³¹, S. Chouridou¹⁶¹, Y. S. Chow¹¹⁸, V. Christodoulou⁹³, M. C. Chu^{62a}, J. Chudoba¹⁴⁰, A. J. Chuinard¹⁰², J. J. Chwastowski⁸³, L. Chytka¹²⁹, D. Cinca⁴⁶, V. Cindro⁹⁰, I. A. Cioara^{27b}, A. Ciocio¹⁸, F. Ciotto^{68a,68b}, Z. H. Citron^{179,ax}, M. Citterio^{67a}, A. Clark⁵³, M. R. Clark³⁹, P. J. Clark⁴⁹, C. Clement^{44a,44b}, Y. Coadou¹⁰⁰, M. Cobal^{65a,65c}, A. Coccaro^{54b}, J. Cochran⁷⁷, H. Cohen¹⁶⁰, A. E. C. Coimbra¹⁷⁹, L. Colasurdo¹¹⁷, B. Cole³⁹, A. P. Colijn¹¹⁸, J. Collot⁵⁷, P. Conde Muiño^{139a}, E. Coniavitis⁵¹, S. H. Connell^{33b}, I. A. Connelly⁹⁹, S. Constantinescu^{27b}, F. Conventi^{68a,aw}, A. M. Cooper-Sarkar¹³⁴, F. Cormier¹⁷⁴, K. J. R. Cormier¹⁶⁶, L. D. Corpe⁹³, M. Corradi^{71a,71b}, E. E. Corrigan⁹⁵, F. Corriveau^{102,ad}, A. Cortes-Gonzalez³⁶, M. J. Costa¹⁷³, F. Costanza⁵, D. Costanzo¹⁴⁸, G. Cowan⁹², J. W. Cowley³², J. Crane⁹⁹, K. Cranmer¹²³, S. J. Crawley⁵⁶, R. A. Creager¹³⁶, S. Crépe-Renaudin⁵⁷, F. Crescioli¹³⁵, M. Cristinziani²⁴, V. Croft¹²³, G. Crosetti^{41a,41b}, A. Cueto⁹⁷, T. Cuhadar Donszelmann¹⁴⁸, A. R. Cukierman¹⁵², S. Czekierda⁸³, P. Czodrowski³⁶, M. J. Da Cunha Sargedas De Sousa^{59b}, C. Da Via⁹⁹, W. Dabrowski^{82a}, T. Dado^{28a}, S. Dahbi^{35e}, T. Dai¹⁰⁴, C. Dallapiccola¹⁰¹, M. Dam⁴⁰, G. D'amen^{23a,23b}, J. Damp⁹⁸, J. R. Dandoy¹³⁶, M. F. Daneri³⁰, N. P. Dang^{180,j}, N. S. Dann⁹⁹, M. Danning¹⁷⁴, V. Dao³⁶, G. Darbo^{54b}, O. Dartsis⁵, A. Dattagupta¹³⁰, T. Daubney⁴⁵, S. D'Auria^{67a,67b}, W. Davey²⁴, C. David⁴⁵, T. Davidek¹⁴², D. R. Davis⁴⁸, E. Dawe¹⁰³, I. Dawson¹⁴⁸, K. De⁸, R. De Asmundis^{68a}, A. De Benedetti¹²⁷, M. De Beurs¹¹⁸, S. De Castro^{23a,23b}, S. De Cecco^{71a,71b}, N. De Groot¹¹⁷, P. de Jong¹¹⁸, H. De la Torre¹⁰⁵, A. De Maria^{70a,70b}, D. De Pedis^{71a}, A. De Salvo^{71a}, U. De Sanctis^{72a,72b}, M. De Santis^{72a,72b}, A. De Santo¹⁵⁵, K. De Vasconcelos Corga¹⁰⁰, J. B. De Vivie De Regie¹³¹, C. Debenedetti¹⁴⁵, D. V. Dedovich⁷⁸, A. M. Deiana⁴², M. Del Gaudio^{41a,41b}, J. Del Peso⁹⁷, Y. Delabat Diaz⁴⁵, D. Delgove¹³¹, F. Deliot¹⁴⁴, C. M. Delitzsch⁷, M. Della Pietra^{68a,68b}, D. Della Volpe⁵³, A. Dell'Acqua³⁶, L. Dell'Asta²⁵, M. Delmastro⁵, C. Delporte¹³¹, P. A. Delsart⁵⁷, D. A. DeMarco¹⁶⁶, S. Demers¹⁸², M. Demichev⁷⁸, S. P. Denisov¹²¹, D. Denysiuk¹¹⁸, L. D'Eramo¹³⁵, D. Derendarz⁸³, J. E. Derkaoui^{35d}, F. Derue¹³⁵, P. Dervan⁸⁹, K. Desch²⁴, C. Deterre⁴⁵, K. Dette¹⁶⁶, M. R. Devesa³⁰, P. O. Deviveiros³⁶, A. Dewhurst¹⁴³, S. Dhaliwal²⁶, F. A. Di Bello⁵³, A. Di Ciaccio^{72a,72b}, L. Di Ciaccio⁵, W. K. Di Clemente¹³⁶, C. Di Donato^{68a,68b}, A. Di Girolamo³⁶, G. Di Gregorio^{70a,70b}, B. Di Micco^{73a,73b}, R. Di Nardo¹⁰¹, K. F. Di Petrillo⁵⁸, R. Di Sipio¹⁶⁶, D. Di Valentino³⁴, C. Diaconu¹⁰⁰, F. A. Dias⁴⁰, T. Dias Do Vale^{139a}, M. A. Diaz^{146a}, J. Dickinson¹⁸, E. B. Diehl¹⁰⁴, J. Dietrich¹⁹, S. Díez Cornell⁴⁵, A. Dimitrievska¹⁸, J. Dingfelder²⁴, F. Dittus³⁶, F. Djama¹⁰⁰, T. Djobava^{158b}, J. I. Djuvsland¹⁷, M. A. B. Do Vale^{79c}, M. Dobre^{27b}, D. Dodsworth²⁶, C. Doglioni⁹⁵, J. Dolejsi¹⁴², Z. Dolezal¹⁴², M. Donadelli^{79d}, J. Donini³⁸, A. D'onofrio⁹¹, M. D'Onofrio⁸⁹, J. Dopke¹⁴³, A. Doria^{68a}, M. T. Dova⁸⁷, A. T. Doyle⁵⁶, E. Drechsler¹⁵¹, E. Dreyer¹⁵¹, T. Dreyer⁵², Y. Du^{59b}, F. Dubinin¹⁰⁹, M. Dubovsky^{28a}, A. Dubreuil⁵³, E. Duchovni¹⁷⁹, G. Duckeck¹¹², A. Ducourthial¹³⁵, O. A. Ducu^{108,x}, D. Duda¹¹³, A. Dudarev³⁶, A. C. Dudder⁹⁸, E. M. Duffield¹⁸, L. Dufflot¹³¹, M. Dührssen³⁶, C. Dülsen¹⁸¹, M. Dumancic¹⁷⁹, A. E. Dumitriu^{27b,d}, A. K. Duncan⁵⁶, M. Dunford^{60a}, A. Duperrin¹⁰⁰, H. Duran Yildiz^{4a}, M. Düren⁵⁵, A. Durglishvili^{158b}, D. Duschinger⁴⁷, B. Dutta⁴⁵, D. Duvnjak¹, G. I. Dyckes¹³⁶, M. Dyndal⁴⁵, S. Dysch⁹⁹, B. S. Dziedzic⁸³, K. M. Ecker¹¹³, R. C. Edgar¹⁰⁴, T. Eifert³⁶, G. Eigen¹⁷, K. Einsweiler¹⁸, T. Ekelof¹⁷¹, M. El Kacimi^{35c}, R. El Kosseifi¹⁰⁰, V. Ellajosyula¹⁷¹, M. Ellert¹⁷¹, F. Ellinghaus¹⁸¹, A. A. Elliot⁹¹, N. Ellis³⁶, J. Elmsheuser²⁹, M. Elsing³⁶, D. Emelianov¹⁴³, A. Emerman³⁹, Y. Enari¹⁶², J. S. Ennis¹⁷⁷, M. B. Epland⁴⁸, J. Erdmann⁴⁶, A. Ereditato²⁰, M. Escalier¹³¹, C. Escobar¹⁷³, O. Estrada Pastor¹⁷³, A. I. Etienne¹⁴⁴, E. Etzion¹⁶⁰, H. Evans⁶⁴, A. Ezhilov¹³⁷, M. Ezzi^{35e}, F. Fabbri⁵⁶, L. Fabbri^{23a,23b}, V. Fabiani¹¹⁷, G. Facini⁹³, R. M. Faisca Rodrigues Pereira^{139a}, R. M. Fakhruddinov¹²¹, S. Falciano^{71a}, P. J. Falke⁵, S. Falke⁵, J. Faltova¹⁴², Y. Fang^{15a}, M. Fanti^{67a,67b}, A. Farbin⁸, A. Farilla^{73a}, E. M. Farina^{69a,69b}, T. Farooque¹⁰⁵, S. Farrell¹⁸, S. M. Farrington¹⁷⁷, P. Farthouat³⁶, F. Fassi^{35e}, P. Fassnacht³⁶, D. Fassouliotis⁹, M. Fauci Giannelli⁴⁹, W. J. Fawcett³², L. Fayard¹³¹, O. L. Fedin^{137,p}, W. Fedorko¹⁷⁴, M. Feickert⁴², S. Feigl¹³³, L. Felgioni¹⁰⁰, C. Feng^{59b}, E. J. Feng³⁶, M. Feng⁴⁸, M. J. Fenton⁵⁶, A. B. Fenyuk¹²¹, J. Ferrando⁴⁵, A. Ferrari¹⁷¹, P. Ferrari¹¹⁸, R. Ferrari^{69a}, D. E. Ferreira de Lima^{60b}, A. Ferrer¹⁷³, D. Ferrere⁵³, C. Ferretti¹⁰⁴, F. Fiedler⁹⁸, A. Filipčić⁹⁰, F. Filthaut¹¹⁷, K. D. Finelli²⁵, M. C. N. Fiolhais^{139a,139c,a}, L. Fiorini¹⁷³, C. Fischer¹⁴, W. C. Fisher¹⁰⁵, I. Fleck¹⁵⁰, P. Fleischmann¹⁰⁴, R. R. M. Fletcher¹³⁶, T. Flick¹⁸¹, B. M. Flierl¹¹², L. Flores¹³⁶, L. R. Flores Castillo^{62a}, F. M. Follega^{74a,74b}, N. Fomin¹⁷, G. T. Forcolin^{74a,74b}, A. Formica¹⁴⁴, F. A. Förster¹⁴, A. C. Forti⁹⁹, A. G. Foster²¹, D. Fournier¹³¹, H. Fox⁸⁸, S. Fracchia¹⁴⁸, P. Francavilla^{70a,70b}, M. Franchini^{23a,23b}, S. Franchino^{60a}, D. Francis³⁶, L. Franconi¹⁴⁵, M. Franklin⁵⁸, M. Frate¹⁷⁰, A. N. Fray⁹¹, D. Freeborn⁹³, B. Freund¹⁰⁸, W. S. Freund^{79b}, E. M. Freundlich⁴⁶, D. C. Frizzell¹²⁷, D. Froidevaux³⁶, J. A. Frost¹³⁴, C. Fukunaga¹⁶³,

E. Fullana Torregrosa¹⁷³, E. Fumagalli^{54a,54b}, T. Fusayasu¹¹⁴, J. Fuster¹⁷³, A. Gabrielli^{23a,23b}, A. Gabrielli¹⁸, G. P. Gach^{82a}, S. Gadatsch⁵³, P. Gadow¹¹³, G. Gagliardi^{54a,54b}, L. G. Gagnon¹⁰⁸, C. Galea^{27b}, B. Galhardo^{139a,139c}, E. J. Gallas¹³⁴, B. J. Gallop¹⁴³, P. Gallus¹⁴¹, G. Galster⁴⁰, R. Gamboa Goni⁹¹, K. K. Gan¹²⁵, S. Ganguly¹⁷⁹, J. Gao^{59a}, Y. Gao⁸⁹, Y. S. Gao^{31,m}, C. García¹⁷³, J. E. García Navarro¹⁷³, J. A. García Pascual^{15a}, C. Garcia-Argos⁵¹, M. Garcia-Sciveres¹⁸, R. W. Gardner³⁷, N. Garelli¹⁵², S. Gargiulo⁵¹, V. Garonne¹³³, A. Gaudiello^{54a,54b}, G. Gaudio^{69a}, I. L. Gavrilenko¹⁰⁹, A. Gavriilyuk¹²², C. Gay¹⁷⁴, G. Gaycken²⁴, E. N. Gazis¹⁰, C. N. P. Gee¹⁴³, J. Geisen⁵², M. Geisen⁹⁸, M. P. Geisler^{60a}, C. Gemme^{54b}, M. H. Genest⁵⁷, C. Geng¹⁰⁴, S. Gentile^{71a,71b}, S. George⁹², D. Gerbaudo¹⁴, G. Gessner⁴⁶, S. Ghasemi¹⁵⁰, M. Ghasemi Bostanabad¹⁷⁵, B. Giacobbe^{23b}, S. Giagu^{71a,71b}, N. Giangiacomi^{23a,23b}, P. Giannetti^{70a}, A. Giannini^{68a,68b}, S. M. Gibson⁹², M. Gignac¹⁴⁵, D. Gillberg³⁴, G. Gilles¹⁸¹, D. M. Gingrich^{3,av}, M. P. Giordani^{65a,65c}, F. M. Giorgi^{23b}, P. F. Giraud¹⁴⁴, G. Giugliarelli^{65a,65c}, D. Giugni^{67a}, F. Giuli¹³⁴, M. Giulini^{60b}, S. Gkaitatzis¹⁶¹, I. Gkialas^{9,i}, E. L. Gkoukousis¹⁴, P. Gkoutoumis¹⁰, L. K. Gladilin¹¹¹, C. Glasman⁹⁷, J. Glatzer¹⁴, P. C. F. Glaysheer⁴⁵, A. Glazov⁴⁵, M. Goblirsch-Kolb²⁶, S. Goldfarb¹⁰³, T. Golling⁵³, D. Golubkov¹²¹, A. Gomes^{139a,139b}, R. Goncalves Gama⁵², R. Gonçalo^{139a}, G. Gonella⁵¹, L. Gonella²¹, A. Gongadze⁷⁸, F. Gonnella²¹, J. L. Gonski⁵⁸, S. González de la Hoz¹⁷³, S. Gonzalez-Sevilla⁵³, L. Goossens³⁶, P. A. Gorbounov¹²², H. A. Gordon²⁹, B. Gorini³⁶, E. Gorini^{66a,66b}, A. Gorišek⁹⁰, A. T. Goshaw⁴⁸, M. I. Gostkin⁷⁸, C. A. Gottardo²⁴, C. R. Goudet¹³¹, D. Goujdami^{35c}, A. G. Goussiou¹⁴⁷, N. Govender^{33b,b}, C. Goy⁵, E. Gozani¹⁵⁹, I. Grabowska-Bold^{82a}, P. O. J. Gradin¹⁷¹, E. C. Graham⁸⁹, J. Gramling¹⁷⁰, E. Gramstad¹³³, S. Grancagnolo¹⁹, M. Grandi¹⁵⁵, V. Gratchev¹³⁷, P. M. Gravila^{27f}, F. G. Gravili^{66a,66b}, C. Gray⁵⁶, H. M. Gray¹⁸, C. Grefe²⁴, K. Gregersen⁹⁵, I. M. Gregor⁴⁵, P. Grenier¹⁵², K. Grevtsov⁴⁵, N. A. Grieser¹²⁷, J. Griffiths⁸, A. A. Grillo¹⁴⁵, K. Grimm^{31,1}, S. Grinstein^{14,y}, J.-F. Grivaz¹³¹, S. Groh⁹⁸, E. Gross¹⁷⁹, J. Grosse-Knetter⁵², Z. J. Grout⁹³, C. Grud¹⁰⁴, A. Grummer¹¹⁶, L. Guan¹⁰⁴, W. Guan¹⁸⁰, J. Guenther³⁶, A. Guerguichon¹³¹, F. Guescini^{167a}, D. Guest¹⁷⁰, R. Gugel⁵¹, B. Gui¹²⁵, T. Guillemain⁵, S. Guindon³⁶, U. Gul⁵⁶, J. Guo^{59c}, W. Guo¹⁰⁴, Y. Guo^{59a,s}, Z. Guo¹⁰⁰, R. Gupta⁴⁵, S. Gurbuz^{12c}, G. Gustavino¹²⁷, P. Gutierrez¹²⁷, C. Gutsche⁹³, C. Guyot¹⁴⁴, M. P. Guzik^{82a}, C. Gwenlan¹³⁴, C. B. Gwilliam⁸⁹, A. Haas¹²³, C. Haber¹⁸, H. K. Hadavand⁸, N. Haddad^{35e}, A. Hader^{59a}, S. Hageböck³⁶, M. Hagihara¹⁶⁸, M. Haleem¹⁷⁶, J. Haley¹²⁸, G. Halladjian¹⁰⁵, G. D. Hallewell¹⁰⁰, K. Hamacher¹⁸¹, P. Hamal¹²⁹, K. Hamano¹⁷⁵, H. Hamdaoui^{35e}, G. N. Hamity¹⁴⁸, K. Han^{59a,aj}, L. Han^{59a}, S. Han^{15a,15d}, K. Hanagaki^{80,v}, M. Hance¹⁴⁵, D. M. Handl¹¹², B. Haney¹³⁶, R. Hankache¹³⁵, E. Hansen⁹⁵, J. B. Hansen⁴⁰, J. D. Hansen⁴⁰, M. C. Hansen²⁴, P. H. Hansen⁴⁰, E. C. Hanson⁹⁹, K. Hara¹⁶⁸, A. S. Hard¹⁸⁰, T. Harenberg¹⁸¹, S. Harkusha¹⁰⁶, P. F. Harrison¹⁷⁷, N. M. Hartmann¹¹², Y. Hasegawa¹⁴⁹, A. Hasib⁴⁹, S. Hassani¹⁴⁴, S. Haug²⁰, R. Hauser¹⁰⁵, L. Hauswald⁴⁷, L. B. Havener³⁹, M. Havranek¹⁴¹, C. M. Hawkes²¹, R. J. Hawkins³⁶, D. Hayden¹⁰⁵, C. Hayes¹⁵⁴, C. P. Hays¹³⁴, J. M. Hays⁹¹, H. S. Hayward⁸⁹, S. J. Haywood¹⁴³, F. He^{59a}, M. P. Heath⁴⁹, V. Hedberg⁹⁵, L. Heelan⁸, S. Heer²⁴, K. K. Heidegger⁵¹, J. Heilman³⁴, S. Heim⁴⁵, T. Heim¹⁸, B. Heinemann^{45,aq}, J. J. Heinrich¹¹², L. Heinrich¹²³, C. Heinz⁵⁵, J. Hejbal¹⁴⁰, L. Helary^{60b}, A. Held¹⁷⁴, S. Hellesund¹³³, C. M. Helling¹⁴⁵, S. Hellman^{44a,44b}, C. Hensens³⁶, R. C. W. Henderson⁸⁸, Y. Heng¹⁸⁰, S. Henkelmann¹⁷⁴, A. M. Henriques Correia³⁶, G. H. Herbert¹⁹, H. Herde²⁶, V. Herget¹⁷⁶, Y. Hernández Jiménez^{33c}, H. Herr⁹⁸, M. G. Herrmann¹¹², T. Herrmann⁴⁷, G. Herten⁵¹, R. Hertenberger¹¹², L. Hervas³⁶, T. C. Herwig¹³⁶, G. G. Hesketh⁹³, N. P. Hessey^{167a}, A. Higashida¹⁶², S. Higashino⁸⁰, E. Higón-Rodríguez¹⁷³, K. Hildebrand³⁷, E. Hill¹⁷⁵, J. C. Hill³², K. K. Hill²⁹, K. H. Hiller⁴⁵, S. J. Hillier²¹, M. Hils⁴⁷, I. Hinchliffe¹⁸, F. Hinterkeuser²⁴, M. Hirose¹³², D. Hirschbuehl¹⁸¹, B. Hiti⁹⁰, O. Hladik¹⁴⁰, D. R. Hlaluku^{33c}, X. Hoad⁴⁹, J. Hobbs¹⁵⁴, N. Hod¹⁷⁹, M. C. Hodgkinson¹⁴⁸, A. Hoecker³⁶, F. Hoenig¹¹², D. Hohn⁵¹, D. Hohov¹³¹, T. R. Holmes³⁷, M. Holzbock¹¹², M. Homann⁴⁶, L. B. A. H. Hommels³², S. Honda¹⁶⁸, T. Honda⁸⁰, T. M. Hong¹³⁸, A. Hönle¹¹³, B. H. Hooberman¹⁷², W. H. Hopkins¹³⁰, Y. Hori¹¹⁵, P. Horn⁴⁷, A. J. Horton¹⁵¹, L. A. Horyn³⁷, J.-Y. Hostachy⁵⁷, A. Hostiuc¹⁴⁷, S. Hou¹⁵⁷, A. Hoummada^{35a}, J. Howarth⁹⁹, J. Hoya⁸⁷, M. Hrabovsky¹²⁹, J. Hrdinka³⁶, I. Hristova¹⁹, J. Hrivnac¹³¹, A. Hrynevich¹⁰⁷, T. Hryn'ova⁵, P. J. Hsu⁶³, S.-C. Hsu¹⁴⁷, Q. Hu²⁹, S. Hu^{59c}, Y. Huang^{15a}, Z. Hubacek¹⁴¹, F. Hubaut¹⁰⁰, M. Huebner²⁴, F. Huegging²⁴, T. B. Huffman¹³⁴, M. Huhtinen³⁶, R. F. H. Hunter³⁴, P. Huo¹⁵⁴, A. M. Hupe³⁴, N. Huseynov^{78,af}, J. Huston¹⁰⁵, J. Huth⁵⁸, R. Hyneman¹⁰⁴, G. Iacobucci⁵³, G. Iakovidis²⁹, I. Ibragimov¹⁵⁰, L. Iconomidou-Fayard¹³¹, Z. Idrissi^{35e}, P. Iengo³⁶, R. Ignazzi⁴⁰, O. Igonkina^{118,aa,*}, R. Iguchi¹⁶², T. Iizawa⁵³, Y. Ikegami⁸⁰, M. Ikeno⁸⁰, D. Iliadis¹⁶¹, N. Ilic¹¹⁷, F. Iltzsche⁴⁷, G. Introzzi^{69a,69b}, M. Iodice^{73a}, K. Iordanidou³⁹, V. Ippolito^{71a,71b}, M. F. Isacson¹⁷¹, N. Ishijima¹³², M. Ishino¹⁶², M. Ishitsuka¹⁶⁴, W. Islam¹²⁸, C. Issever¹³⁴, S. Istin¹⁵⁹, F. Ito¹⁶⁸, J. M. Iturbe Ponce^{62a}, R. Iuppa^{74a,74b}, A. Ivina¹⁷⁹, H. Iwasaki⁸⁰, J. M. Izen⁴³, V. Izzo^{68a}, P. Jacka¹⁴⁰, P. Jackson¹, R. M. Jacobs²⁴, V. Jain², G. Jäkel¹⁸¹, K. B. Jakobi⁹⁸, K. Jakobs⁵¹, S. Jakobsen⁷⁵, T. Jakoubek¹⁴⁰, D. O. Jamin¹²⁸, R. Jansky⁵³, J. Janssen²⁴, M. Janus⁵², P. A. Janus^{82a}, G. Jarlskog⁹⁵, N. Javadov^{78,af}, T. Javůrek³⁶, M. Javurkova⁵¹, F. Jeanneau¹⁴⁴, L. Jeanty¹³⁰, J. Jejelava^{158a,ag}, A. Jelinskas¹⁷⁷, P. Jenni^{51,c}, J. Jeong⁴⁵, N. Jeong⁴⁵, S. Jézéquel⁵, H. Ji¹⁸⁰, J. Jia¹⁵⁴, H. Jiang⁷⁷, Y. Jiang^{59a}, Z. Jiang^{152,q}, S. Jiggins⁵¹, F. A. Jimenez Morales³⁸, J. Jimenez Pena¹⁷³, S. Jin^{15c}, A. Jinaru^{27b}, O. Jinnouchi¹⁶⁴, H. Jivan^{33c}, P. Johansson¹⁴⁸, K. A. Johns⁷, C. A. Johnson⁶⁴, K. Jon-And^{44a,44b}, R. W. L. Jones⁸⁸, S. D. Jones¹⁵⁵, S. Jones⁷, T. J. Jones⁸⁹, J. Jongmanns^{60a},

P. M. Jorge^{139a,139b}, J. Jovicevic^{167a}, X. Ju¹⁸, J. J. Junggeburth¹¹³, A. Juste Rozas^{14,y}, A. Kaczmarzka⁸³, M. Kado¹³¹, H. Kagan¹²⁵, M. Kagan¹⁵², T. Kaji¹⁷⁸, E. Kajomovitz¹⁵⁹, C. W. Kalderon⁹⁵, A. Kaluza⁹⁸, A. Kamenshchikov¹²¹, L. Kanjir⁹⁰, Y. Kano¹⁶², V. A. Kantserov¹¹⁰, J. Kanzaki⁸⁰, L. S. Kaplan¹⁸⁰, D. Kar^{33c}, M. J. Kareem^{167b}, E. Karentzos¹⁰, S. N. Karpov⁷⁸, Z. M. Karpova⁷⁸, V. Kartvelishvili⁸⁸, A. N. Karyukhin¹²¹, L. Kashif¹⁸⁰, R. D. Kass¹²⁵, A. Kastanas^{44a,44b}, Y. Kataoka¹⁶², C. Kato^{59c,59d}, J. Katzy⁴⁵, K. Kawade⁸¹, K. Kawagoe⁸⁶, T. Kawaguchi¹¹⁵, T. Kawamoto¹⁶², G. Kawamura⁵², E. F. Kay⁸⁹, V. F. Kazanin^{120a,120b}, R. Keeler¹⁷⁵, R. Kehoe⁴², J. S. Keller³⁴, E. Kellermann⁹⁵, J. J. Kempster²¹, J. Kendrick²¹, O. Kepka¹⁴⁰, S. Kersten¹⁸¹, B. P. Kerševan⁹⁰, S. Ketabchi Haghighat¹⁶⁶, R. A. Keyes¹⁰², M. Khader¹⁷², F. Khalil-Zada¹³, A. Khanov¹²⁸, A. G. Kharlamov^{120a,120b}, T. Kharlamova^{120a,120b}, E. E. Khoda¹⁷⁴, A. Khodinov¹⁶⁵, T. J. Khoo⁵³, E. Khramov⁷⁸, J. Khubua^{158b}, S. Kido⁸¹, M. Kiehn⁵³, C. R. Kilby⁹², Y. K. Kim³⁷, N. Kimura^{65a,65c}, O. M. Kind¹⁹, B. T. King^{89,*}, D. Kirchmeier⁴⁷, J. Kirk¹⁴³, A. E. Kiryunin¹¹³, T. Kishimoto¹⁶², V. Kitali⁴⁵, O. Kivernyk⁵, E. Kladiva^{28b,*}, T. Klapdor-Kleingrothaus⁵¹, M. H. Klein¹⁰⁴, M. Klein⁸⁹, U. Klein⁸⁹, K. Kleinknecht⁹⁸, P. Klimek¹¹⁹, A. Klimentov²⁹, T. Klingl²⁴, T. Klioutchnikova³⁶, F. F. Klitzner¹¹², P. Kluit¹¹⁸, S. Kluth¹¹³, E. Kneringer⁷⁵, E. B. F. G. Knoops¹⁰⁰, A. Knue⁵¹, D. Kobayashi⁸⁶, T. Kobayashi¹⁶², M. Kobel⁴⁷, M. Kocian¹⁵², P. Kodys¹⁴², P. T. Koenig²⁴, T. Koffas³⁴, N. M. Köhler¹¹³, T. Koi¹⁵², M. Kolb^{60b}, I. Koletsou⁵, T. Kondo⁸⁰, N. Kondrashova^{59c}, K. Köneke⁵¹, A. C. König¹¹⁷, T. Kono¹²⁴, R. Konoplich^{123,am}, V. Konstantinides⁹³, N. Konstantinidis⁹³, B. Konya⁹⁵, R. Kopeliansky⁶⁴, S. Koperny^{82a}, K. Korcyl⁸³, K. Kordas¹⁶¹, G. Koren¹⁶⁰, A. Korn⁹³, I. Korolkov¹⁴, E. V. Korolkova¹⁴⁸, N. Korotkova¹¹¹, O. Kortner¹¹³, S. Kortner¹¹³, T. Kosek¹⁴², V. V. Kostyukhin²⁴, A. Kotwal⁴⁸, A. Koulouris¹⁰, A. Kourkoumeli-Charalampidi^{69a,69b}, C. Kourkoumelis⁹, E. Kourlitis¹⁴⁸, V. Kouskoura²⁹, A. B. Kowalewska⁸³, R. Kowalewski¹⁷⁵, C. Kozakai¹⁶², W. Kozanecki¹⁴⁴, A. S. Kozhin¹²¹, V. A. Kramarenko¹¹¹, G. Kramberger⁹⁰, D. Krasnopevtsev^{59a}, M. W. Krasny¹³⁵, A. Krasznahorkay³⁶, D. Krauss¹¹³, J. A. Kremer^{82a}, J. Kretzschmar⁸⁹, P. Krieger¹⁶⁶, K. Krizka¹⁸, K. Kroeninger⁴⁶, H. Kroha¹¹³, J. Kroll¹⁴⁰, J. Kroll¹³⁶, J. Krstic¹⁶, U. Kruchonak⁷⁸, H. Krüger²⁴, N. Krumnack⁷⁷, M. C. Kruse⁴⁸, T. Kubota¹⁰³, S. Kuday^{4b}, J. T. Kuechler⁴⁵, S. Kuehn³⁶, A. Kugel^{160a}, T. Kuhl⁴⁵, V. Kukhtin⁷⁸, R. Kukla¹⁰⁰, Y. Kulchitsky^{106,ai}, S. Kuleshov^{146c}, Y. P. Kulinich¹⁷², M. Kuna⁵⁷, T. Kunigo⁸⁴, A. Kupco¹⁴⁰, T. Kupfer⁴⁶, O. Kuprash⁵¹, H. Kurashige⁸¹, L. L. Kurchaninov^{167a}, Y. A. Kurochkin¹⁰⁶, A. Kurova¹¹⁰, M. G. Kurth^{15a,15d}, E. S. Kuwertz³⁶, M. Kuze¹⁶⁴, J. Kvitka¹²⁹, T. Kwan¹⁰², A. La Rosa¹¹³, J. L. La Rosa Navarro^{79d}, L. La Rotonda^{41a,41b}, F. La Ruffa^{41a,41b}, C. Lacasta¹⁷³, F. Lacava^{71a,71b}, J. Lacey⁴⁵, D. P. J. Lack⁹⁹, H. Lacker¹⁹, D. Lacour¹³⁵, E. Ladygin⁷⁸, R. Lafaye⁵, B. Laforge¹³⁵, T. Lagouri^{33c}, S. Lai⁵², S. Lammers⁶⁴, W. Lampl⁷, E. Lançon²⁹, U. Landgraf⁵¹, M. P. J. Landon⁹¹, M. C. Lanfermann⁵³, V. S. Lang⁴⁵, J. C. Lange⁵², R. J. Langenberg³⁶, A. J. Lankford¹⁷⁰, F. Lanni²⁹, K. Lantzsch²⁴, A. Lanza^{69a}, A. Lapertosa^{54a,54b}, S. Laplace¹³⁵, J. F. Laporte¹⁴⁴, T. Lari^{67a}, F. Lasagni Manghi^{23a,23b}, M. Lassnig³⁶, T. S. Lau^{62a}, A. Laudrain¹³¹, A. Laurier³⁴, M. Lavorgna^{68a,68b}, M. Lazzaroni^{67a,67b}, B. Le¹⁰³, O. Le Dortz¹³⁵, E. Le Guirriec¹⁰⁰, E. P. Le Quilleuc¹⁴⁴, M. LeBlanc⁷, T. LeCompte⁶, F. Ledroit-Guillon⁵⁷, C. A. Lee²⁹, G. R. Lee^{146a}, L. Lee⁵⁸, S. C. Lee¹⁵⁷, S. J. Lee³⁴, B. Lefebvre¹⁰², M. Lefebvre¹⁷⁵, F. Legger¹¹², C. Leggett¹⁸, K. Lehmann¹⁵¹, N. Lehmann¹⁸¹, G. Lehmann Miotto³⁶, W. A. Leight⁴⁵, A. Leisos^{161,w}, M. A. L. Leite^{79d}, R. Leitner¹⁴², D. Lellouch^{179,*}, K. J. C. Leney⁹³, T. Lenz²⁴, B. Lenzi³⁶, R. Leone⁷, S. Leone^{70a}, C. Leonidopoulos⁴⁹, A. Leopold¹³⁵, G. Lerner¹⁵⁵, C. Leroy¹⁰⁸, R. Les¹⁶⁶, A. A. J. Lesage¹⁴⁴, C. G. Lester³², M. Levchenko¹³⁷, J. Levêque⁵, D. Levin¹⁰⁴, L. J. Levinson¹⁷⁹, B. Li^{15b}, B. Li¹⁰⁴, C.-Q. Li^{59a,al}, H. Li^{59a}, H. Li^{59b}, K. Li¹⁵², L. Li^{59c}, M. Li^{15a}, Q. Li^{15a,15d}, Q. Y. Li^{59a}, S. Li^{59c,59d}, X. Li^{59c}, Y. Li⁴⁵, Z. Liang^{15a}, B. Liberti^{72a}, A. Liblong¹⁶⁶, K. Lie^{62c}, S. Liem¹¹⁸, A. Limosani¹⁵⁶, C. Y. Lin³², K. Lin¹⁰⁵, T. H. Lin⁹⁸, R. A. Linck⁶⁴, J. H. Lindon²¹, A. L. Lioni⁵³, E. Lipeles¹³⁶, A. Lipniacka¹⁷, M. Lisovsky^{60b}, T. M. Liss^{172,as}, A. Lister¹⁷⁴, A. M. Litke¹⁴⁵, J. D. Little⁸, B. Liu⁷⁷, B. L. Liu⁶, H. B. Liu²⁹, H. Liu¹⁰⁴, J. B. Liu^{59a}, J. K. K. Liu¹³⁴, K. Liu¹³⁵, M. Liu^{59a}, P. Liu¹⁸, Y. Liu^{15a,15d}, Y. L. Liu^{59a}, Y. W. Liu^{59a}, M. Livan^{69a,69b}, A. Lleres⁵⁷, J. Llorente Merino^{15a}, S. L. Lloyd⁹¹, C. Y. Lo^{62b}, F. Lo Sterzo⁴², E. M. Lobodzinska⁴⁵, P. Loch⁷, T. Lohse¹⁹, K. Lohwasser¹⁴⁸, M. Lokajicek¹⁴⁰, J. D. Long¹⁷², R. E. Long⁸⁸, L. Longo^{66a,66b}, K. A. Looper¹²⁵, J. A. Lopez^{146c}, I. Lopez Paz⁹⁹, A. Lopez Solis¹⁴⁸, J. Lorenz¹¹², N. Lorenzo Martinez⁵, M. Losada²², P. J. Lösel¹¹², A. Lösle⁵¹, X. Lou⁴⁵, X. Lou^{15a}, A. Lounis¹³¹, J. Love⁶, P. A. Love⁸⁸, J. J. Lozano Bahilo¹⁷³, H. Lu^{62a}, M. Lu^{59a}, Y. J. Lu⁶³, H. J. Lubatti¹⁴⁷, C. Luci^{71a,71b}, A. Lucotte⁵⁷, C. Luedtke⁵¹, F. Luehring⁶⁴, I. Luise¹³⁵, L. Luminari^{71a}, B. Lund-Jensen¹⁵³, M. S. Lutz¹⁰¹, P. M. Luzi¹³⁵, D. Lynn²⁹, R. Lysak¹⁴⁰, E. Lytken⁹⁵, F. Lyu^{15a}, V. Lyubushkin⁷⁸, T. Lyubushkina⁷⁸, H. Ma²⁹, L. L. Ma^{59b}, Y. Ma^{59b}, G. Maccarrone⁵⁰, A. Macchiolo¹¹³, C. M. Macdonald¹⁴⁸, J. Machado Miguens^{136,139b}, D. Madaffari¹⁷³, R. Madar³⁸, W. F. Mader⁴⁷, N. Madysa⁴⁷, J. Maeda⁸¹, K. Maekawa¹⁶², S. Maeland¹⁷, T. Maeno²⁹, M. Maerker⁴⁷, A. S. Maevskiy¹¹¹, V. Magerl⁵¹, D. J. Mahon³⁹, C. Maidantchik^{79b}, T. Maier¹¹², A. Maio^{139a,139b,139d}, K. Maj⁸³, O. Majersky^{28a}, S. Majewski¹³⁰, Y. Makida⁸⁰, N. Makovec¹³¹, B. Malaescu¹³⁵, Pa. Malecki⁸³, V. P. Maleev¹³⁷, F. Malek⁵⁷, U. Mallik⁷⁶, D. Malon⁶, C. Malone³², S. Maltezos¹⁰, S. Malyukov⁷⁸, J. Mamuzic¹⁷³, G. Mancini⁵⁰, I. Mandić⁹⁰, L. Manhaes de Andrade Filho^{79a}, I. M. Maniatis¹⁶¹, J. Manjarres Ramos⁴⁷, K. H. Mankinen⁹⁵, A. Mann¹¹², A. Manousos⁷⁵, B. Mansoulie¹⁴⁴, S. Manzoni¹¹⁸, A. Marantis¹⁶¹, G. Marceca³⁰, L. Marchese¹³⁴, G. Marchiori¹³⁵,

M. Marcisovsky¹⁴⁰, C. Marcon⁹⁵, C. A. Marin Tobon³⁶, M. Marjanovic³⁸, F. Marroquim^{79b}, Z. Marshall¹⁸, M. U. F. Martensson¹⁷¹, S. Marti-Garcia¹⁷³, C. B. Martin¹²⁵, T. A. Martin¹⁷⁷, V. J. Martin⁴⁹, B. Martin dit Latour¹⁷, M. Martinez^{14.y}, V. I. Martinez Outschoorn¹⁰¹, S. Martin-Haugh¹⁴³, V. S. Martoiu^{27b}, A. C. Martyniuk⁹³, A. Marzin³⁶, L. Masetti⁹⁸, T. Mashimo¹⁶², R. Mashinistov¹⁰⁹, J. Masik⁹⁹, A. L. Maslennikov^{120a,120b}, L. H. Mason¹⁰³, L. Massa^{72a,72b}, P. Massarotti^{68a,68b}, P. Mastrandrea^{70a,70b}, A. Mastroberardino^{41a,41b}, T. Masubuchi¹⁶², P. Mättig²⁴, J. Maurer^{27b}, B. Maček⁹⁰, D. A. Maximov^{120a,120b}, R. Mazini¹⁵⁷, I. Maznas¹⁶¹, S. M. Mazza¹⁴⁵, S. P. Mc Kee¹⁰⁴, T. G. McCarthy¹¹³, L. I. McClymont⁹³, W. P. McCormack¹⁸, E. F. McDonald¹⁰³, J. A. Mcfayden³⁶, M. A. McKay⁴², K. D. McLean¹⁷⁵, S. J. McMahan¹⁴³, P. C. McNamara¹⁰³, C. J. McNicol¹⁷⁷, R. A. McPherson^{175.ad}, J. E. Mdhului^{33c}, Z. A. Meadows¹⁰¹, S. Meehan¹⁴⁷, T. Megy⁵¹, S. Mehlhase¹¹², A. Mehta⁸⁹, T. Meideck⁵⁷, B. Meirose⁴³, D. Melini^{173.g}, B. R. Mellado Garcia^{33c}, J. D. Mellenthin⁵², M. Melo^{28a}, F. Meloni⁴⁵, A. Melzer²⁴, S. B. Menary⁹⁹, E. D. Mendes Gouveia^{139a}, L. Meng³⁶, X. T. Meng¹⁰⁴, S. Menke¹¹³, E. Meoni^{41a,41b}, S. Mergelmeyer¹⁹, S. A. M. Merkt¹³⁸, C. Merlassino²⁰, P. Mermod⁵³, L. Merola^{68a,68b}, C. Meroni^{67a}, A. Messina^{71a,71b}, J. Metcalfe⁶, A. S. Mete¹⁷⁰, C. Meyer⁶⁴, J. Meyer¹⁵⁹, J.-P. Meyer¹⁴⁴, H. Meyer Zu Theenhausen^{60a}, F. Miano¹⁵⁵, R. P. Middleton¹⁴³, L. Mijović⁴⁹, G. Mikenberg¹⁷⁹, M. Mikesikova¹⁴⁰, M. Mikuž⁹⁰, M. Milesi¹⁰³, A. Milic¹⁶⁶, D. A. Millar⁹¹, D. W. Miller³⁷, A. Milov¹⁷⁹, D. A. Milstead^{44a,44b}, R. A. Mina^{152.q}, A. A. Minaenko¹²¹, M. Miñano Moya¹⁷³, I. A. Minashvili^{158b}, A. I. Mincer¹²³, B. Mindur^{82a}, M. Mineev⁷⁸, Y. Minegishi¹⁶², Y. Ming¹⁸⁰, L. M. Mir¹⁴, A. Mirto^{66a,66b}, K. P. Mistry¹³⁶, T. Mitani¹⁷⁸, J. Mitrevski¹¹², V. A. Mitsou¹⁷³, M. Mittal^{59c}, A. Miucci²⁰, P. S. Miyagawa¹⁴⁸, A. Mizukami⁸⁰, J. U. Mjörnmark⁹⁵, T. Mkrtchyan¹⁸³, M. Mlynarikova¹⁴², T. Moa^{44a,44b}, K. Mochizuki¹⁰⁸, P. Mogg⁵¹, S. Mohapatra³⁹, R. Moles-Valls²⁴, M. C. Mondragon¹⁰⁵, K. Mönig⁴⁵, J. Monk⁴⁰, E. Monnier¹⁰⁰, A. Montalbano¹⁵¹, J. Montejo Berlingen³⁶, F. Monticelli⁸⁷, S. Monzani^{67a}, N. Morange¹³¹, D. Moreno²², M. Moreno Llácer³⁶, P. Morettini^{54b}, M. Morgenstern¹¹⁸, S. Morgenstern⁴⁷, D. Mori¹⁵¹, M. Morii⁵⁸, M. Morinaga¹⁷⁸, V. Morisbak¹³³, A. K. Morley³⁶, G. Mornacchi³⁶, A. P. Morris⁹³, L. Morvaj¹⁵⁴, P. Moschovakos¹⁰, M. Mosidze^{158b}, H. J. Moss¹⁴⁸, J. Moss^{31.n}, K. Motohashi¹⁶⁴, E. Mountricha³⁶, E. J. W. Moyse¹⁰¹, S. Muanza¹⁰⁰, F. Mueller¹¹³, J. Mueller¹³⁸, R. S. P. Mueller¹¹², D. Muenstermann⁸⁸, G. A. Mullier⁹⁵, F. J. Munoz Sanchez⁹⁹, P. Murin^{28b}, W. J. Murray^{143,177}, A. Murrone^{67a,67b}, M. Muškinja⁹⁰, C. Mwewa^{33a}, A. G. Myagkov^{121.an}, J. Myers¹³⁰, M. Myska¹⁴¹, B. P. Nachman¹⁸, O. Nackenhorst⁴⁶, K. Nagai¹³⁴, K. Nagano⁸⁰, Y. Nagasaka⁶¹, M. Nagel⁵¹, E. Nagy¹⁰⁰, A. M. Nairz³⁶, Y. Nakahama¹¹⁵, K. Nakamura⁸⁰, T. Nakamura¹⁶², I. Nakano¹²⁶, H. Nanjo¹³², F. Napolitano^{60a}, R. F. Naranjo Garcia⁴⁵, R. Narayan¹¹, D. I. Narrias Villar^{60a}, I. Naryshkin¹³⁷, T. Naumann⁴⁵, G. Navarro²², H. A. Neal^{104.*}, P. Y. Nechaeva¹⁰⁹, F. Nechansky⁴⁵, T. J. Neep¹⁴⁴, A. Negri^{69a,69b}, M. Negrini^{23b}, S. Nektarijevic¹¹⁷, C. Nellist⁵², M. E. Nelson¹³⁴, S. Nemecek¹⁴⁰, P. Nemethy¹²³, M. Nessi^{36.e}, M. S. Neubauer¹⁷², M. Neumann¹⁸¹, P. R. Newman²¹, T. Y. Ng^{62c}, Y. S. Ng¹⁹, Y. W. Y. Ng¹⁷⁰, H. D. N. Nguyen¹⁰⁰, T. Nguyen Manh¹⁰⁸, E. Nibigira³⁸, R. B. Nickerson¹³⁴, R. Nicolaidou¹⁴⁴, D. S. Nielsen⁴⁰, J. Nielsen¹⁴⁵, N. Nikiforou¹¹, V. Nikolaenko^{121.an}, I. Nikolic-Audit¹³⁵, K. Nikolopoulos²¹, P. Nilsson²⁹, H. R. Nindhito⁵³, Y. Ninomiya⁸⁰, A. Nisati^{71a}, N. Nishu^{59c}, R. Nisius¹¹³, I. Nitsche⁴⁶, T. Nitta¹⁷⁸, T. Nobe¹⁶², Y. Noguchi⁸⁴, M. Nomachi¹³², I. Nomidis¹³⁵, M. A. Nomura²⁹, M. Nordberg³⁶, N. Norjoharuddeen¹³⁴, T. Novak⁹⁰, O. Novgorodova⁴⁷, R. Novotny¹⁴¹, L. Nozka¹²⁹, K. Ntekas¹⁷⁰, E. Nurse⁹³, F. Nuti¹⁰³, F. G. Oakham^{34.av}, H. Oberlack¹¹³, J. Ocariz¹³⁵, A. Ochi⁸¹, I. Ochoa³⁹, J. P. Ochoa-Ricoux^{146a}, K. O'Connor²⁶, S. Oda⁸⁶, S. Odaka⁸⁰, S. Oerdek⁵², A. Ogrodnik^{82a}, A. Oh⁹⁹, S. H. Oh⁴⁸, C. C. Ohm¹⁵³, H. Oide^{54a,54b}, M. L. Ojeda¹⁶⁶, H. Okawa¹⁶⁸, Y. Okazaki⁸⁴, Y. Okumura¹⁶², T. Okuyama⁸⁰, A. Olariu^{27b}, L. F. Oleiro Seabra^{139a}, S. A. Olivares Pino^{146a}, D. Oliveira Damazio²⁹, J. L. Oliver¹, M. J. R. Olsson³⁷, A. Olszewski⁸³, J. Olszowska⁸³, D. C. O'Neil¹⁵¹, A. Onofre^{139a,139e}, K. Onogi¹¹⁵, P. U. E. Onyisi¹¹, H. Oppen¹³³, M. J. Oreglia³⁷, G. E. Orellana⁸⁷, D. Orestano^{73a,73b}, N. Orlando¹⁴, A. A. O'Rourke⁴⁵, R. S. Orr¹⁶⁶, B. Osculati^{54a,54b.*}, V. O'Shea⁵⁶, R. Ospanov^{59a}, G. Otero y Garzon³⁰, H. Otono⁸⁶, M. Ouchrif^{35d}, F. Ould-Saada¹³³, A. Ouraou¹⁴⁴, Q. Ouyang^{15a}, M. Owen⁵⁶, R. E. Owen²¹, V. E. Ozcan^{12c}, N. Ozturk⁸, J. Pacalt¹²⁹, H. A. Pacey³², K. Pachal¹⁵¹, A. Pacheco Pages¹⁴, L. Pacheco Rodriguez¹⁴⁴, C. Padilla Aranda¹⁴, S. Pagan Griso¹⁸, M. Paganini¹⁸², G. Palacino⁶⁴, S. Palazzo⁴⁹, S. Palestini³⁶, M. Palka^{82b}, D. Pallin³⁸, I. Panagoulas¹⁰, C. E. Pandini³⁶, J. G. Panduro Vazquez⁹², P. Pani⁴⁵, G. Panizzo^{65a,65c}, L. Paolozzi⁵³, K. Papageorgiou^{9.i}, A. Paramonov⁶, D. Paredes Hernandez^{62b}, S. R. Paredes Saenz¹³⁴, B. Parida¹⁶⁵, T. H. Park¹⁶⁶, A. J. Parker⁸⁸, M. A. Parker³², F. Parodi^{54a,54b}, E. W. Parrish¹¹⁹, J. A. Parsons³⁹, U. Parzefall⁵¹, V. R. Pascuzzi¹⁶⁶, J. M. P. Pasner¹⁴⁵, E. Pasqualucci^{71a}, S. Passaggio^{54b}, F. Pastore⁹², P. Pasuwan^{44a,44b}, S. Patarraia⁹⁸, J. R. Pater⁹⁹, A. Pathak¹⁸⁰, T. Pauly³⁶, B. Pearson¹¹³, M. Pedersen¹³³, L. Pedraza Diaz¹¹⁷, R. Pedro^{139a,139b}, S. V. Peleganchuk^{120a,120b}, O. Penc¹⁴⁰, C. Peng^{15a}, H. Peng^{59a}, B. S. Peralva^{79a}, M. M. Perego¹³¹, A. P. Pereira Peixoto^{139a}, D. V. Perepelitsa²⁹, F. Peri¹⁹, L. Perini^{67a,67b}, H. Pernegger³⁶, S. Perrella^{68a,68b}, V. D. Peshekhonov^{78.*}, K. Peters⁴⁵, R. F. Y. Peters⁹⁹, B. A. Petersen³⁶, T. C. Petersen⁴⁰, E. Petit⁵⁷, A. Petridis¹, C. Petridou¹⁶¹, P. Petroff¹³¹, M. Petrov¹³⁴, F. Petrucci^{73a,73b}, M. Pettee¹⁸², N. E. Pettersson¹⁰¹, A. Peyaud¹⁴⁴, R. Pezoa^{146c}, T. Pham¹⁰³, F. H. Phillips¹⁰⁵, P. W. Phillips¹⁴³, M. W. Phipps¹⁷², G. Piacquadio¹⁵⁴, E. Pianori¹⁸, A. Picazio¹⁰¹, R. H. Pickles⁹⁹, R. Piegaiia³⁰, J. E. Pilcher³⁷, A. D. Pilkington⁹⁹, M. Pinamonti^{72a,72b}, J. L. Pinfold³, M. Pitt¹⁷⁹, L. Pizzimento^{72a,72b}, M.-A. Pleier²⁹

V. Pleskot¹⁴², E. Plotnikova⁷⁸, D. Pluth⁷⁷, P. Podberezko^{120a,120b}, R. Poettgen⁹⁵, R. Poggi⁵³, L. Poggioli¹³¹, I. Pogrebnyak¹⁰⁵, D. Pohl²⁴, I. Pokharel⁵², G. Polesello^{69a}, A. Poley¹⁸, A. Policicchio^{71a,71b}, R. Polifka³⁶, A. Polini^{23b}, C. S. Pollard⁴⁵, V. Polychronakos²⁹, D. Ponomarenko¹¹⁰, L. Pontecorvo³⁶, G. A. Popeneciu^{27d}, D. M. Portillo Quintero¹³⁵, S. Pospisil¹⁴¹, K. Potamianos⁴⁵, I. N. Potrap⁷⁸, C. J. Potter³², H. Potti¹¹, T. Poulsen⁹⁵, J. Poveda³⁶, T. D. Powell¹⁴⁸, M. E. Pozo Astigarraga³⁶, P. Pralavorio¹⁰⁰, S. Prell⁷⁷, D. Price⁹⁹, M. Primavera^{66a}, S. Prince¹⁰², M. L. Proffitt¹⁴⁷, N. Proklova¹¹⁰, K. Prokofiev^{62c}, F. Prokoshin^{146c}, S. Protopopescu²⁹, J. Proudfoot⁶, M. Przybycien^{82a}, A. Puri¹⁷², P. Puzo¹³¹, J. Qian¹⁰⁴, Y. Qin⁹⁹, A. Quadt⁵², M. Queitsch-Maitland⁴⁵, A. Qureshi¹, P. Rados¹⁰³, F. Ragusa^{67a,67b}, G. Rahal⁹⁶, J. A. Raine⁵³, S. Rajagopalan²⁹, A. Ramirez Morales⁹¹, K. Ran^{15a,15d}, T. Rashid¹³¹, S. Raspopov⁵, M. G. Ratti^{67a,67b}, D. M. Rauch⁴⁵, F. Rauscher¹¹², S. Rave⁹⁸, B. Ravina¹⁴⁸, I. Ravinovich¹⁷⁹, J. H. Rawling⁹⁹, M. Raymond³⁶, A. L. Read¹³³, N. P. Readioff⁵⁷, M. Reale^{66a,66b}, D. M. Reuzzi^{69a,69b}, A. Redelbach¹⁷⁶, G. Redlinger²⁹, R. G. Reed^{33c}, K. Reeves⁴³, L. Rehnisch¹⁹, J. Reichert¹³⁶, D. Reikher¹⁶⁰, A. Reiss⁹⁸, A. Rej¹⁵⁰, C. Rembser³⁶, H. Ren^{15a}, M. Rescigno^{71a}, S. Resconi^{67a}, E. D. Resseguie¹³⁶, S. Rettie¹⁷⁴, E. Reynolds²¹, O. L. Rezanova^{120a,120b}, P. Reznicek¹⁴², E. Ricci^{74a,74b}, R. Richter¹¹³, S. Richter⁴⁵, E. Richter-Was^{82b}, O. Ricken²⁴, M. Ridel¹³⁵, P. Rieck¹¹³, C. J. Riegel¹⁸¹, O. Rifki⁴⁵, M. Rijssenbeek¹⁵⁴, A. Rimoldi^{69a,69b}, M. Rimoldi²⁰, L. Rinaldi^{23b}, G. Ripellino¹⁵³, B. Ristić⁸⁸, E. Ritsch³⁶, I. Riu¹⁴, J. C. Rivera Vergara^{146a}, F. Rizatdinova¹²⁸, E. Rizvi⁹¹, C. Rizzi¹⁴, R. T. Roberts⁹⁹, S. H. Robertson^{102,ad}, D. Robinson³², J. E. M. Robinson⁴⁵, A. Robson⁵⁶, E. Rocco⁹⁸, C. Roda^{70a,70b}, Y. Rodina¹⁰⁰, S. Rodriguez Bosca¹⁷³, A. Rodriguez Perez¹⁴, D. Rodriguez Rodriguez¹⁷³, A. M. Rodríguez Vera^{167b}, S. Roe³⁶, O. Røhne¹³³, R. Röhrig¹¹³, C. P. A. Roland⁶⁴, J. Roloff⁵⁸, A. Romaniouk¹¹⁰, M. Romano^{23a,23b}, N. Rompotis⁸⁹, M. Ronzani¹²³, L. Roos¹³⁵, S. Rosati^{71a}, K. Rosbach⁵¹, N.-A. Rosien⁵², B. J. Rosser¹³⁶, E. Rossi⁴⁵, E. Rossi^{73a,73b}, E. Rossi^{68a,68b}, L. P. Rossi^{54b}, L. Rossini^{67a,67b}, J. H. N. Rosten³², R. Rosten¹⁴, M. Rotaru^{27b}, J. Rothberg¹⁴⁷, D. Rousseau¹³¹, D. Roy^{33c}, A. Rozanov¹⁰⁰, Y. Rozen¹⁵⁹, X. Ruan^{33c}, F. Rubbo¹⁵², F. Rühr⁵¹, A. Ruiz-Martinez¹⁷³, Z. Rurikova⁵¹, N. A. Rusakovich⁷⁸, H. L. Russell¹⁰², J. P. Rutherford⁷, E. M. Rüttinger^{45,k}, Y. F. Ryabov^{137,*}, M. Rybar³⁹, G. Rybkin¹³¹, S. Ryu⁶, A. Ryzhov¹²¹, G. F. Rzehorz⁵², P. Sabatini⁵², G. Sabato¹¹⁸, S. Sacerdoti¹³¹, H. F.-W. Sadrozinski¹⁴⁵, R. Sadykov⁷⁸, F. Safai Tehrani^{71a}, P. Saha¹¹⁹, M. Sahinsoy^{60a}, A. Sahu¹⁸¹, M. Saimpert⁴⁵, M. Saito¹⁶², T. Saito¹⁶², H. Sakamoto¹⁶², A. Sakharov^{123,am}, D. Salamani⁵³, G. Salamanna^{73a,73b}, J. E. Salazar Loyola^{146c}, P. H. Sales De Bruin¹⁷¹, D. Salihagic^{113,*}, A. Salnikov¹⁵², J. Salt¹⁷³, D. Salvatore^{41a,41b}, F. Salvatore¹⁵⁵, A. Salvucci^{62a,62b,62c}, A. Salzburger³⁶, J. Samarati³⁶, D. Sammel⁵¹, D. Sampsonidis¹⁶¹, D. Sampsonidou¹⁶¹, J. Sánchez¹⁷³, A. Sanchez Pineda^{65a,65c}, H. Sandaker¹³³, C. O. Sander⁴⁵, M. Sandhoff¹⁸¹, C. Sandoval²², D. P. C. Sankey¹⁴³, M. Sannino^{54a,54b}, Y. Sano¹¹⁵, A. Sansoni⁵⁰, C. Santoni³⁸, H. Santos^{139a}, A. Santra¹⁷³, A. Sapronov⁷⁸, J. G. Saraiva^{139a,139d}, O. Sasaki⁸⁰, K. Sato¹⁶⁸, E. Sauvan⁵, P. Savard^{166,av}, N. Savic¹¹³, R. Sawada¹⁶², C. Sawyer¹⁴³, L. Sawyer^{94,ak}, C. Sbarra^{23b}, A. Sbrizzi^{23a}, T. Scanlon⁹³, J. Schaarschmidt¹⁴⁷, P. Schacht¹¹³, B. M. Schachtner¹¹², D. Schaefer³⁷, L. Schaefer¹³⁶, J. Schaeffer⁹⁸, S. Schaepe³⁶, U. Schäfer⁹⁸, A. C. Schaffer¹³¹, D. Schaile¹¹², R. D. Schamberger¹⁵⁴, N. Scharmberg⁹⁹, V. A. Schegelsky¹³⁷, D. Scheirich¹⁴², F. Schenck¹⁹, M. Schernau¹⁷⁰, C. Schiavi^{54a,54b}, S. Schier¹⁴⁵, L. K. Schildgen²⁴, Z. M. Schillaci²⁶, E. J. Schioppa³⁶, M. Schioppa^{41a,41b}, K. E. Schleicher⁵¹, S. Schlenker³⁶, K. R. Schmidt-Sommerfeld¹¹³, K. Schmieden³⁶, C. Schmitt⁹⁸, S. Schmitt⁴⁵, S. Schmitz⁹⁸, J. C. Schmoeckel⁴⁵, U. Schnoor⁵¹, L. Schoeffel¹⁴⁴, A. Schoening^{60b}, E. Schopf¹³⁴, M. Schott⁹⁸, J. F. P. Schouwenberg¹¹⁷, J. Schovancova³⁶, S. Schramm⁵³, A. Schulte⁹⁸, H.-C. Schultz-Coulon^{60a}, M. Schumacher⁵¹, B. A. Schumm¹⁴⁵, Ph. Schune¹⁴⁴, A. Schwartzman¹⁵², T. A. Schwarz¹⁰⁴, Ph. Schwemling¹⁴⁴, R. Schwienhorst¹⁰⁵, A. Sciandra²⁴, G. Sciolla²⁶, M. Scornajenghi^{41a,41b}, F. Scuri^{70a}, F. Scutti¹⁰³, L. M. Scyboz¹¹³, C. D. Sebastiani^{71a,71b}, P. Seema¹⁹, S. C. Seidel¹¹⁶, A. Seiden¹⁴⁵, T. Seiss³⁷, J. M. Seixas^{79b}, G. Sekhniaidze^{68a}, K. Sekhon¹⁰⁴, S. J. Sekula⁴², N. Semprini-Cesari^{23a,23b}, S. Sen⁴⁸, S. Senkin³⁸, C. Serfon¹³³, L. Serin¹³¹, L. Serkin^{65a,65b}, M. Sessa^{59a}, H. Severini¹²⁷, T. Šfiligoj⁹⁰, F. Sforza¹⁶⁹, A. Sfyrla⁵³, E. Shabalina⁵², J. D. Shahinian¹⁴⁵, N. W. Shaikh^{44a,44b}, D. Shaked Renous¹⁷⁹, L. Y. Shan^{15a}, R. Shang¹⁷², J. T. Shank²⁵, M. Shapiro¹⁸, A. Sharma¹³⁴, A. S. Sharma¹, P. B. Shatalov¹²², K. Shaw¹⁵⁵, S. M. Shaw⁹⁹, A. Shcherbakova¹³⁷, Y. Shen¹²⁷, N. Sherafati³⁴, A. D. Sherman²⁵, P. Sherwood⁹³, L. Shi^{157,ar}, S. Shimizu⁸⁰, C. O. Shimmin¹⁸², Y. Shimogama¹⁷⁸, M. Shimojima¹¹⁴, I. P. J. Shipsey¹³⁴, S. Shirabe⁸⁶, M. Shiyakova^{78,ab}, J. Shlomi¹⁷⁹, A. Shmeleva¹⁰⁹, M. J. Shochet³⁷, J. Shojaii¹⁰³, D. R. Shope¹²⁷, S. Shrestha¹²⁵, E. Shulga¹¹⁰, P. Sicho¹⁴⁰, A. M. Sickles¹⁷², P. E. Sidebo¹⁵³, E. Sideras Haddad^{33c}, O. Sidiropoulou³⁶, A. Sidoti^{23a,23b}, F. Siegert⁴⁷, Dj. Sijacki¹⁶, J. Silva^{139a}, M. Jr. Silva¹⁸⁰, M. V. Silva Oliveira^{79a}, S. B. Silverstein^{44a}, S. Simion¹³¹, E. Simioni⁹⁸, M. Simon⁹⁸, R. Simoniello⁹⁸, P. Sinervo¹⁶⁶, N. B. Sinev¹³⁰, M. Sioli^{23a,23b}, I. Siral¹⁰⁴, S. Yu. Sivoklokov¹¹¹, J. Sjölin^{44a,44b}, P. Skubic¹²⁷, M. Slawinska⁸³, K. Sliwa¹⁶⁹, R. Slovak¹⁴², V. Smakhtin¹⁷⁹, B. H. Smart⁵, J. Smiesko^{28a}, N. Smirnov¹¹⁰, S. Yu. Smirnov¹¹⁰, Y. Smirnov¹¹⁰, L. N. Smirnova^{111,t}, O. Smirnova⁹⁵, J. W. Smith⁵², M. Smizanska⁸⁸, K. Smolek¹⁴¹, A. Smykiewicz⁸³, A. A. Snesarev¹⁰⁹, I. M. Snyder¹³⁰, S. Snyder²⁹, R. Sobie^{175,ad}, A. M. Soffa¹⁷⁰, A. Soffer¹⁶⁰, A. Sogaard⁴⁹, F. Sohns⁵², G. Sokhrannyi⁹⁰, C. A. Solans Sanchez³⁶, E. Yu. Soldatov¹¹⁰, U. Soldevila¹⁷³, A. A. Solodkov¹²¹, A. Soloshenko⁷⁸, O. V. Solovyanov¹²¹, V. Solovyeu¹³⁷, P. Sommer¹⁴⁸, H. Son¹⁶⁹, W. Song¹⁴³, W. Y. Song^{167b}, A. Sopczak¹⁴¹,

F. Sopkova^{28b}, C. L. Sotiropoulou^{70a,70b}, S. Sottocornola^{69a,69b}, R. Soualah^{65a,65c,h}, A. M. Soukharev^{120a,120b}, D. South⁴⁵, S. Spagnolo^{66a,66b}, M. Spalla¹¹³, M. Spangenberg¹⁷⁷, F. Spanò⁹², D. Sperlich¹⁹, T. M. Spieker^{60a}, R. Spighi^{23b}, G. Spigo³⁶, L. A. Spiller¹⁰³, D. P. Spiteri⁵⁶, M. Spousta¹⁴², A. Stabile^{67a,67b}, B. L. Stamas¹¹⁹, R. Stamen^{60a}, S. Stamm¹⁹, E. Stanecka⁸³, R. W. Stanek⁶, B. Stanislaus¹³⁴, M. M. Stanitzki⁴⁵, B. Stapf¹¹⁸, E. A. Starchenko¹²¹, G. H. Stark¹⁴⁵, J. Stark⁵⁷, S. H. Stark⁴⁰, P. Staroba¹⁴⁰, P. Starovoitov^{60a}, S. Stärz¹⁰², R. Staszewski⁸³, M. Stegler⁴⁵, P. Steinberg²⁹, B. Stelzer¹⁵¹, H. J. Stelzer³⁶, O. Stelzer-Chilton^{167a}, H. Stenzel⁵⁵, T. J. Stevenson¹⁵⁵, G. A. Stewart³⁶, M. C. Stockton³⁶, G. Stoicea^{27b}, P. Stolte⁵², S. Stonjek¹¹³, A. Straessner⁴⁷, J. Strandberg¹⁵³, S. Strandberg^{44a,44b}, M. Strauss¹²⁷, P. Strizenc^{28b}, R. Ströhmer¹⁷⁶, D. M. Strom¹³⁰, R. Stroynowski⁴², A. Strubig⁴⁹, S. A. Stucci²⁹, B. Stugu¹⁷, J. Stupak¹²⁷, N. A. Styles⁴⁵, D. Su¹⁵², S. Suchek^{60a}, Y. Sugaya¹³², V. V. Sulin¹⁰⁹, M. J. Sullivan⁸⁹, D. M. S. Sultan⁵³, S. Sultansoy^{4c}, T. Sumida⁸⁴, S. Sun¹⁰⁴, X. Sun³, K. Suruliz¹⁵⁵, C. J. E. Suster¹⁵⁶, M. R. Sutton¹⁵⁵, S. Suzuki⁸⁰, M. Svatos¹⁴⁰, M. Swiatlowski³⁷, S. P. Swift², A. Sydorenko⁹⁸, I. Sykora^{28a}, M. Sykora¹⁴², T. Sykora¹⁴², D. Ta⁹⁸, K. Tackmann^{45,z}, J. Taenzer¹⁶⁰, A. Taffard¹⁷⁰, R. Tafirout^{167a}, E. Tahirovic⁹¹, N. Taiblum¹⁶⁰, H. Takai²⁹, R. Takashima⁸⁵, K. Takeda⁸¹, T. Takeshita¹⁴⁹, Y. Takubo⁸⁰, M. Talby¹⁰⁰, A. A. Talyshev^{120a,120b}, J. Tanaka¹⁶², M. Tanaka¹⁶⁴, R. Tanaka¹³¹, B. B. Tannenwald¹²⁵, S. Tapia Araya¹⁷², S. Tapprogge⁹⁸, A. Tarek Abouelfadl Mohamed¹³⁵, S. Tarem¹⁵⁹, G. Tarna^{27b,d}, G. F. Tartarelli^{67a}, P. Tas¹⁴², M. Tasevsky¹⁴⁰, T. Tashiro⁸⁴, E. Tassi^{41a,41b}, A. Tavares Delgado^{139a,139b}, Y. Tayalati^{35c}, A. J. Taylor⁴⁹, G. N. Taylor¹⁰³, P. T. E. Taylor¹⁰³, W. Taylor^{167b}, A. S. Tee⁸⁸, R. Teixeira De Lima¹⁵², P. Teixeira-Dias⁹², H. Ten Kate³⁶, J. J. Teoh¹¹⁸, S. Terada⁸⁰, K. Terashi¹⁶², J. Terron⁹⁷, S. Terzo¹⁴, M. Testa⁵⁰, R. J. Teuscher^{166,ad}, S. J. Thais¹⁸², T. Theveneaux-Pelzer⁴⁵, F. Thiele⁴⁰, D. W. Thomas⁹², J. P. Thomas²¹, A. S. Thompson⁵⁶, P. D. Thompson²¹, L. A. Thomsen¹⁸², E. Thomson¹³⁶, Y. Tian³⁹, R. E. Ticse Torres⁵², V. O. Tikhomirov^{109,ao}, Yu. A. Tikhonov^{120a,120b}, S. Timoshenko¹¹⁰, P. Tipton¹⁸², S. Tisserant¹⁰⁰, K. Todome¹⁶⁴, S. Todorova-Nova⁵, S. Todt⁴⁷, J. Tojo⁸⁶, S. Tokár^{28a}, K. Tokushuku⁸⁰, E. Tolley¹²⁵, K. G. Tomiwa^{33c}, M. Tomoto¹¹⁵, L. Tompkins^{152,q}, B. Tong⁵⁸, P. Tornambe⁵¹, E. Torrence¹³⁰, H. Torres⁴⁷, E. Torró Pastor¹⁴⁷, C. Toscirri¹³⁴, J. Toth^{100,ac}, D. R. Tovey¹⁴⁸, C. J. Treado¹²³, T. Trefzger¹⁷⁶, F. Tresoldi¹⁵⁵, A. Tricoli²⁹, I. M. Trigger^{167a}, S. Trincaz-Duvoid¹³⁵, W. Trischuk¹⁶⁶, B. Trocme⁵⁷, A. Trofymov¹³¹, C. Troncon^{67a}, M. Trovatelli¹⁷⁵, F. Trovato¹⁵⁵, L. Truong^{33b}, M. Trzebinski⁸³, A. Trzupek⁸³, F. Tsai⁴⁵, J. C.-L. Tseng¹³⁴, P. V. Tsiarshka^{106,ai}, A. Tsigotis¹⁶¹, N. Tsirintanis⁹, V. Tsiskaridze¹⁵⁴, E. G. Tskhadadze^{158a}, I. I. Tsukerman¹²², V. Tsulaia¹⁸, S. Tsuno⁸⁰, D. Tsybychev¹⁵⁴, Y. Tu^{62b}, A. Tudorache^{27b}, V. Tudorache^{27b}, T. T. Tulbure^{27a}, A. N. Tuna⁵⁸, S. Turchikhin⁷⁸, D. Turgeman¹⁷⁹, I. Turk Cakir^{4b,u}, R. J. Turner²¹, R. T. Turra^{67a}, P. M. Tuts³⁹, S. Tzamarias¹⁶¹, E. Tzovara⁹⁸, G. Ucchielli⁴⁶, I. Ueda⁸⁰, M. Ughetto^{44a,44b}, F. Ukegawa¹⁶⁸, G. Unal³⁶, A. Undrus²⁹, G. Unel¹⁷⁰, F. C. Ungaro¹⁰³, Y. Unno⁸⁰, K. Uno¹⁶², J. Urban^{28b}, P. Urquijo¹⁰³, G. Usai⁸, J. Usui⁸⁰, L. Vacavant¹⁰⁰, V. Vacek¹⁴¹, B. Vachon¹⁰², K. O. H. Vadla¹³³, A. Vaidya⁹³, C. Valderanis¹¹², E. Valdes Santurio^{44a,44b}, M. Valente⁵³, S. Valentinetti^{23a,23b}, A. Valero¹⁷³, L. Valéry⁴⁵, R. A. Vallance²¹, A. Vallier⁵, J. A. Valls Ferrer¹⁷³, T. R. Van Daalen¹⁴, P. Van Gemmeren⁶, I. Van Vulpen¹¹⁸, M. Vanadia^{72a,72b}, W. Vandelli³⁶, A. Vaniachine¹⁶⁵, R. Vari^{71a}, E. W. Varnes⁷, C. Varni^{54a,54b}, T. Varol⁴², D. Varouchas¹³¹, K. E. Varvell¹⁵⁶, G. A. Vasquez^{146c}, J. G. Vasquez¹⁸², F. Vazeille³⁸, D. Vazquez Furelos¹⁴, T. Vazquez Schroeder³⁶, J. Veatch⁵², V. Vecchio^{73a,73b}, L. M. Veloce¹⁶⁶, F. Veloso^{139a,139c}, S. Veneziano^{71a}, A. Ventura^{66a,66b}, N. Venturi³⁶, A. Verbytskyi¹¹³, V. Vercesi^{69a}, M. Verducci^{73a,73b}, C. M. Vergel Infante⁷⁷, C. Vergis²⁴, W. Verkerke¹¹⁸, A. T. Vermeulen¹¹⁸, J. C. Vermeulen¹¹⁸, M. C. Vetterli^{151,av}, N. Viaux Maira^{146c}, M. Vicente Barreto Pinto⁵³, I. Vichou^{172,*}, T. Vickey¹⁴⁸, O. E. Vickey Boeriu¹⁴⁸, G. H. A. Viehhauser¹³⁴, L. Vigani¹³⁴, M. Villa^{23a,23b}, M. Villaplana Perez^{67a,67b}, E. Vilucchi⁵⁰, M. G. Vincker³⁴, V. B. Vinogradov⁷⁸, A. Vishwakarma⁴⁵, C. Vittori^{23a,23b}, I. Vivarelli¹⁵⁵, M. Vogel¹⁸¹, P. Vokac¹⁴¹, G. Volpi¹⁴, S. E. von Buddenbrock^{33c}, E. Von Toerne²⁴, V. Vorobel¹⁴², K. Vorobev¹¹⁰, M. Vos¹⁷³, J. H. Vosseveld⁸⁹, N. Vranjes¹⁶, M. Vranjes Milosavljevic¹⁶, V. Vrba¹⁴¹, M. Vreeswijk¹¹⁸, R. Vuillermet³⁶, I. Vukotic³⁷, P. Wagner²⁴, W. Wagner¹⁸¹, J. Wagner-Kuhr¹¹², H. Wahlberg⁸⁷, S. Wahrenand⁴⁷, K. Wakamiya⁸¹, V. M. Walbrecht¹¹³, J. Walder⁸⁸, R. Walker¹¹², S. D. Walker⁹², W. Walkowiak¹⁵⁰, V. Wallangen^{44a,44b}, A. M. Wang⁵⁸, C. Wang^{59b}, F. Wang¹⁸⁰, H. Wang¹⁸, H. Wang³, J. Wang¹⁵⁶, J. Wang^{60b}, P. Wang⁴², Q. Wang¹²⁷, R.-J. Wang¹³⁵, R. Wang^{59a}, R. Wang⁶, S. M. Wang¹⁵⁷, W. T. Wang^{59a}, W. Wang^{15c,ae}, W. X. Wang^{59a,ae}, Y. Wang^{59a,al}, Z. Wang^{59c}, C. Wanotayaroj⁴⁵, A. Warburton¹⁰², C. P. Ward³², D. R. Wardrop⁹³, A. Washbrook⁴⁹, A. T. Watson²¹, M. F. Watson²¹, G. Watts¹⁴⁷, B. M. Waugh⁹³, A. F. Webb¹¹, S. Webb⁹⁸, C. Weber¹⁸², M. S. Weber²⁰, S. A. Weber³⁴, S. M. Weber^{60a}, A. R. Weidberg¹³⁴, J. Weingarten⁴⁶, M. Weirich⁹⁸, C. Weiser⁵¹, P. S. Wells³⁶, T. Wenaus²⁹, T. Wengler³⁶, S. Wenig³⁶, N. Vermes²⁴, M. D. Werner⁷⁷, P. Werner³⁶, M. Wessels^{60a}, T. D. Weston²⁰, K. Whalen¹³⁰, N. L. Whallon¹⁴⁷, A. M. Wharton⁸⁸, A. S. White¹⁰⁴, A. White⁸, M. J. White¹, R. White^{146c}, D. Whiteson¹⁷⁰, B. W. Whitmore⁸⁸, F. J. Wickens¹⁴³, W. Wiedenmann¹⁸⁰, M. Wieler¹⁴³, C. Wiglesworth⁴⁰, L. A. M. Wiik-Fuchs⁵¹, F. Wilk⁹⁹, H. G. Wilkens³⁶, L. J. Wilkins⁹², H. H. Williams¹³⁶, S. Williams³², C. Willis¹⁰⁵, S. Willocq¹⁰¹, J. A. Wilson²¹, I. Wingerter-Seetz⁵, E. Winkels¹⁵⁵, F. Winklmeier¹³⁰, O. J. Winston¹⁵⁵, B. T. Winter⁵¹, M. Wittgen¹⁵², M. Wobisch⁹⁴, A. Wolf⁹⁸, T. M. H. Wolf¹¹⁸, R. Wolff¹⁰⁰, J. Wollrath⁵¹, M. W. Wolter⁸³, H. Wolters^{139a,139c}, V. W. S. Wong¹⁷⁴

N. L. Woods¹⁴⁵, S. D. Worm²¹, B. K. Wosiek⁸³, K. W. Woźniak⁸³, K. Wraight⁵⁶, S. L. Wu¹⁸⁰, X. Wu⁵³, Y. Wu^{59a}, T. R. Wyatt⁹⁹, B. M. Wynne⁴⁹, S. Xella⁴⁰, Z. Xi¹⁰⁴, L. Xia¹⁷⁷, D. Xu^{15a}, H. Xu^{59a,d}, L. Xu²⁹, T. Xu¹⁴⁴, W. Xu¹⁰⁴, Z. Xu¹⁵², B. Yabsley¹⁵⁶, S. Yacoob^{33a}, K. Yajima¹³², D. P. Yallup⁹³, D. Yamaguchi¹⁶⁴, Y. Yamaguchi¹⁶⁴, A. Yamamoto⁸⁰, T. Yamanaka¹⁶², F. Yamane⁸¹, M. Yamatani¹⁶², T. Yamazaki¹⁶², Y. Yamazaki⁸¹, Z. Yan²⁵, H. J. Yang^{59c,59d}, H. T. Yang¹⁸, S. Yang⁷⁶, Y. Yang¹⁶², Z. Yang¹⁷, W.-M. Yao¹⁸, Y. C. Yap⁴⁵, Y. Yasu⁸⁰, E. Yatsenko^{59c,59d}, J. Ye⁴², S. Ye²⁹, I. Yeletsikh⁷⁸, E. Yigitbasi²⁵, E. Yildirim⁹⁸, K. Yorita¹⁷⁸, K. Yoshihara¹³⁶, C. J. S. Young³⁶, C. Young¹⁵², J. Yu⁷⁷, X. Yue^{60a}, S. P. Y. Yuen²⁴, B. Zabinski⁸³, G. Zacharis¹⁰, E. Zaffaroni⁵³, R. Zaidan¹⁴, A. M. Zaitsev^{121,an}, T. Zakareishvili^{158b}, N. Zakharchuk³⁴, S. Zambito⁵⁸, D. Zanzi³⁶, D. R. Zaripovas⁵⁶, S. V. Zeißner⁴⁶, C. Zeitnitz¹⁸¹, G. Zemaityte¹³⁴, J. C. Zeng¹⁷², O. Zenin¹²¹, T. Ženiš^{28a}, D. Zerwas¹³¹, M. Zgubič¹³⁴, D. F. Zhang^{15b}, F. Zhang¹⁸⁰, G. Zhang^{59a}, G. Zhang^{15b}, H. Zhang^{15c}, J. Zhang⁶, L. Zhang^{15c}, L. Zhang^{59a}, M. Zhang¹⁷², R. Zhang^{59a}, R. Zhang²⁴, X. Zhang^{59b}, Y. Zhang^{15a,15d}, Z. Zhang¹³¹, P. Zhao⁴⁸, Y. Zhao^{59b}, Z. Zhao^{59a}, A. Zhemchugov⁷⁸, Z. Zheng¹⁰⁴, D. Zhong¹⁷², B. Zhou¹⁰⁴, C. Zhou¹⁸⁰, M. S. Zhou^{15a,15d}, M. Zhou¹⁵⁴, N. Zhou^{59c}, Y. Zhou⁷, C. G. Zhu^{59b}, H. L. Zhu^{59a}, H. Zhu^{15a}, J. Zhu¹⁰⁴, Y. Zhu^{59a}, X. Zhuang^{15a}, K. Zhukov¹⁰⁹, V. Zhulanov^{120a,120b}, A. Zibell¹⁷⁶, D. Zieminska⁶⁴, N. I. Zimine⁷⁸, S. Zimmermann⁵¹, Z. Zinonos¹¹³, M. Ziolkowski¹⁵⁰, L. Živković¹⁶, G. Zobernig¹⁸⁰, A. Zoccoli^{23a,23b}, K. Zoch⁵², T. G. Zorbas¹⁴⁸, R. Zou³⁷, L. Zwalinski³⁶

¹ Department of Physics, University of Adelaide, Adelaide, Australia

² Physics Department, SUNY Albany, Albany, NY, USA

³ Department of Physics, University of Alberta, Edmonton, AB, Canada

⁴ (a) Department of Physics, Ankara University, Ankara, Turkey; (b) Istanbul Aydin University, Istanbul, Turkey; (c) Division of Physics, TOBB University of Economics and Technology, Ankara, Turkey

⁵ LAPP, Université Grenoble Alpes, Université Savoie Mont Blanc, CNRS/IN2P3, Annecy, France

⁶ High Energy Physics Division, Argonne National Laboratory, Argonne, IL, USA

⁷ Department of Physics, University of Arizona, Tucson, AZ, USA

⁸ Department of Physics, University of Texas at Arlington, Arlington, TX, USA

⁹ Physics Department, National and Kapodistrian University of Athens, Athens, Greece

¹⁰ Physics Department, National Technical University of Athens, Zografou, Greece

¹¹ Department of Physics, University of Texas at Austin, Austin, TX, USA

¹² (a) Faculty of Engineering and Natural Sciences, Bahcesehir University, Istanbul, Turkey; (b) Faculty of Engineering and Natural Sciences, Istanbul Bilgi University, Istanbul, Turkey; (c) Department of Physics, Bogazici University, Istanbul, Turkey; (d) Department of Physics Engineering, Gaziantep University, Gaziantep, Turkey

¹³ Institute of Physics, Azerbaijan Academy of Sciences, Baku, Azerbaijan

¹⁴ Institut de Física d'Altes Energies (IFAE), Barcelona Institute of Science and Technology, Barcelona, Spain

¹⁵ (a) Institute of High Energy Physics, Chinese Academy of Sciences, Beijing, China; (b) Physics Department, Tsinghua University, Beijing, China; (c) Department of Physics, Nanjing University, Nanjing, China; (d) University of Chinese Academy of Science (UCAS), Beijing, China

¹⁶ Institute of Physics, University of Belgrade, Belgrade, Serbia

¹⁷ Department for Physics and Technology, University of Bergen, Bergen, Norway

¹⁸ Physics Division, Lawrence Berkeley National Laboratory and University of California, Berkeley, CA, USA

¹⁹ Institut für Physik, Humboldt Universität zu Berlin, Berlin, Germany

²⁰ Albert Einstein Center for Fundamental Physics and Laboratory for High Energy Physics, University of Bern, Bern, Switzerland

²¹ School of Physics and Astronomy, University of Birmingham, Birmingham, UK

²² Facultad de Ciencias y Centro de Investigaciones, Universidad Antonio Nariño, Bogotá, Colombia

²³ (a) Dipartimento di Fisica, INFN Bologna and Università di Bologna, Bologna, Italy; (b) INFN Sezione di Bologna, Bologna, Italy

²⁴ Physikalisches Institut, Universität Bonn, Bonn, Germany

²⁵ Department of Physics, Boston University, Boston, MA, USA

²⁶ Department of Physics, Brandeis University, Waltham, MA, USA

²⁷ (a) Transilvania University of Brasov, Brasov, Romania; (b) Horia Hulubei National Institute of Physics and Nuclear Engineering, Bucharest, Romania; (c) Department of Physics, Alexandru Ioan Cuza University of Iasi, Iasi,

- Romania; ^(d)Physics Department, National Institute for Research and Development of Isotopic and Molecular Technologies, Cluj-Napoca, Romania; ^(e)University Politehnica Bucharest, Bucharest, Romania; ^(f)West University in Timisoara, Timisoara, Romania
- 28 ^(a)Faculty of Mathematics, Physics and Informatics, Comenius University, Bratislava, Slovakia; ^(b)Department of Subnuclear Physics, Institute of Experimental Physics of the Slovak Academy of Sciences, Kosice, Slovak Republic
- 29 Physics Department, Brookhaven National Laboratory, Upton, NY, USA
- 30 Departamento de Física, Universidad de Buenos Aires, Buenos Aires, Argentina
- 31 California State University, Long Beach, CA, USA
- 32 Cavendish Laboratory, University of Cambridge, Cambridge, UK
- 33 ^(a)Department of Physics, University of Cape Town, Cape Town, South Africa; ^(b)Department of Mechanical Engineering Science, University of Johannesburg, Johannesburg, South Africa; ^(c)School of Physics, University of the Witwatersrand, Johannesburg, South Africa
- 34 Department of Physics, Carleton University, Ottawa, ON, Canada
- 35 ^(a)Faculté des Sciences Ain Chock, Réseau Universitaire de Physique des Hautes Energies-Université Hassan II, Casablanca, Morocco; ^(b)Faculté des Sciences, Université Ibn-Tofail, Kenitra, Morocco; ^(c)Faculté des Sciences Semlalia, Université Cadi Ayyad, LPHEA, Marrakech, Morocco; ^(d)Faculté des Sciences, Université Mohamed Premier and LPTPM, Oujda, Morocco; ^(e)Faculté des sciences, Université Mohammed V, Rabat, Morocco
- 36 CERN, Geneva, Switzerland
- 37 Enrico Fermi Institute, University of Chicago, Chicago, IL, USA
- 38 LPC, Université Clermont Auvergne, CNRS/IN2P3, Clermont-Ferrand, France
- 39 Nevis Laboratory, Columbia University, Irvington, NY, USA
- 40 Niels Bohr Institute, University of Copenhagen, Copenhagen, Denmark
- 41 ^(a)Dipartimento di Fisica, Università della Calabria, Rende, Italy; ^(b)Laboratori Nazionali di Frascati, INFN Gruppo Collegato di Cosenza, Rende, Italy
- 42 Physics Department, Southern Methodist University, Dallas, TX, USA
- 43 Physics Department, University of Texas at Dallas, Richardson, TX, USA
- 44 ^(a)Department of Physics, Stockholm University, Stockholm, Sweden; ^(b)Oskar Klein Centre, Stockholm, Sweden
- 45 Deutsches Elektronen-Synchrotron DESY, Hamburg and Zeuthen, Germany
- 46 Lehrstuhl für Experimentelle Physik IV, Technische Universität Dortmund, Dortmund, Germany
- 47 Institut für Kern- und Teilchenphysik, Technische Universität Dresden, Dresden, Germany
- 48 Department of Physics, Duke University, Durham, NC, USA
- 49 SUPA-School of Physics and Astronomy, University of Edinburgh, Edinburgh, UK
- 50 INFN e Laboratori Nazionali di Frascati, Frascati, Italy
- 51 Physikalisches Institut, Albert-Ludwigs-Universität Freiburg, Freiburg, Germany
- 52 II. Physikalisches Institut, Georg-August-Universität Göttingen, Göttingen, Germany
- 53 Département de Physique Nucléaire et Corpusculaire, Université de Genève, Geneva, Switzerland
- 54 ^(a)Dipartimento di Fisica, Università di Genova, Genoa, Italy; ^(b)INFN Sezione di Genova, Genoa, Italy
- 55 II. Physikalisches Institut, Justus-Liebig-Universität Giessen, Giessen, Germany
- 56 SUPA-School of Physics and Astronomy, University of Glasgow, Glasgow, UK
- 57 LPSC, Université Grenoble Alpes, CNRS/IN2P3, Grenoble INP, Grenoble, France
- 58 Laboratory for Particle Physics and Cosmology, Harvard University, Cambridge, MA, USA
- 59 ^(a)Department of Modern Physics and State Key Laboratory of Particle Detection and Electronics, University of Science and Technology of China, Hefei, China; ^(b)Institute of Frontier and Interdisciplinary Science and Key Laboratory of Particle Physics and Particle Irradiation (MOE), Shandong University, Qingdao, China; ^(c)School of Physics and Astronomy, Shanghai Jiao Tong University, KLPPAC-MoE, SKLPPC, Shanghai, China; ^(d)Tsung-Dao Lee Institute, Shanghai, China
- 60 ^(a)Kirchhoff-Institut für Physik, Ruprecht-Karls-Universität Heidelberg, Heidelberg, Germany; ^(b)Physikalisches Institut, Ruprecht-Karls-Universität Heidelberg, Heidelberg, Germany
- 61 Faculty of Applied Information Science, Hiroshima Institute of Technology, Hiroshima, Japan
- 62 ^(a)Department of Physics, Chinese University of Hong Kong, Shatin, N.T., Hong Kong; ^(b)Department of Physics, University of Hong Kong, Pok Fu Lam, Hong Kong; ^(c)Department of Physics and Institute for Advanced Study, , Hong Kong University of Science and Technology, Clear Water Bay, Kowloon, Hong Kong
- 63 Department of Physics, National Tsing Hua University, Hsinchu, Taiwan

- ⁶⁴ Department of Physics, Indiana University, Bloomington, IN, USA
- ⁶⁵ ^(a)INFN Gruppo Collegato di Udine, Sezione di Trieste, Udine, Italy; ^(b)ICTP, Trieste, Italy; ^(c)Dipartimento Politecnico di Ingegneria e Architettura, Università di Udine, Udine, Italy
- ⁶⁶ ^(a)INFN Sezione di Lecce, Zona Monte, Italy; ^(b)Dipartimento di Matematica e Fisica, Università del Salento, Lecce, Italy
- ⁶⁷ ^(a)INFN Sezione di Milano, Milan, Italy; ^(b)Dipartimento di Fisica, Università di Milano, Milan, Italy
- ⁶⁸ ^(a)INFN Sezione di Napoli, Naples, Italy; ^(b)Dipartimento di Fisica, Università di Napoli, Naples, Italy
- ⁶⁹ ^(a)INFN Sezione di Pavia, Pavia, Italy; ^(b)Dipartimento di Fisica, Università di Pavia, Pavia, Italy
- ⁷⁰ ^(a)INFN Sezione di Pisa, Pisa, Italy; ^(b)Dipartimento di Fisica E. Fermi, Università di Pisa, Pisa, Italy
- ⁷¹ ^(a)INFN Sezione di Roma, Rome, Italy; ^(b)Dipartimento di Fisica, Sapienza Università di Roma, Rome, Italy
- ⁷² ^(a)INFN Sezione di Roma Tor Vergata, Rome, Italy; ^(b)Dipartimento di Fisica, Università di Roma Tor Vergata, Rome, Italy
- ⁷³ ^(a)INFN Sezione di Roma Tre, Rome, Italy; ^(b)Dipartimento di Matematica e Fisica, Università Roma Tre, Rome, Italy
- ⁷⁴ ^(a)INFN-TIFPA, Povo, Italy; ^(b)Università degli Studi di Trento, Trento, Italy
- ⁷⁵ Institut für Astro- und Teilchenphysik, Leopold-Franzens-Universität, Innsbruck, Austria
- ⁷⁶ University of Iowa, Iowa City, IA, USA
- ⁷⁷ Department of Physics and Astronomy, Iowa State University, Ames, IA, USA
- ⁷⁸ Joint Institute for Nuclear Research, Dubna, Russia
- ⁷⁹ ^(a)Departamento de Engenharia Elétrica, Universidade Federal de Juiz de Fora (UFJF), Juiz de Fora, Brazil; ^(b)Universidade Federal do Rio De Janeiro COPPE/EE/IF, Rio de Janeiro, Brazil; ^(c)Universidade Federal de São João del Rei (UFSJ), São João del Rei, Brazil; ^(d)Instituto de Física, Universidade de São Paulo, São Paulo, Brazil
- ⁸⁰ KEK, High Energy Accelerator Research Organization, Tsukuba, Japan
- ⁸¹ Graduate School of Science, Kobe University, Kobe, Japan
- ⁸² ^(a)Faculty of Physics and Applied Computer Science, AGH University of Science and Technology, Krakow, Poland; ^(b)Marian Smoluchowski Institute of Physics, Jagiellonian University, Krakow, Poland
- ⁸³ Institute of Nuclear Physics Polish Academy of Sciences, Krakow, Poland
- ⁸⁴ Faculty of Science, Kyoto University, Kyoto, Japan
- ⁸⁵ Kyoto University of Education, Kyoto, Japan
- ⁸⁶ Research Center for Advanced Particle Physics and Department of Physics, Kyushu University, Fukuoka, Japan
- ⁸⁷ Instituto de Física La Plata, Universidad Nacional de La Plata and CONICET, La Plata, Argentina
- ⁸⁸ Physics Department, Lancaster University, Lancaster, UK
- ⁸⁹ Oliver Lodge Laboratory, University of Liverpool, Liverpool, UK
- ⁹⁰ Department of Experimental Particle Physics, Jožef Stefan Institute and Department of Physics, University of Ljubljana, Ljubljana, Slovenia
- ⁹¹ School of Physics and Astronomy, Queen Mary University of London, London, UK
- ⁹² Department of Physics, Royal Holloway University of London, Egham, UK
- ⁹³ Department of Physics and Astronomy, University College London, London, UK
- ⁹⁴ Louisiana Tech University, Ruston, LA, USA
- ⁹⁵ Fysiska institutionen, Lunds universitet, Lund, Sweden
- ⁹⁶ Centre de Calcul de l'Institut National de Physique Nucléaire et de Physique des Particules (IN2P3), Villeurbanne, France
- ⁹⁷ Departamento de Física Teórica C-15 and CIAFF, Universidad Autónoma de Madrid, Madrid, Spain
- ⁹⁸ Institut für Physik, Universität Mainz, Mainz, Germany
- ⁹⁹ School of Physics and Astronomy, University of Manchester, Manchester, UK
- ¹⁰⁰ CPPM, Aix-Marseille Université, CNRS/IN2P3, Marseille, France
- ¹⁰¹ Department of Physics, University of Massachusetts, Amherst, MA, USA
- ¹⁰² Department of Physics, McGill University, Montreal, QC, Canada
- ¹⁰³ School of Physics, University of Melbourne, Melbourne, VIC, Australia
- ¹⁰⁴ Department of Physics, University of Michigan, Ann Arbor, MI, USA
- ¹⁰⁵ Department of Physics and Astronomy, Michigan State University, East Lansing, MI, USA
- ¹⁰⁶ B.I. Stepanov Institute of Physics, National Academy of Sciences of Belarus, Minsk, Belarus
- ¹⁰⁷ Research Institute for Nuclear Problems of Byelorussian State University, Minsk, Belarus
- ¹⁰⁸ Group of Particle Physics, University of Montreal, Montreal, QC, Canada

- 109 P.N. Lebedev Physical Institute of the Russian Academy of Sciences, Moscow, Russia
- 110 National Research Nuclear University MEPhI, Moscow, Russia
- 111 D.V. Skobeltsyn Institute of Nuclear Physics, M.V. Lomonosov Moscow State University, Moscow, Russia
- 112 Fakultät für Physik, Ludwig-Maximilians-Universität München, Munich, Germany
- 113 Max-Planck-Institut für Physik (Werner-Heisenberg-Institut), Munich, Germany
- 114 Nagasaki Institute of Applied Science, Nagasaki, Japan
- 115 Graduate School of Science and Kobayashi-Maskawa Institute, Nagoya University, Nagoya, Japan
- 116 Department of Physics and Astronomy, University of New Mexico, Albuquerque, NM, USA
- 117 Institute for Mathematics, Astrophysics and Particle Physics, Radboud University Nijmegen/Nikhef, Nijmegen, The Netherlands
- 118 Nikhef National Institute for Subatomic Physics and University of Amsterdam, Amsterdam, The Netherlands
- 119 Department of Physics, Northern Illinois University, De Kalb, IL, USA
- 120 ^(a)Budker Institute of Nuclear Physics and NSU, SB RAS, Novosibirsk, Russia; ^(b)Novosibirsk State University Novosibirsk, Novosibirsk, Russia
- 121 Institute for High Energy Physics of the National Research Centre Kurchatov Institute, Protvino, Russia
- 122 Institute for Theoretical and Experimental Physics named by A.I. Alikhanov of National Research Centre “Kurchatov Institute”, Moscow, Russia
- 123 Department of Physics, New York University, New York, NY, USA
- 124 Ochanomizu University, Otsuka, Bunkyo-ku, Tokyo, Japan
- 125 Ohio State University, Columbus, OH, USA
- 126 Faculty of Science, Okayama University, Okayama, Japan
- 127 Homer L. Dodge Department of Physics and Astronomy, University of Oklahoma, Norman, OK, USA
- 128 Department of Physics, Oklahoma State University, Stillwater, OK, USA
- 129 Palacký University, RCPTM, Joint Laboratory of Optics, Olomouc, Czech Republic
- 130 Center for High Energy Physics, University of Oregon, Eugene, OR, USA
- 131 LAL, Université Paris-Sud, CNRS/IN2P3, Université Paris-Saclay, Orsay, France
- 132 Graduate School of Science, Osaka University, Osaka, Japan
- 133 Department of Physics, University of Oslo, Oslo, Norway
- 134 Department of Physics, Oxford University, Oxford, UK
- 135 LPNHE, Sorbonne Université, Université de Paris, CNRS/IN2P3, Paris, France
- 136 Department of Physics, University of Pennsylvania, Philadelphia, PA, USA
- 137 Konstantinov Nuclear Physics Institute of National Research Centre “Kurchatov Institute”, PNPI, St. Petersburg, Russia
- 138 Department of Physics and Astronomy, University of Pittsburgh, Pittsburgh, PA, USA
- 139 ^(a)Laboratório de Instrumentação e Física Experimental de Partículas-LIP, Lisbon, Italy; ^(b)Departamento de Física, Faculdade de Ciências, Universidade de Lisboa, Lisbon, Italy; ^(c)Departamento de Física, Universidade de Coimbra, Coimbra, Portugal; ^(d)Centro de Física Nuclear da Universidade de Lisboa, Lisbon, Portugal; ^(e)Departamento de Física, Universidade do Minho, Braga, Portugal; ^(f)Departamento de Física Teórica y del Cosmos, Universidad de Granada, Granada, Spain; ^(g)Dep Física and CEFITEC of Faculdade de Ciências e Tecnologia, Universidade Nova de Lisboa, Caparica, Portugal; ^(h)Instituto Superior Técnico, Universidade de Lisboa, Lisbon, Portugal
- 140 Institute of Physics of the Czech Academy of Sciences, Prague, Czech Republic
- 141 Czech Technical University in Prague, Prague, Czech Republic
- 142 Charles University, Faculty of Mathematics and Physics, Prague, Czech Republic
- 143 Particle Physics Department, Rutherford Appleton Laboratory, Didcot, UK
- 144 IRFU, CEA, Université Paris-Saclay, Gif-sur-Yvette, France
- 145 Santa Cruz Institute for Particle Physics, University of California Santa Cruz, Santa Cruz, CA, USA
- 146 ^(a)Departamento de Física, Pontificia Universidad Católica de Chile, Santiago, Chile; ^(b)Universidad Andres Bello, Department of Physics, Santiago, Chile; ^(c)Departamento de Física, Universidad Técnica Federico Santa María, Valparaíso, Chile
- 147 Department of Physics, University of Washington, Seattle, WA, USA
- 148 Department of Physics and Astronomy, University of Sheffield, Sheffield, UK
- 149 Department of Physics, Shinshu University, Nagano, Japan
- 150 Department Physik, Universität Siegen, Siegen, Germany
- 151 Department of Physics, Simon Fraser University, Burnaby, BC, Canada

- 152 SLAC National Accelerator Laboratory, Stanford, CA, USA
- 153 Physics Department, Royal Institute of Technology, Stockholm, Sweden
- 154 Departments of Physics and Astronomy, Stony Brook University, Stony Brook, NY, USA
- 155 Department of Physics and Astronomy, University of Sussex, Brighton, UK
- 156 School of Physics, University of Sydney, Sydney, Australia
- 157 Institute of Physics, Academia Sinica, Taipei, Taiwan
- 158 ^(a)E. Andronikashvili Institute of Physics, Iv. Javakishvili Tbilisi State University, Tbilisi, Georgia; ^(b)High Energy Physics Institute, Tbilisi State University, Tbilisi, Georgia
- 159 Department of Physics, Technion, Israel Institute of Technology, Haifa, Israel
- 160 Raymond and Beverly Sackler School of Physics and Astronomy, Tel Aviv University, Tel Aviv, Israel
- 161 Department of Physics, Aristotle University of Thessaloniki, Thessaloniki, Greece
- 162 International Center for Elementary Particle Physics and Department of Physics, University of Tokyo, Tokyo, Japan
- 163 Graduate School of Science and Technology, Tokyo Metropolitan University, Tokyo, Japan
- 164 Department of Physics, Tokyo Institute of Technology, Tokyo, Japan
- 165 Tomsk State University, Tomsk, Russia
- 166 Department of Physics, University of Toronto, Toronto, ON, Canada
- 167 ^(a)TRIUMF, Vancouver, BC, Canada; ^(b)Department of Physics and Astronomy, York University, Toronto, ON, Canada
- 168 Division of Physics and Tomonaga Center for the History of the Universe, Faculty of Pure and Applied Sciences, University of Tsukuba, Tsukuba, Japan
- 169 Department of Physics and Astronomy, Tufts University, Medford, MA, USA
- 170 Department of Physics and Astronomy, University of California Irvine, Irvine, CA, USA
- 171 Department of Physics and Astronomy, University of Uppsala, Uppsala, Sweden
- 172 Department of Physics, University of Illinois, Urbana, IL, USA
- 173 Instituto de Física Corpuscular (IFIC), Centro Mixto Universidad de Valencia - CSIC, Valencia, Spain
- 174 Department of Physics, University of British Columbia, Vancouver, BC, Canada
- 175 Department of Physics and Astronomy, University of Victoria, Victoria, BC, Canada
- 176 Fakultät für Physik und Astronomie, Julius-Maximilians-Universität Würzburg, Würzburg, Germany
- 177 Department of Physics, University of Warwick, Coventry, UK
- 178 Waseda University, Tokyo, Japan
- 179 Department of Particle Physics, Weizmann Institute of Science, Rehovot, Israel
- 180 Department of Physics, University of Wisconsin, Madison, WI, USA
- 181 Fakultät für Mathematik und Naturwissenschaften, Fachgruppe Physik, Bergische Universität Wuppertal, Wuppertal, Germany
- 182 Department of Physics, Yale University, New Haven, CT, USA
- 183 Yerevan Physics Institute, Yerevan, Armenia
- ^a Also at Borough of Manhattan Community College, City University of New York, New York NY, USA
- ^b Also at Centre for High Performance Computing, CSIR Campus, Rosebank, Cape Town, South Africa
- ^c Also at CERN, Geneva, Switzerland
- ^d Also at CPPM, Aix-Marseille Université, CNRS/IN2P3, Marseille, France
- ^e Also at Département de Physique Nucléaire et Corpusculaire, Université de Genève, Geneva, Switzerland
- ^f Also at Departament de Física de la Universitat Autònoma de Barcelona, Barcelona, Spain
- ^g Also at Departamento de Física Teórica y del Cosmos, Universidad de Granada, Granada, Spain
- ^h Also at Department of Applied Physics and Astronomy, University of Sharjah, Sharjah, UAE
- ⁱ Also at Department of Financial and Management Engineering, University of the Aegean, Chios, Greece
- ^j Also at Department of Physics and Astronomy, University of Louisville, Louisville, KY, USA
- ^k Also at Department of Physics and Astronomy, University of Sheffield, Sheffield, UK
- ^l Also at Department of Physics, California State University, East Bay, USA
- ^m Also at Department of Physics, California State University, Fresno, USA
- ⁿ Also at Department of Physics, California State University, Sacramento, USA
- ^o Also at Department of Physics, King's College London, London, UK
- ^p Also at Department of Physics, St. Petersburg State Polytechnical University, St. Petersburg, Russia
- ^q Also at Department of Physics, Stanford University, Stanford CA, USA

- ^r Also at Department of Physics, University of Fribourg, Fribourg, Switzerland
- ^s Also at Department of Physics, University of Michigan, Ann Arbor MI, USA
- ^t Also at Faculty of Physics, M.V. Lomonosov Moscow State University, Moscow, Russia
- ^u Also at Giresun University, Faculty of Engineering, Giresun, Turkey
- ^v Also at Graduate School of Science, Osaka University, Osaka, Japan
- ^w Also at Hellenic Open University, Patras, Greece
- ^x Also at Horia Hulubei National Institute of Physics and Nuclear Engineering, Bucharest, Romania
- ^y Also at Institutio Catalana de Recerca i Estudis Avancats, ICREA, Barcelona, Spain
- ^z Also at Institut für Experimentalphysik, Universität Hamburg, Hamburg, Germany
- ^{aa} Also at Institute for Mathematics, Astrophysics and Particle Physics, Radboud University Nijmegen/Nikhef, Nijmegen, The Netherlands
- ^{ab} Also at Institute for Nuclear Research and Nuclear Energy (INRNE) of the Bulgarian Academy of Sciences, Sofia, Bulgaria
- ^{ac} Also at Institute for Particle and Nuclear Physics, Wigner Research Centre for Physics, Budapest, Hungary
- ^{ad} Also at Institute of Particle Physics (IPP), Vancouver, Canada
- ^{ae} Also at Institute of Physics, Academia Sinica, Taipei, Taiwan
- ^{af} Also at Institute of Physics, Azerbaijan Academy of Sciences, Baku, Azerbaijan
- ^{ag} Also at Institute of Theoretical Physics, Ilia State University, Tbilisi, Georgia
- ^{ah} Also at Istanbul University, Dept. of Physics, Istanbul, Turkey
- ^{ai} Also at Joint Institute for Nuclear Research, Dubna, Russia
- ^{aj} Also at LAL, Université Paris-Sud, CNRS/IN2P3, Université Paris-Saclay, Orsay, France
- ^{ak} Also at Louisiana Tech University, Ruston LA, USA
- ^{al} Also at LPNHE, Sorbonne Université, Université de Paris, CNRS/IN2P3, Paris, France
- ^{am} Also at Manhattan College, New York NY, USA
- ^{an} Also at Moscow Institute of Physics and Technology State University, Dolgoprudny, Russia
- ^{ao} Also at National Research Nuclear University MEPhI, Moscow, Russia
- ^{ap} Also at Physics Department, An-Najah National University, Nablus, Palestine
- ^{aq} Also at Physikalisches Institut, Albert-Ludwigs-Universität Freiburg, Freiburg, Germany
- ^{ar} Also at School of Physics, Sun Yat-sen University, Guangzhou, China
- ^{as} Also at The City College of New York, New York NY, USA
- ^{at} Also at The Collaborative Innovation Center of Quantum Matter (CICQM), Beijing, China
- ^{au} Also at Tomsk State University, Tomsk, and Moscow Institute of Physics and Technology State University, Dolgoprudny, Russia
- ^{av} Also at TRIUMF, Vancouver BC, Canada
- ^{aw} Also at Università di Napoli Parthenope, Naples, Italy
- ^{ax} Also at Department of Physics, Ben Gurion University of the Negev, Beer Sheva; Israel.
- *Deceased