

**団体の基礎構造に関する調査  
(ドイツ)  
G-JIGS コードブック  
内部資料**

Cross-national Survey on Civil Society  
Organizations and Interest Groups (Germany)  
G-JIGS Code Book

辻中 豊 編著  
2011 年 3 月



## — 目次 —

### I. 調査の概要

#### Zivilgesellschaft im internationalen Vergleich (市民社会の国際比較)

1. Umfrage zum Vereinswesen in Deutschland (ドイツにおける社会団体の調査)	v
2. Umfrage Interessengruppen in Deutschland (ドイツにおける連盟の調査)	viii
3. Literatur (参考文献)	x
4. Arbeitsplan (スケジュール)	xi

### II. 度数分布表

#### 社会团体(Social Groups/Associations)

<b>Q1 Where is the group located?</b>	<b>3</b>
<b>Q2 Please classify your organization? (One answer)</b>	<b>3</b>
<b>Q3 What are the groups activities and purposes? (Multiple response)</b>	<b>4</b>
<b>Q4 At which level is the organization active?</b>	<b>4</b>
<b>Q5 Who benefits the most from the activities of the organization?</b>	<b>5</b>
<b>Q6 What is the founding year of the group?</b>	<b>5</b>
<b>Q7 Did the group receive any support from other organization when it was established?</b>	<b>6</b>
<b>Q8 Please tell us the number of members in your group. If members are groups/organizations, provide the number of group members and the total number of individual members</b>	<b>6</b>
<b>Q9 What are the requirements for becoming a member? (Multiple response)</b>	<b>8</b>
<b>Q10 What is the educational background of the groups members?</b>	<b>9</b>
<b>Q11 How many employees are working in the branch office? Please tell the number of each employment type</b>	<b>10</b>
<b>Q12 What are the sources of the groups income?</b>	<b>11</b>
<b>Q13 How often do members participate in the groups activities?</b>	<b>13</b>
<b>Q14 How often do members interact with each other and with the managing board?</b>	<b>13</b>
<b>Q15 How often does the group do the following activities for the public?</b>	<b>14</b>
<b>Q16 How applicable are the following statements to your group?</b>	<b>15</b>
<b>Q17 Where does the group get information necessary for its activities? (Multiple response)</b>	<b>17</b>
<b>Q18 How often was the group mentioned in media last year?</b>	<b>20</b>
<b>Q19 Which policy fields is the organization interested in?</b>	<b>20</b>
<b>Q20 How would you describe the relationship between your group and the government? (Multiple response)</b>	<b>21</b>

<b>Q21 To which of the following institutions/persons does the organization have contact?</b>	<b>22</b>
<b>Q22 How satisfied is your group with policies of national/local governments?</b>	<b>22</b>
<b>Q23 How often does the group contact politicians to make requests to the government?</b>	<b>23</b>
<b>Q24 How often did the group contact politicians in the past (about 10 years ago) to make requests to the government?</b>	<b>25</b>
<b>Q25 How often does the group contact political parties to make requests for the group?</b>	<b>26</b>
<b>Q26 How often did the group contact political parties in the past (about 10 years ago) to make requests for the group?</b>	<b>28</b>
<b>Q27 How much would you agree to the following statements?</b>	<b>29</b>
<b>Q28 To which extend does the organization trust the following institutions that they represent the interests of the organization?</b>	<b>31</b>
<b>Q29 To which extend did the organization trust the following institutions that they represent the interests of the organization in the past (about 10 years ago)?</b>	<b>34</b>
<b>Q30 What is the relationship between your group and local politicians? (Multiple Response)</b>	<b>38</b>
<b>Q31 Has your group received any of the following from the supervising government agency? (Multiple response)</b>	<b>39</b>
<b>Q32 How often is the organization integrated in political decisions and its implementation? Please decide for the following levels</b>	<b>39</b>
<b>Q33 How often was the organization in the past (about 10 years ago) integrated in political decisions and its implementation? Please give answer for the following levels</b>	<b>40</b>
<b>Q34 Could the group influence political decisions?</b>	<b>42</b>
<b>Q35 What would you say about the political influence of the group?</b>	<b>42</b>
<b>Q36 Which of the following statements describes the relationship between associations and the government the best? (one answer)</b>	<b>42</b>
<b>Q37 How would you describe the relationship to the following institutions/persons?</b>	<b>43</b>
<b>Q38 Who did fill in the questionnaire (position in the group)?</b>	<b>48</b>
・ JIGS2 との比較表	<b>49</b>
<b>連盟(Interest Groups)</b>	
<b>Q2 Please classify your organization.</b>	<b>51</b>
<b>Q3 What are the groups activities and purposes?</b>	<b>52</b>
<b>Q4 Who' s interests is your group trying to serve?</b>	<b>52</b>
<b>Q5 At which level is the organization active?</b>	<b>53</b>
<b>Q6 What is the founding year of the group?</b>	<b>53</b>

<b>Q7 Did the organization receive funding from the following institutions when it was established?</b>	<b>54</b>
<b>Q8 Please tell us the number of members in your group. If members are groups/organizations, provide the number of group members and the total number of individual members</b>	<b>54</b>
<b>Q9 What is the educational background of the groups members?</b>	<b>56</b>
<b>Q10 How many employees are working in the branch office? Please tell the number of each employment type.</b>	<b>58</b>
<b>Q11 What are the sources of the groups income?</b>	<b>59</b>
<b>Q12 How often do members participate in the groups activities?</b>	<b>61</b>
<b>Q13 How often do members interact with each other and with the managing board?</b>	<b>62</b>
<b>Q14 How often does the group do the following activities for the public?</b>	<b>63</b>
<b>Q15 How often was the group mentioned in media last year?</b>	<b>64</b>
<b>Q16 How applicable are the following statements to you group?</b>	<b>65</b>
<b>Q17 Where does the group get information necessary for its activities?</b>	<b>67</b>
<b>Q18 In which policy fields is the organization interested in?</b>	<b>69</b>
<b>Q19 Does the group have contact to the following persons/institutions?</b>	<b>70</b>
<b>Q20 How often does the group contact politicians to make requests to the government?</b>	<b>70</b>
<b>Q21 How often did the group contact politicians in the past (about 10 years ago) to make requests to the government?</b>	<b>72</b>
<b>Q22 How often does the group contact political parties?</b>	<b>75</b>
<b>Q23 How often did the group contact political parties in the past (about 10 years ago)?</b>	<b>76</b>
<b>Q24 What is the relationship between your group and local politicians?</b>	<b>78</b>
<b>Q25 How would you describe the relationship between your group and the government?</b>	<b>79</b>
<b>Q26 Which of the following statements describes the relationship between interest groups/associations/unions and the government the best?</b>	<b>80</b>
<b>Q27 How much would you agree to the following statements?</b>	<b>80</b>
<b>Q28 Does the organization support political parties during election campaigns?</b>	<b>82</b>
<b>Q29 What would you say about the political influence of the group?</b>	<b>82</b>
<b>Q30 How satisfied is your group with policies of national/local governments?</b>	<b>83</b>
<b>Q31 In what policy making processes should interest groups/unions/associations generally be involved?</b>	<b>84</b>
<b>Q32 Which of the following instruments does the organization use to implement political demands? How often are these instruments used?</b>	<b>85</b>
<b>Q33 How often is the organization integrated in political decisions and its implementation? Please decide for the following levels</b>	<b>90</b>

<b>Q34 How often was the organization in the past (about 10 years ago) integrated in political decisions and its implementation? Please give answer for the following levels</b>	<b>91</b>
<b>Q35 Could the group influence political decisions?</b>	<b>92</b>
<b>Q36 To which extend does the organization trust the following institutions that they represent the interests of the organization?</b>	<b>93</b>
<b>Q37 To which extend did the organization trust the following institutions that they represent the interests of the organization in the past (about 10 years ago)?</b>	<b>98</b>
<b>Q38 How would you describe the relationship to the following institutions/persons?</b>	<b>104</b>
<b>Q39 Who did fill in the questionnaire (position in the group)?</b>	<b>110</b>
・ JIGS2 との比較表	<b>111</b>
 <b>Ⅲ. 調査票</b>	
社会団体(Social Groups/Associations)	
・ ドイツ語版	<b>115</b>
・ 英語版	<b>125</b>
連盟(Interest Groups)	
・ ドイツ語版	<b>135</b>
・ 英語版	<b>147</b>
 <b>Ⅳ. 付録</b>	
・ Neighborhood organizations in Germany: present state from a comparative perspective(Gesine Foljanty-Jost, Susanne Graul 2008)	<b>161</b>
・ Neighbourhood associations in Germany	<b>191</b>

---

# I . 調査の概要





Kooperationsprojekt  
**„Zivilgesellschaft im internationalen Vergleich“**

mit Förderung des Japanischen Kultusministeriums

Martin-Luther-Universität Halle-Wittenberg, Institut für Politikwissenschaft und Japanologie

Projektleitung: Prof. Dr. Gesine Foljanty-Jost

Bearbeitung: M.A. Jana Lier

Tsukuba Universität, Tsukuba (Japan)

Projektleitung: Prof. Dr. Yutaka Tsujinaka



# 1 Umfrage zum Vereinswesen in Deutschland

## 1.1 Sample Vereine Berlin und Halle

### 1.1.1 Grundgesamtheit

Zur Ermittlung der Grundgesamtheit der Vereine in Halle und in Berlin bieten sich die Vereinsregister an. Die Vereinsrecherche erfolgte über das *Gemeinsame Registerportal der Länder*<sup>1</sup>, welches online zur Verfügung steht. In diesem Registerportal kann nach verschiedenen Kriterien recherchiert werden. Unter anderem besteht die Möglichkeit, sortiert nach Vereinsregistern zu suchen. Im Vereinsregister Berlin-Charlottenburg sind 26.817 Vereine mit Sitz in Berlin registriert. Über das Amtsgericht Stendal<sup>2</sup> wurden 783 Vereine mit Sitz in Halle ermittelt. Diese werden als Liste aller eingetragenen Vereine aufgeführt. Von diesen kann auf die einzelnen Registerkarten der Vereine zugegriffen werden, in denen der Sitz des Vereines (Adresse) vermerkt sein sollte. Es stellte sich jedoch heraus, dass für ungefähr 90% der Vereine mit Sitz in Halle keine Adresse in den Registerkarten angegeben ist. Im Adressfeld befindet sich lediglich der Vermerk „Halle“. Somit stellte sich die Ermittlung der Adressen für das Halle-Sample über den Weg der Vereinsregister als nicht durchführbar heraus. Da die Vergleichbarkeit beider Samples nur dann gewährleistet ist, wenn sie nach derselben Methode erstellt werden, ist eine Stichprobenziehung über die Vereinsregister nicht möglich.

Zudem lassen Erfahrungen vergangener empirischer Studien zum Vereinswesen, die ebenfalls den Zugang über die örtlichen Vereinsregister suchten, darauf schließen, dass ein Großteil der beim Amtsgericht angegebenen Vereinsadressen nicht mehr aktuell ist, da eine Aktualisierung der Adressen nur auf ausdrückliche Anfrage der Vereine erfolgt<sup>3</sup>.

Deshalb wurde die in der Vorstudie geprüfte Methode herangezogen, ein Sample mittels der CD-ROM *„D-INFO“ 2006* zu erstellen. Diese wurden zusätzlich mit den Adressen aller im Internet auffindbarer Vereine abgeglichen. Über diese Methode wurden 3.994 Vereine in Berlin sowie 320 Vereine mit Sitz in Halle ermittelt. Damit fallen in Berlin 1,2 und in Halle 1,3 Vereine auf 1.000 Einwohner. Auch wenn die Vereinsdichte in den zu untersuchenden Städten mit hoher Wahrscheinlichkeit deutlich darüber liegt<sup>4</sup> (vgl. Tabelle 1), ist dies die einzig realisierbare Methode, die Grundgesamtheit zu erfassen, insbesondere nicht für Berlin mit seiner hohen Anzahl an Vereinen.

---

<sup>1</sup> <http://www.handelsregister.de>, Zugriff am: 13.07.2007, Registrierung Voraussetzung für Zugriff

<sup>2</sup> Das Vereinsregister Halle-Saalkreis wurde Ende 2006 nach Stendal verlegt.

<sup>3</sup> Vgl. Zimmer, Annette (1996: 94), die darauf hinweist, dass bei Samples über die Vereinsregister bis zu 40 % der Fragebögen mit dem Vermerk „Empfänger unbekannt“ nicht zugestellt werden konnten.

<sup>4</sup> Wenn deutschlandweit von einer geschätzten Vereinsdichte von 550.000 eingetragenen Vereinen ausgegangen werden kann, liegt die Vereinsdichte bei 6,7 pro 1.000 Einwohner.

	Berlin	Halle
Einwohnerzahl	3.404.037 <sup>5</sup> (Stand: Dezember 2006)	235.720 (Stand: Dezember 2006)
Anzahl der Vereine	3.994	320
Anzahl der Vereine pro 1.000 Einwohner	1,2	1,3

Tabelle 1: Anzahl der Vereine pro 1.000 Einwohner

### 1.1.2 Ziehung der Stichproben

*Berlin:* Bei einer Grundgesamtheit von 3.994 Vereinen liegt die optimale Stichprobengröße bei  $N = 350$  (vgl. Vorstudie). Da mit einer Rücklaufquote von 20 % gerechnet werden kann, muss eine 50%-Stichprobe erhoben werden, um diese Zahl zu erreichen. Somit wurde jeder zweite Verein aus der Gesamtliste ausgewählt, woraus sich ein *Sample von 1.997 Vereinen* ergibt.

*Halle:* Da die Grundgesamtheit in Halle mit nur 320 Vereinen relativ gering ist, wurde die Methode der Vollerhebung gewählt, damit ein repräsentatives Ergebnis ermittelt werden kann. Das *Sample* für Halle besteht also aus *320 Vereinen*.

## 1.2 Vorläufige Struktur des Fragebogens

Der Fragebogen wurde nach einer Sichtung der aktuellen Ergebnisse im Bereich der Vereinsforschung (vgl. u. a. van Bentem 2006) überarbeitet und an die Bedürfnisse einer Erhebung innerhalb der deutschen Vereinslandschaft angepasst. Dabei wurden einige Fragen zusammengefasst, einige vollständig entfernt sowie einige Fragen hinzugefügt. Inhalt und Struktur des überarbeiteten Fragebogens stellt sich wie folgt dar:

- A *Strukturdaten*
- Q1 Sitz des Vereins
- Q2 Tätigkeitsfelder
- Q3 Ebene der Vereinsaktivitäten
- Q4 Gründungsjahr
- Q8 Mitgliederzahlen (heute/vor 10 Jahren)  
Körperschaften und ihrer Mitglieder (heute/vor 10 Jahren)
- Q9 Bildungsstand

<sup>5</sup> Amt für Statistik Berlin-Brandenburg: Statistischer Bericht zur Bevölkerung Berlins zum 31. Dezember 2006. [http://www.statistik-berlin-brandenburg.de/Publikationen/Stat\\_Berichte/2007/SB\\_110\\_4\\_2006HJ2.pdf](http://www.statistik-berlin-brandenburg.de/Publikationen/Stat_Berichte/2007/SB_110_4_2006HJ2.pdf)/ Zugriff am: 20.08.2007

Q10 Zusammensetzung Personal der Geschäftsstelle

*B Innere Demokratie*

Q5 Gründungsinitiator

Q6 Gründungsgrund

Q7 Wer profitiert am meisten von den Vereinsaktivitäten?

Q11 hierarchisches Verhältnis Funktionsmitglieder und Mitglieder

Q12 Partizipation (Teilnahme Mitgliederversammlung)

Q13 Partizipation (Aktivitäten der Mitglieder)

Q14 Mitspracherecht/Transparenz (Teilnahmemöglichkeit an Vorstandssitzungen)

Q15 Mitspracherecht/Transparenz (Einsicht in die Finanzen)

*C Kooperation(sbeziehungen) zwischen Verein und Verwaltung*

Q16 Kooperationsbeziehung mit Stadt-/Bezirksverwaltung

Q17 Gleichberechtigung der Beziehung

Q18 Kooperationsbeziehung mit Personen der Gemeinderäte/Landtages/Abgeordnetenhauses?

Q19 Beziehungen zu weiteren Institutionen/Personenkreisen

Q20 Beziehungen zu weiteren Institutionen/Personenkreisen

*D Politischer Einfluss/politische Partizipation*

Q21 Beteiligung an politischen Entscheidungen/Umsetzung

Q22 Einschätzung politischer Einflussmöglichkeiten (allgemein)

Q23 Einschätzung politischer Einflussmöglichkeiten (der eigene Verein)

Q24 Wunsch nach mehr politische Einflussmöglichkeiten

Q25 Sollten Vereine in den politischen Prozess einbezogen werden? Wenn ja, in welche Phase(n)?

Q26 Instrumente politischer Forderungen

Q27 Parteikontakt heute

Q28 Parteikontakt vor 10 Jahren

Q29 Wie harmonisch oder konfliktreich schätzen Sie die Beziehungen des Vereins zu den folgenden Institutionen/Organisationen?

*E Politische Einstellung/Vertrauen*

Q30 Zufriedenheit Kommunal- und Landespolitik

Q31 Vertrauen in die Politik (heute)

Q32 Vertrauen in die Politik (früher)

## 2 Umfrage Interessengruppen in Deutschland

### 2.1 Sample

#### 2.1.1 Grundgesamtheit

Zur Ermittlung der Grundgesamtheit wurden (1) die *Lobbyliste 2007*<sup>6</sup> sowie (2) die *CD-Rom „Verbände, Behörden und Organisationen“ Ausgabe 2006*<sup>7</sup> der Firma Hoppenstedt herangezogen. Es wurden 13.270 Interessenverbände ermittelt. Diese wurden mit der Lobbyliste abgeglichen, woraus sich am Ende insgesamt 13.717 Interessenverbände ergaben.

#### 2.1.2 Ziehung der Stichprobe

Um ein repräsentatives Ergebnis zu erzielen, muss eine Stichprobe mit 320 Datensätzen zur Verfügung stehen. Dies kann bei einer zu erwartenden Rücklaufquote von 20 % mit einer 15%-Stichprobe erreicht werden. Zur Ermittlung des Samples wurde beginnend mit der vierten Organisation<sup>8</sup> der Gesamtliste jeder 7. Verband<sup>9</sup> (beginnend mit der Zahl 4) gezogen. Somit wurde aus der Gesamtdatenbank ein Sample mit 1.960 Verbänden zur ermittelt.

---

<sup>6</sup> Ständig aktualisierte Fassung der öffentlichen Liste über die Registrierung von Verbänden und deren Vertretern. Stand: 23.07.2007, Download: <http://www.bundestag.de/wissen/archiv/sachgeb/lobbyliste/lobbylisteamtlich.pdf> Stand: 22.08.2007

<sup>7</sup> Die aktuelle Version 2007 stand zum Zeitpunkt der Erstellung des Samples noch nicht zur Verfügung. Sie wird voraussichtlich Ende September 2007 auf dem Markt erscheinen.

<sup>8</sup> Die Zahl wurde mit einem Zufallsgenerator ermittelt.

<sup>9</sup> Die Berechnung  $(100/15)$  ergibt, dass jeder 6,6666 Verein gewählt werden müssten. Es besteht nun die Möglichkeit auf- oder abzurunden. Da wir analog der Vorstudie bei einer 15%-Stichprobe über der notwendigen Zahl der FB liegen, wurde hier auf 7 aufgerundet und damit die Anzahl der Adressen um ... gegenüber der „reinen 15%-Stichprobe verringert.

## **2.2 Struktur Fragebogen**

### *A Allgemeine Strukturdaten*

- Q1 Sitz der Organisation
- Q2 Art der Organisation/Tätigkeitsbereich
- Q3 Ziele
- Q4 Zielgruppe der Interessenvertretung
- Q5 Ebene der Aktivitäten
- Q6 Gründungsjahr
- Q7 Mitgliederzahlen (Gründungsjahr/heute)  
Körperschaften (Gründungsjahr/heute)
- Q8 Bildungsstand der Mitglieder
- Q9 Personal der Geschäftsstelle
- Q10 Einsatz moderner Kommunikationsmittel
- Q11 Haushaltsmittel (2006)
- Q 12 Quelle von Fördermitteln/Unterstützungen

### *B Innere Demokratie*

- Q13 Teilnahme an Mitgliederversammlungen (Partizipation)
- Q14 Teilnahme an Vorstandssitzungen (Transparenz/Mitspracherecht)
- Q15 Einsicht in die Finanzen (Transparenz)

### *C Verflechtungen mit der Politik*

- Q16 Kontakt zu Institutionen/Personenkreisen
- Q17 Kooperationsformen Stadt-/Bezirksverwaltung
- Q18 Kooperationsformen Verwaltungen höherer politischer Ebenen (Land, Bund, EU)
- Q19 welche höheren Ebenen
- Q20 Informationsquellen
- Q21 Rangordnung Informationsquellen
- Q22 Selbsteinschätzung: Verflechtung mit der Politik (ja/nein)
- Q23 Selbsteinschätzung: Verflechtung mit der Politik (eng/nicht eng)
- Q24 Gleichberechtigung g Politik
- Q25 Parteikontakt heute
- Q26 Parteikontakt früher
- Q27 Wahlkampf I: Beteiligung (ja/nein)
- Q28 Wahlkampf II Art der Aktivitäten (Heute)
- Q29 Wahlkampf II Art der Aktivitäten (früher)

### *D Politischer Einfluss*

- Q30 Selbsteinschätzung: politischer Einfluss

- Q31 Institutionen durch die Einfluss genommen wird (heute/vor ca. 10 Jahren).
- Q32 Instrumente politischer Forderungen
- Q33 Selbsteinschätzung: Beziehung konfliktreich oder harmonisch
- Q34 Medienwirksamkeit
- Q35 Einfluss auf politische Entscheidungen
- Q36 Einbeziehung der Verwaltung bei politischen Entscheidungen/Umsetzung
- Q37 Einbeziehung der Verwaltung bei politischen Entscheidungen/Umsetzung (vor ca. 10 Jahren)
- Q38 Vertrauen in Institutionen
- Q39 Vertrauen in Institutionen (vor ca. 10 Jahren)

### **3 Literatur**

Agricola, Sigurd/Wehr, Peter (1993): *Vereinswesen in Deutschland. Eine Expertise im Auftrag des Bundesministeriums für Familie und Senioren.*

Enquete-Kommission "Zukunft des Bürgerschaftlichen Engagements" des Deutschen Bundestages (Hg.) (2003): *Bürgerschaftliches Engagements in den Kommunen.*

Günter Triesch/Wolfgang Ockenfels (1995): *Interessenverbände in Deutschland.*

Sebaldt, Martin/Straßner, Alexander (2004): *Verbände in der Bundesrepublik Deutschland. Eine Einführung.*

van Bentem, Neil (2006): *Vereine, eingetragene Vereine, Dritter-Sektor-Organisationen. Eine empirische Analyse des lokalen Dritten Sektors.*

Von Alemann, Ulrich/Wessels, Bernhard (Hg.) (1997): *Verbände in vergleichender Perspektive. Beiträge zu einem vernachlässigten Feld.*

Zimmer, Annette (2003): *Vereine - Zivilgesellschaft konkret.*



## 4 Arbeitsplan

<p><b>Fragebögen Verbände</b></p> <ul style="list-style-type: none"> <li><input type="checkbox"/> Einarbeitung Forschungsstand Vereinswesen in Deutschland</li> <li><input type="checkbox"/> Anpassen an deutsche Gegebenheiten</li> <li><input type="checkbox"/> Abgleich japanischer mit deutscher Fassung</li> <li><input type="checkbox"/> Änderungsvorschläge aus Vorstudie einarbeiten</li> <li><input type="checkbox"/> Dopplungen streichen/kürzen</li> <li><input type="checkbox"/> Ergänzungen</li> <li><input type="checkbox"/> Formatieren</li> </ul>	
<p><b>Fragebögen Vereine</b></p> <ul style="list-style-type: none"> <li><input type="checkbox"/> Einarbeitung Forschungsstand Interessenverbände in Deutschland</li> <li><input type="checkbox"/> Anpassen an deutsche Gegebenheiten</li> <li><input type="checkbox"/> Abgleich japanischer mit deutscher Fassung</li> <li><input type="checkbox"/> Änderungsvorschläge aus Vorstudie einarbeiten</li> <li><input type="checkbox"/> Dopplungen streichen/kürzen</li> <li><input type="checkbox"/> Ergänzungen</li> <li><input type="checkbox"/> Formatieren</li> </ul>	
<p><b>Anschreiben</b></p> <ul style="list-style-type: none"> <li><input type="checkbox"/> Anschreiben formulieren (Anmerkungen aus der Vorstudie berücksichtigen (Zeit für Rücklauf: 2 Wochen))</li> </ul>	
<p><b>Erstellung des Samples</b></p> <ul style="list-style-type: none"> <li><input type="checkbox"/> <b>Adressen Halle</b> = Totalerhebung/ nur Vereine Quelle I: <i>Amtsgericht Halle-Saalkreis</i> = &gt;2000 Vereine,  <ul style="list-style-type: none"> <li>- <b>Problem (1)</b>: Anschrift nicht verfügbar</li> <li>- <b>Problem (2)</b>: Anschriften nicht aktuell</li> </ul> Quelle II: <i>CD-ROM "D-INFO" 2006</i> = <b>320<sup>10</sup> Vereine</b> mit Adressen<sup>11</sup></li> <li><input type="checkbox"/> <b>Adressen Berlin</b> = Zufallsstichprobe Vereine Quelle I: <i>Amtsgericht Berlin-Charlottenburg</i> = 26.817 Vereine mit Adressen  <ul style="list-style-type: none"> <li>- bei 15%-Stichprobe abzgl. Gelöschte Vereine = 3061 verwendbare Adressen</li> <li>- <b>Problem (1)</b>: Anschriften nicht aktuell</li> </ul> Quelle II: <i>CD-ROM "D-INFO" 2006</i> = 3994<sup>12</sup> Vereine mit Adressen<sup>13</sup>  <ul style="list-style-type: none"> <li>- bei 50%-Stichprobe = <b>1.997 Vereine</b> mit Adressen</li> </ul> </li> <li><input type="checkbox"/> <b>Adressen Deutschland</b> = Zufallsstichprobe Interessenverbände Quellen: <i>Lobbyliste 2007; Hoppenstedt Ausgabe 2006</i> = 13.717 Verbände  <ul style="list-style-type: none"> <li>- bei 15%-Stichprobe = <b>1.959 Verbände</b> mit Adressen</li> </ul> </li> </ul>	

<sup>10</sup> 326 Einträge unter Stichwort „e.V.“ und „Halle“ unter <http://www.dastelefonbuch.de/> am: 21.08.2007

<sup>11</sup> **Optimale Stichprobengröße: N = 175** → zur Realisierung bei einer Rücklaufquote von 20 %: N = 64

<sup>12</sup> 5.166 Einträge unter Stichwort „e.V.“ und „Berlin“ unter <http://www.dastelefonbuch.de/> am: 21.08.2007

<sup>13</sup> **Optimale Stichprobengröße: N = 350** → zur Realisierung bei einer Rücklaufquote von 20 %: 50 %-Stichprobe

<b>Drucken der Fragebögen</b>	
<b>Umschläge</b> <input type="checkbox"/> Drucken der Adresstiketten <input type="checkbox"/> Bekleben der Umschläge <input type="checkbox"/> Stempeln der Umschläge (Absender)	
<b>Bedrucken der Rückumschläge</b> <input type="checkbox"/> Adresse Japanologie <input type="checkbox"/> Entgelt bezahlt Empfänger	
<b>Falten/Eintüten</b>	
<b>zur Post bringen</b>	
<b>Rücklauf</b> <input type="checkbox"/> wenn weniger als 20 %, dann 2. Runde (Verbände/Vereine Berlin) <input type="checkbox"/> Vereine Halle: 2. bis 3. Runde, bis N = 175 erreicht	
<b>SPSS-Maske erstellen</b> <input type="checkbox"/> Maske für Vereine <input type="checkbox"/> Maske für Interessenverbände	
<b>Dateneingabe mit SPSS</b> <input type="checkbox"/> Halle <input type="checkbox"/> Berlin <input type="checkbox"/> Interessenverbände	
<b>Rechnen</b> <input type="checkbox"/> Halle <input type="checkbox"/> Berlin <input type="checkbox"/> Interessenverbände	
<b>Codebook erstellen</b>	
<b>Datenauswertung</b> <input type="checkbox"/> Halle <input type="checkbox"/> Berlin <input type="checkbox"/> Interessenverbände	

---

## II. 度数分布表



**Q1 Where is the group located?**

		Frequency	Percent	Valid Percent	Cumulative Percent
Valid	Halle	82	16,0	16,5	16,5
	Berlin	354	69,1	71,2	87,7
	Heidelberg	61	11,9	12,3	100,0
	Total	497	97,1	100,0	
Missing	9999	15	2,9		
Total		512	100,0		

**Q2 Please classify your organization? (One answer)**

		total	Berlin	Halle	Heidelberg
Valid	sports	18,7	19,3	20,8	16,4
	culture	9,4	8,7	10,4	14,5
	leisure and recreation	4,7	5,0	6,5	1,8
	economic development and housing	,9	,6	1,3	1,8
	donation, foundation, volunteering	,9	,3	1,3	3,6
	social service and support	17,0	17,1	11,7	20,0
	environmental/nature protection	2,1	1,6	1,3	7,3
	education and science	11,8	12,5	9,1	10,9
	international activities	,9	1,2	0	0
	health care	7,5	7,8	7,8	5,5
	association for promoting the interests of citizens and consumers	3,9	2,5	7,8	5,5
	union, employee association, ...	5,4	4,4	11,7	3,6
	religion	3,6	3,7	1,3	3,6
	others	13,3	15,3	9,1	5,5
	Total	100,0	100,0	100,0	100,0

**Q3 What are the groups activities and purposes?  
(Multiple response)**

		Percent of Cases			
		total	Berlin	Halle	Heidelberg
a(a)	activities and events regarding sports	25,5%	26,8%	29,3%	18,0%
	activities and events regarding culture	29,1%	29,6%	30,5%	27,9%
	hobby activities	12,0%	11,1%	18,3%	9,8%
	activities and events regarding sociability	18,9%	19,4%	18,3%	18,0%
	providing information	36,1%	34,5%	39,0%	41,0%
	representation of interests/lobby	21,4%	20,8%	28,0%	16,4%
	talks	25,9%	26,2%	25,6%	21,3%
	tours	14,7%	15,7%	15,9%	9,8%
	social assistance/support	21,6%	21,1%	18,3%	24,6%
	further education	25,9%	24,5%	34,1%	19,7%
	religious activities	5,3%	5,1%	3,7%	4,9%
	financial support	5,5%	4,8%	1,2%	9,8%
	social service	23,2%	23,1%	17,1%	29,5%
	others	19,1%	20,2%	19,5%	11,5%
Total		284,3%	282,9%	298,8%	262,3%

a Dichotomy group tabulated at value 1.

**Q4 At which level is the organization active?**

		total	Berlin	Halle	Heidelberg
Valid	local	40,2	41,1	29,3	54,1
	regional	22,1	19,1	30,5	31,1
	Land	16,2	15,7	30,5	1,6
	Bund	15,8	17,7	7,3	8,2
	EU	5,7	6,3	2,4	4,9
	Total	100,0	100,0	100,0	100,0

**Q5 Who benefits the most from the activities of the organization?**

		total	Berlin	Halle	Heidelberg
Valid	members	47,4	47,5	51,4	42,9
	donator/supporter	,4	,6	0	0
	initiator(s) of the organization	,6	,3	1,4	1,8
	commune/city	15,4	15,1	14,9	21,4
	federal state	3,4	3,4	4,1	1,8
	Federal government	,2	,3	0	0
	German citizen	6,4	4,9	6,8	8,9
	particular group of persons/countries	11,8	13,6	8,1	7,1
	world population	1,9	2,2	1,4	0
	others	12,4	12,0	12,2	16,1
	Total	100,0	100,0	100,0	100,0

**Q6 What is the founding year of the group?**

## Descriptive Statistics

location		N	Minimum	Maximum	Mean	Std. Deviation
total	founding year	490	1828	2007	1970,57	36,093
	Valid N (listwise)	490				
Halle	founding year	75	1844	2005	1978,69	30,727
	Valid N (listwise)	75				
Berlin	founding year	343	1866	2007	1971,59	34,543
	Valid N (listwise)	343				
Heidelberg	founding year	58	1839	2005	1957,59	43,133
	Valid N (listwise)	58				

## Founding year

		total	Berlin	Halle	Heidelberg
Valid	up to 1900	9,2	8,7	4,0	17,2
	1901-1915	3,3	2,9	4,0	5,2
	1916-1930	3,3	3,5	2,7	3,4
	1931-1945	1,2	1,5	0	1,7
	1946-1960	9,2	9,0	8,0	10,3
	1961-1975	6,9	7,3	1,3	8,6
	1976-1990	30,4	29,7	33,3	31,0
	1991-2000	30,8	30,6	44,0	17,2
	2001-2007	5,7	6,7	2,7	5,2
	Total	100,0	1000	100,0	100,0

## Founding before/after wall

		total	Berlin	Halle	Heidelberg
Valid	before 1989	53,5	55,4	22,7	75,9
	after 1989	46,5	44,6	77,3	24,1
	Total	100,0	100,0	100,0	100,0

## Founding before/after 1970

		total	Berlin	Halle	Heidelberg
Valid	before 1970	28,6	28,3	18,7	41,4
	after 1970	71,4	71,7	81,3	58,6
	Total	100,0	100,0	100,0	100,0

**Q7 Did the group receive any support from other organization when it was established?**

		total	Berlin	Halle	Heidelberg
Valid	no	71,3	73,0	59,3	78,7
	yes	28,7	27,0	40,7	21,3
	Total	100,0	100,0	100,0	100,0

**Q8 Please tell us the number of members in your group.  
If members are groups/organizations, provide the number of group members and the total number of individual members.**

## Descriptive Statistics – founding year

location		N	Minimum	Maximum	Mean	Std. Deviation
total	number of members (founding year)	347	0	5000	114,99	449,031
	Valid N (listwise)	347				
Halle	number of members (founding year)	53	0	4493	251,51	699,963
	Valid N (listwise)	53				
Berlin	number of members (founding year)	254	0	5000	94,38	407,486
	Valid N (listwise)	254				
Heidelberg	number of members (founding year)	31	2	1000	73,55	186,162
	Valid N (listwise)	31				



## Member at founding year

		total	Berlin	Halle	Heidelberg
Valid	up to 25	63,4	66,5	49,1	58,1
	26-100	23,9	22,8	26,4	32,3
	101-300	6,9	6,3	9,4	6,5
	301-1000	3,2	2,4	7,5	3,2
	more than 1000	2,6	2,0	7,5	0
	Total	100,0	100,0	100,0	100,0

## Descriptive Statistics

location		N	Minimum	Maximum	Mean	Std. Deviation
total	number of members (today)	467	0	500000	2402,22	23983,765
	Valid N (listwise)	467				
Halle	number of members (today)	76	1	18690	818,80	2625,978
	Valid N (listwise)	76				
Berlin	number of members (today)	324	0	100000	1387,70	6973,273
	Valid N (listwise)	324				
Heidelberg	number of members (today)	55	7	12000	764,71	1913,045
	Valid N (listwise)	55				
sonstige	number of members (today)	10	7	500000	56760,70	156844,506
	Valid N (listwise)	10				

## Member today

		total	Berlin	Halle	Heidelberg
Valid	up to 25	28,7	32,4	28,9	9,1
	26-100	27,2	27,5	25,0	32,7
	101-300	17,8	17,0	17,1	23,6
	301-1000	13,1	10,8	18,4	16,4
	more than 1000	13,3	12,3	10,5	18,2
	Total	100,0	100,0	100,0	100,0

## Member today - less/more than 100 (today)

		total	Berlin	Halle	Heidelberg
Valid	up to 100	55,9	59,9	53,9	41,8
	more than 100	44,1	40,1	46,1	58,2
	Total	100,0	100,0	100,0	100,0

Member: corporate bodies at founding year

		total	Berlin	Halle	Heidelberg
Valid	up to 25	46,6	57,9	12,5	35,7
	26-100	10,2	1,8	31,3	21,4
	101-300	1,1	0	6,3	7,1
	301-1000	1,1	0	0	0
	none	40,9	40,4	50,0	35,7
	Total	100,0	100,0	100,0	100,0

Corporate bodies today

		total	Berlin	Halle	Heidelberg
Valid	up to 25	42,2	44,9	34,8	42,9
	26-100	15,5	12,8	13,0	28,6
	101-300	10,3	10,3	13,0	7,1
	301-1000	1,7	1,3	4,3	0
	none	30,2	30,8	34,8	21,4
	Total	100,0	100,0	100,0	100,0

**Q9 What are the requirements for becoming a member?  
(Multiple response)**

		Percent of Cases			
		total	Berlin	Halle	Heidelberg
requirements members(a)	application form	78,0%	76,9%	85,4%	75,4%
	informal application	10,5%	10,4%	7,3%	13,1%
	sexes	2,0%	2,0%	2,4%	1,6%
	certain age	4,4%	4,0%	4,9%	4,9%
	being member of a certain social group	4,2%	5,5%	1,2%	1,6%
	certain qualification/licenses	7,3%	7,8%	7,3%	4,9%
	guarantor/advocate	2,6%	2,6%	1,2%	4,9%
	examination	3,0%	2,9%	3,7%	1,6%
	none	5,3%	4,9%	3,7%	8,2%
	others	9,7%	9,5%	11,0%	11,5%
Total		126,9%	126,5%	128,0%	127,9%

a Dichotomy group tabulated at value 1.

**Q10 What is the educational background of the groups members?**

## Hauptschulabschluss/CSE

		total	Berlin	Halle	Heidelberg
Valid	0	55,2	56,7	57,1	46,8
	1-25%	29,0	28,0	28,6	31,9
	26-50%	10,6	10,9	6,3	14,9
	51-75%	3,3	2,9	4,8	4,3
	75-100%	2,0	1,5	3,2	2,1
	Total	100,0	100,0	100,0	100,0

## Mittlere Reife/secondary school level certificate/O-level

		total	Berlin	Halle	Heidelberg
Valid	0	31,0	31,6	25,4	36,2
	1-25%	36,8	37,8	31,7	38,3
	26-50%	23,4	22,2	23,8	25,5
	51-75%	7,1	6,5	15,9	
	75-100%	1,8	1,8	3,2	
	Total	100,0	100,0	100,0	100,0

## Abitur/high school graduation

		total	Berlin	Halle	Heidelberg
Valid	0	23,1	23,6	25,4	21,3
	1-25%	38,9	38,4	46,0	31,9
	26-50%	27,6	27,5	23,8	31,9
	51-75%	6,5	6,2	3,2	10,6
	75-100%	3,8	4,3	1,6	4,3
	Total	100,0	100,0	100,0	100,0

## University degree

		total	Berlin	Halle	Heidelberg
Valid	0	10,2	9,6	9,5	8,3
	1-25%	37,0	36,1	36,5	45,8
	26-50%	24,6	24,6	25,4	20,8
	51-75%	11,4	11,4	14,3	10,4
	75-100%	16,9	18,2	14,3	14,6
	Total	100,0	100,0	100,0	100,0

## Degree of doctor

		total	Berlin	Halle	Heidelberg
Valid	0	44,5	49,5	36,5	29,2
	1-25%	48,5	44,4	58,7	58,3
	26-50%	5,5	4,3	4,8	10,4
	51-75%	,7	,7	0	2,1
	75-100%	,7	1,1	0	0
	Total	100,0	100,0	100,0	100,0

**Q11 How many employees are working in the branch office?  
Please tell the number of each employment type.**

## Full-time employees

		total	Berlin	Halle	Heidelberg
Valid	none	50,5	50,1	46,1	62,3
	1-10	44,2	44,5	50,0	34,0
	more than 10	5,2	5,4	3,9	3,8
	Total	100,0	100,0	100,0	100,0

## Part-time employees

		total	Berlin	Halle	Heidelberg
Valid	none	51,5	53,6	52,6	41,5
	1-10	44,7	42,8	43,4	54,7
	more than 10	3,8	3,6	3,9	3,8
	Total	100,0	100,0	100,0	100,0

## Freelancer

		total	Berlin	Halle	Heidelberg
Valid	none	74,6	73,7	75,0	83,0
	1-10	22,4	23,0	22,4	17,0
	more than 10	2,9	3,3	2,6	0
	Total	100,0	100,0	100,0	100,0

## Civil service, ABM

		total	Berlin	Halle	Heidelberg
Valid	none	82,0	81,8	77,6	88,7
	1-10	16,4	15,8	22,4	11,3
	more than 10	1,7	2,4	0	0
	Total	100,0	100,0	100,0	100,0

## Volunteers

		total	Berlin	Halle	Heidelberg
Valid	none	37,9	40,3	38,2	22,6
	1-10	48,6	46,3	48,7	66,0
	more than 10	13,4	13,4	13,2	11,3
	Total	100,0	100,0	100,0	100,0

## Others

		total	Berlin	Halle	Heidelberg
Valid	none	93,7	93,1	93,4	98,1
	1-10	5,7	6,3	5,3	1,9
	more than 10	,6	,6	1,3	0
	Total	100,0	100,0	100,0	100,0

**Q12 What are the sources of the groups income?**

## Membership fees

		total	Berlin	Halle	Heildeberg
Valid	none	9,9	10,7	7,5	9,5
	up to 1000 €	24,0	28,6	20,0	4,8
	up to 10000 €	26,4	23,8	30,0	35,7
	up to 100000 €	27,1	22,8	37,5	35,7
	up to 1000000 €	9,9	10,7	5,0	11,9
	up to 10000000 €	2,4	2,9	0	2,4
	more than 10000000 €	,3	,5	0	0

## State grant

		total	Berlin	Halle	Heildeberg
Valid	none	47,8	48,1	36,6	52,5
	up to 1000 €	7,6	8,3	7,3	5,0
	up to 10000 €	12,4	10,7	19,5	15,0
	up to 100000 €	17,9	18,0	17,1	20,0
	up to 1000000 €	12,0	12,6	14,6	7,5
	up to 10000000 €	2,4	2,4	4,9	0
	more than 10000000 €	0	0	0	0

## Donations/subsidies

		total	Berlin	Halle	Heildeberg
Valid	none	36,1	35,4	39,0	35,0
	up to 1000 €	19,6	21,4	17,1	15,0
	up to 10000 €	26,5	26,7	26,8	27,5
	up to 100000 €	15,1	14,1	17,1	15,0
	up to 1000000 €	2,7	2,4	0	7,5
	up to 10000000 €	0	0	0	0
	more than 10000000 €	0	0	0	0

## Revenues from activities

		total	Berlin	Halle	Heildeberg
Valid	none	69,9	68,9	78,0	65,9
	up to 1000 €	4,1	3,9	4,9	4,9
	up to 10000 €	6,5	6,3	7,3	7,3
	up to 100000 €	11,3	11,7	0	19,5
	up to 1000000 €	7,9	8,7	9,8	2,4
	up to 10000000 €	,3	,5	0	0
	more than 10000000 €	0	0	0	0

Others

		total	Berlin	Halle	Heildeberg
Valid	none	58,8	59,2	63,4	47,5
	up to 1000 €	10,0	9,7	9,8	12,5
	up to 10000 €	12,7	12,6	12,2	15,0
	up to 100000 €	12,4	11,7	12,2	17,5
	up to 1000000 €	6,2	6,8	2,4	7,5
	up to 10000000 €	0	0	0	0
	more than 10000000 €	0	0	0	0

**Q13 How often do members participate in the groups activities?**

## Meetings

		total	Berlin	Halle	Heidelberg
Valid	very often	17,3	20,7	11,4	5,0
	often	41,4	42,3	46,8	30,0
	sometimes	31,4	26,8	35,4	51,7
	rarely	9,5	9,9	6,3	13,3
	never	,4	,3	0	0
	Total	100,0	100,0	100,0	100,0

## Group events

		total	Berlin	Halle	Heidelberg
Valid	very often	15,9	16,8	14,1	11,9
	often	45,7	45,8	50,0	39,0
	sometimes	28,7	29,0	26,9	33,9
	rarely	7,9	6,3	9,0	13,6
	never	1,9	2,1	0	1,7
	Total	100,0	100,0	100,0	100,0

## Donations

		total	Berlin	Halle	Heidelberg
Valid	very often	5,2	4,5	3,0	7,1
	often	9,3	10,4	3,0	10,7
	sometimes	33,0	31,8	34,3	37,5
	rarely	37,7	38,3	41,8	35,7
	never	14,9	14,9	17,9	8,9
	Total	100,0	100,0	100,0	100,0

**Q14 How often do members interact with each other and with the managing board?**

## Talks and discussions between members and board

		total	Berlin	Halle	Heidelberg
Valid	very often	23,5	22,7	25,6	24,1
	often	42,3	44,9	43,6	29,3
	sometimes	24,5	23,3	23,1	31,0
	rarely	8,7	8,7	6,4	13,8
	never	1,0	,3	1,3	1,7
	Total	100,0	100,0	100,0	100,0

## Meetings among members

		total	Berlin	Halle	Heidelberg
Valid	very often	15,9	16,7	11,7	15,5
	often	36,9	37,6	39,0	32,8
	sometimes	31,9	33,1	33,8	22,4
	rarely	10,1	8,1	11,7	20,7
	never	5,2	4,5	3,9	8,6
	Total	100,0	100,0	100,0	100,0

## Contact via internet

		total	Berlin	Halle	Heidelberg
Valid	very often	13,0	11,3	14,1	21,6
	often	32,1	33,9	31,0	25,5
	sometimes	27,0	28,1	25,4	19,6
	rarely	19,1	19,4	16,9	19,6
	never	8,8	7,4	12,7	13,7
	Total	100,0	100,0	100,0	100,0

## Others

		total	Berlin	Halle	Heidelberg
Valid	very often	12,2	11,6	6,7	11,1
	often	22,4	21,7	20,0	33,3
	sometimes	29,6	29,0	33,3	33,3
	rarely	17,3	18,8	20,0	0
	never	18,4	18,8	20,0	22,2
	Total	100,0	100,0	100,0	100,0

**Q15 How often does the group do the following activities for the public?**

## Discussions/symposia/conferences

		total	Berlin	Halle	Heidelberg
Valid	very often	8,6	7,1	14,5	6,8
	often	25,5	25,2	23,7	23,7
	sometimes	35,9	37,2	36,8	33,9
	rarely	16,7	15,4	13,2	32,2
	never	13,3	15,1	11,8	3,4
	Total	100,0	100,0	100,0	100,0



## Newsletter

		total	Berlin	Halle	Heidelberg
Valid	very often	8,5	7,5	11,8	8,6
	often	27,4	28,2	21,1	24,1
	sometimes	32,3	32,0	32,9	34,5
	rarely	16,0	15,7	19,7	17,2
	never	15,8	16,6	14,5	15,5
	Total	100,0	100,0	100,0	100,0

## Information through internet

		total	Berlin	Halle	Heidelberg
Valid	very often	14,1	14,1	11,5	16,1
	often	32,1	28,5	38,5	39,3
	sometimes	21,8	23,2	20,5	14,3
	rarely	13,7	16,0	9,0	10,7
	never	18,4	18,2	20,5	19,6
	Total	100,0	100,0	100,0	100,0

**Q16 How applicable are the following statements to your group?**

## The group is managed based on its rules

		total	Berlin	Halle	Heidelberg
Valid	very applicable	55,2	55,2	57,3	49,2
	applicable	22,5	22,4	19,5	27,1
	somewhat	16,4	16,7	14,6	20,3
	not very much	3,7	3,6	6,1	1,7
	not at all	2,2	2,1	2,4	1,7
	Total	100,0	100,0	100,0	100,0

## The group's decisions are made with members' consensus as much as possible

		total	Berlin	Halle	Heidelberg
Valid	very applicable	72,0	71,2	74,1	72,4
	applicable	17,7	17,2	17,3	20,7
	somewhat	8,1	8,7	7,4	6,9
	not very much	1,4	2,0	0	0
	not at all	,8	,9	1,2	0
	Total	100,0	100,0	100,0	100,0

Special skills or expertise are necessary for the group's activities

		total	Berlin	Halle	Heidelberg
Valid	very applicable	29,1	30,4	25,0	25,4
	applicable	22,1	22,6	20,0	22,0
	somewhat	29,1	26,8	40,0	30,5
	not very much	12,5	12,5	11,3	15,3
	not at all	7,2	7,7	3,8	6,8
	Total	100,0	100,0	100,0	100,0

The group's activities are inseparable from the founder's ideas

		total	Berlin	Halle	Heidelberg
Valid	very applicable	62,7	63,0	61,5	57,9
	applicable	13,3	13,1	12,8	15,8
	somewhat	14,1	15,8	11,5	10,5
	not very much	6,6	4,5	11,5	12,3
	not at all	3,3	3,6	2,6	3,5
	Total	100,0	100,0	100,0	100,0

The group's manager presents solutions to problems

		total	Berlin	Halle	Heidelberg
Valid	very applicable	40,6	40,1	40,2	36,2
	applicable	30,8	28,9	34,1	41,4
	somewhat	24,5	25,7	24,4	20,7
	not very much	3,2	4,4	1,2	0
	not at all	,8	,9	0	1,7
	Total	100,0	100,0	100,0	100,0

If there is a disagreement among members, we spend lots of time in discussion

		total	Berlin	Halle	Heidelberg
Valid	very applicable	35,1	35,8	32,9	36,8
	applicable	33,3	33,4	32,9	31,6
	somewhat	26,0	24,6	30,5	26,3
	not very much	3,4	3,8	1,2	5,3
	not at all	2,2	2,3	2,4	0
	Total	100,0	100,0	100,0	100,0

Members understand the group's purposes and principles very well

		total	Berlin	Halle	Heidelberg
Valid	very applicable	72,4	73,4	65,0	71,7
	applicable	20,8	20,8	26,3	16,7
	somewhat	6,6	5,5	8,8	11,7
	not very much	,2	,3	0	0
	Total	100,0	100,0	100,0	100,0

## Members share the group's information

		total	Berlin	Halle	Heidelberg
Valid	very applicable	41,0	41,7	43,0	36,8
	applicable	34,1	34,1	32,9	33,3
	somewhat	20,1	19,5	20,3	24,6
	not very much	2,6	2,3	2,5	5,3
	not at all	2,2	2,3	1,3	0
	Total	100,0	100,0	100,0	100,0

**Q17 Where does the group get information necessary for its activities?  
(Multiple response)**

## Percentage of number of selected categories

		total	Berlin	Halle	Heidelberg
Valid	none	1,4	1,4	0	3,4
	1	3,8	4,0	2,5	1,7
	2	7,0	6,1	11,1	6,8
	3	15,4	16,5	9,9	16,9
	4	17,8	20,5	9,9	16,9
	5	12,8	11,0	18,5	16,9
	6	10,6	11,8	9,9	3,4
	7	8,2	7,8	7,4	10,2
	8	7,6	8,4	4,9	5,1
	9	4,6	4,6	4,9	1,7
	10	3,8	3,5	3,7	6,8
	11	1,6	1,4	0	5,1
	12	1,6	1,2	3,7	1,7
	13	,4	,3	1,2	0
	14	1,6	,9	3,7	1,7
	15	1,2	,3	4,9	1,7
	16	,8	,3	3,7	0
	Total	100,0	100,0	100,0	100,0

## Sources of information

		Percent of Cases			
		total	Berlin	Halle	Heidelberg
informa tion by ...(a)	citizen	34,9%	31,2%	38,3%	50,8%
	members	60,7%	60,4%	64,2%	57,6%
	other civil society organizations	42,3%	44,2%	35,8%	39,0%
	regional media	49,1%	46,8%	60,5%	44,1%
	supra-regional media	40,9%	38,2%	53,1%	35,6%
	Internet	71,5%	73,1%	79,0%	55,9%
	local government	50,5%	51,7%	48,1%	49,2%
	city council	19,0%	11,8%	28,4%	49,2%
	mayor	12,6%	8,7%	13,6%	32,2%
	Federal State authority	38,7%	38,4%	46,9%	28,8%
	member of parliament	18,6%	17,3%	29,6%	11,9%
	supreme federals authority	19,8%	17,6%	29,6%	13,6%
	member of the Bundestag	13,4%	12,1%	19,8%	13,6%
	federal chancellor	,8%	,6%	2,5%	0%
	political parties	16,8%	14,7%	27,2%	16,9%
	scientists / experts	29,1%	28,0%	32,1%	28,8%
	enterprises	13,8%	10,4%	22,2%	18,6%
	others	22,2%	20,8%	33,3%	13,6%
none	1,8%	1,7%	1,2%	3,4%	
Total		556,3%	528,0%	665,4%	562,7%

a Dichotomy group tabulated at value 1.

## Most important source of information

		total	Berlin	Halle	Heidelberg
Valid	citizen	6,7	5,7	5,8	15,1
	members	20,9	19,5	20,3	30,2
	other civil society organizations	10,7	13,1	7,2	3,8
	regional media	3,0	2,0	5,8	5,7
	supra-regional media	2,6	2,3	4,3	0
	Internet	10,5	11,4	7,2	11,3
	local government	13,7	15,4	10,1	9,4
	city council	1,4	1,3	1,4	1,9
	Federal State authority	6,5	6,7	7,2	5,7
	supreme federal authority	3,5	3,4	2,9	1,9
	member of the Bundestag	,5	,7	0	0
	scientists / experts	5,8	5,7	4,3	7,5
	enterprises	1,2	1,7	0	0
	others	13,0	11,1	23,2	7,5
	Total	100,0	100,0	100,0	100,0

## Second important source of information

		total	Berlin	Halle	Heidelberg
Valid	citizen	5,6	4,9	4,5	10,0
	members	11,7	12,2	10,6	10,0
	other civil society organizations	10,2	10,8	4,5	14,0
	regional media	8,8	6,6	10,6	18,0
	supra-regional media	5,9	7,0	1,5	4,0
	Internet	15,1	17,1	12,1	8,0
	local government	12,2	11,2	13,6	16,0
	city council	2,7	1,7	3,0	8,0
	mayor	,7	,3	1,5	2,0
	Federal State authority	10,7	11,2	13,6	4,0
	member of parliament	1,5	1,4	3,0	0
	supreme federal authority	2,4	3,1	1,5	0
	member of the Bundestag	,5	,7	0	0
	political parties	1,0	1,0	1,5	0
	scientists / experts	3,9	4,5	3,0	2,0
	enterprises	2,4	1,4	7,6	2,0
	others	4,6	4,5	7,6	2,0
Total	100,0	100,0	100,0	100,0	

## Third important source of information

		total	Berlin	Halle	Heidelberg
Valid	citizen	7,1	5,6	8,5	14,3
	members	11,6	11,9	15,3	4,8
	other civil society organizations	6,9	7,8	3,4	7,1
	regional media	10,0	9,3	11,9	14,3
	supra-regional media	5,3	5,6	3,4	2,4
	Internet	17,9	18,9	20,3	9,5
	local government	9,2	10,7	6,8	4,8
	city council	1,6	,4	0	11,9
	mayor	1,3	,4	3,4	4,8
	Federal State authority	7,9	8,1	8,5	4,8
	member of parliament	2,9	3,0	5,1	0
	supreme federal authority	4,2	4,4	3,4	2,4
	member of the Bundestag	,8	1,1	0	
	chancellor	,5	0	1,7	2,4
	political parties	1,8	1,9	0	4,8
	scientists / experts	6,3	6,7	5,1	4,8
	enterprises	1,3	1,1		4,8
others	3,2	3,3	3,4	2,4	
Total	100,0	100,0	100,0	100,0	

**Q18 How often was the group mentioned in media last year?**

		total	Berlin	Halle	Heidelberg
Valid	very often	7,0	4,6	11,1	11,7
	often	17,5	14,7	25,9	21,7
	sometimes	39,6	36,2	43,2	53,3
	rarely	20,9	24,1	18,5	8,3
	never	15,1	20,4	1,2	5,0
	Total	100,0	100,0	100,0	100,0

**Q19 Which policy fields is the organization interested in?**

		Percent of Cases			
		total	Berlin	Halle	Heidelberg
political interests(a)	Financial policy	16,1%	14,7%	19,5%	13,3%
	Trade policy	3,4%	4,0%	1,2%	3,3%
	Business/industrial development	7,2%	5,2%	17,1%	5,0%
	Public building project/public order	6,4%	3,8%	11,0%	16,7%
	Transport policy	8,9%	6,6%	11,0%	20,0%
	Communication policy	4,8%	3,8%	7,3%	6,7%
	Technology policy	7,0%	5,8%	12,2%	6,7%
	Regional development	25,8%	24,0%	36,6%	21,7%
	Foreign affairs	6,2%	7,5%	1,2%	3,3%
	National / public security	7,6%	7,2%	9,8%	5,0%
	Civil right issues	23,3%	23,4%	25,6%	15,0%
	Local politics	36,2%	33,2%	39,0%	53,3%
	Labour market policy	24,1%	23,7%	26,8%	15,0%
	Consumers protection	8,7%	7,5%	11,0%	13,3%
	Agriculture, forestry and fishery policy	4,4%	2,3%	12,2%	5,0%
	Environmental policy	20,1%	19,1%	23,2%	18,3%
	Health protection and social affairs	44,1%	43,4%	46,3%	45,0%
	International collaboration and communication	10,9%	11,3%	11,0%	6,7%
	Education, science and recreation	49,9%	50,3%	53,7%	45,0%
	Support of other civil society organizations	42,5%	42,2%	43,9%	45,0%
Others	8,0%	8,4%	9,8%	5,0%	
no political interests	8,0%	8,1%	6,1%	8,3%	
Total		373,4%	355,5%	435,4%	376,7%

a Dichotomy group tabulated at value 1.

**Q20 How would you describe the relationship between your group and the government? (Multiple response)**

Local government

		Percent of Cases			
		total	Berlin	Halle	Heidelberg
(a)	We present policy recommendations	28,3%	25,8%	32,7%	31,7%
	We carry out paid contract work for them	32,9%	33,1%	29,1%	34,1%
	We manage or plan events together	47,7%	43,3%	60,0%	51,2%
	We assist their decision making or drawing up budget	30,7%	31,5%	20,0%	43,9%
	We assist their policy implementation	15,2%	14,6%	9,1%	29,3%
	We assist the government in other ways	53,0%	55,6%	50,9%	41,5%
Total		207,8%	203,9%	201,8%	231,7%

a Dichotomy group tabulated at value 1.

Federal state

		Percent of Cases			
		total	Berlin	Halle	Heidelberg
(a)	We present policy recommendations	34,8%	33,1%	40,5%	30,8%
	We carry out paid contract work for them	34,3%	34,7%	29,7%	46,2%
	We manage or plan events together	33,1%	30,6%	40,5%	23,1%
	We assist their decision making or drawing up budget	30,4%	28,2%	43,2%	15,4%
	We assist their policy implementation	22,1%	22,6%	18,9%	30,8%
	We assist the government in other ways	44,8%	44,4%	48,6%	23,1%
Total		199,4%	193,5%	221,6%	169,2%

a Dichotomy group tabulated at value 1.

National Government

		Percent of Cases			
		total	Berlin	Halle	Heidelberg
(a)	We present policy recommendations	31,8%	30,7%	25,0%	50,0%
	We carry out paid contract work for them	26,4%	28,0%	25,0%	25,0%
	We manage or plan events together	25,5%	30,7%	12,5%	0%
	We assist their decision making or drawing up budget	31,8%	33,3%	31,3%	12,5%
	We assist their policy implementation	28,2%	22,7%	56,3%	25,0%
	We assist the government in other ways	50,9%	54,7%	50,0%	25,0%
Total		194,5%	200,0%	200,0%	137,5%

a Dichotomy group tabulated at value 1.

**Q21 To which of the following institutions / persons does the organization have contact?**

		Percent of Cases			
		total	Berlin	Halle	Heidelberg
contact to ... (a)	Citizen	57,7%	54,0%	62,0%	68,3%
	Benefit recipients of the organization	51,8%	52,3%	48,1%	50,0%
	Other civil society organizations	49,0%	50,3%	48,1%	43,3%
	Mayor	26,4%	22,3%	29,1%	48,3%
	Federal State authority (Landesbehörden)	49,2%	52,6%	59,5%	21,7%
	Supreme Federal authority (Bundesbehörden)	15,9%	16,6%	17,7%	6,7%
	Member of the Bundestag	17,7%	16,3%	20,3%	18,3%
	Federal Chancellor	1,6%	1,7%	2,5%	0
	Political Parties	27,2%	24,3%	27,8%	40,0%
	Regional Media	37,3%	31,4%	48,1%	56,7%
	Supra-regional Media	13,9%	12,6%	20,3%	11,7%
	enterprises	22,8%	18,9%	35,4%	25,0%
	Scientists/experts	23,4%	20,9%	29,1%	31,7%
	others	13,1%	12,0%	20,3%	13,3%
	none	3,6%	3,4%	2,5%	6,7%
Total		410,5%	389,4%	470,9%	441,7%

a Dichotomy group tabulated at value 1.

**Q22 How satisfied is your group with policies of national/local governments?**

Communal politics in general

		total	Berlin	Halle	Heidelberg
Valid	I am not interested	6,3	7,8	2,9	1,9
	very satisfied	1,6	1,0	2,9	3,7
	satisfied	43,8	42,7	34,8	64,8
	not satisfied	37,5	38,3	44,9	22,2
	very dissatisfied	10,7	10,2	14,5	7,4
	Total	100,0	100,0	100,0	100,0

National politics in general

		total	Berlin	Halle	Heidelberg
Valid	I am not interested	6,0	6,3	3,0	6,1
	satisfied	30,6	28,5	28,4	51,0
	not satisfied	49,2	50,0	58,2	30,6
	very dissatisfied	14,2	15,3	10,4	12,2
	Total	100,0	100,0	100,0	100,0



## Communal politics regarding the group

		total	Berlin	Halle	Heidelberg
Valid	I am not interested	6,5	7,7	2,7	3,9
	very satisfied	3,6	2,6	2,7	11,8
	satisfied	34,2	34,7	32,9	35,3
	not satisfied	37,1	36,7	37,0	35,3
	very dissatisfied	18,7	18,3	24,7	13,7
	Total	100,0	100,0	100,0	100,0

## National politics regarding the group

		total	Berlin	Halle	Heidelberg
Valid	I am not interested	10,6	11,0	7,0	11,1
	very satisfied	,5	,7	0	0
	satisfied	23,1	21,7	21,1	35,6
	not satisfied	41,6	41,1	45,1	40,0
	very dissatisfied	24,2	25,4	26,8	13,3
	Total	100,0	100,0	100,0	100,0

**Q23 How often does the group contact politicians to make requests to the government?**

## City council

		total	Berlin	Halle	Heidelberg
Valid	very often	5,6	4,7	4,1	13,3
	often	16,9	14,6	23,3	20,0
	sometimes	35,5	34,2	41,1	40,0
	rarely	18,0	19,3	17,8	10,0
	never	24,0	27,3	13,7	16,7
	Total	100,0	100,0	100,0	100,0

## Mayor

		total	Berlin	Halle	Heidelberg
Valid	very often	2,4	,3	3,9	11,5
	often	12,0	9,8	15,8	18,0
	sometimes	31,9	29,6	38,2	37,7
	rarely	25,2	25,7	26,3	21,3
	never	28,4	34,5	15,8	11,5
	Total	100,0	100,0	100,0	100,0

## Member of Parliament (Landtag/Abgeordnetenhaus)

		total	Berlin	Halle	Heidelberg
Valid	very often	1,8	1,3	4,0	1,8
	often	10,0	8,4	14,7	9,1
	sometimes	31,7	29,9	37,3	32,7
	rarely	25,3	26,6	21,3	25,5
	never	31,3	33,8	22,7	30,9
	Total	100,0	100,0	100,0	100,0

## Member of the Bundestag

		total	Berlin	Halle	Heidelberg
Valid	very often	1,4	1,7	0	1,9
	often	6,7	5,0	7,0	9,4
	sometimes	20,2	18,8	23,9	20,8
	rarely	25,5	24,8	25,4	30,2
	never	46,3	49,7	43,7	37,7
	Total	100,0	100,0	100,0	100,0

## Federal Chancellor

		total	Berlin	Halle	Heidelberg
Valid	often	,8	1,1	0	0
	sometimes	2,5	2,6	1,6	2,1
	rarely	6,8	6,3	4,8	6,3
	never	89,9	90,1	93,5	91,7
	Total	100,0	100,0	100,0	100,0

## Others

		total	Berlin	Halle	Heidelberg
Valid	very often	1,8	2,4	0	0
	often	7,1	8,0	10,0	0
	sometimes	9,5	10,4	10,0	5,3
	rarely	6,5	6,4	0	10,5
	never	75,0	72,8	80,0	84,2
	Total	100,0	100,0	100,0	100,0

**Q24 How often did the group contact politicians in the past (about 10 years ago) to make requests to the government?**

## City council

		total	Berlin	Halle	Heidelberg
Valid	haven't been member at that time	18,3	18,1	21,1	18,0
	very often	6,1	5,7	4,2	11,5
	often	17,5	14,9	22,5	23,0
	sometimes	24,2	24,8	29,6	18,0
	rarely	14,8	14,9	12,7	16,4
	never	19,0	21,6	9,9	13,1
	Total	100,0	100,0	100,0	100,0

## Mayor

		total	Berlin	Halle	Heidelberg
Valid	haven't been member at that time	18,3	18,2	20,8	18,3
	very often	4,1	3,2	5,6	8,3
	often	13,3	12,1	15,3	16,7
	sometimes	23,5	22,3	27,8	25,0
	rarely	18,3	17,2	18,1	23,3
	never	22,4	27,1	12,5	8,3
	Total	100,0	100,0	100,0	100,0

## Member of Parliament (Landtag/Abgeordnetenhaus)

		total	Berlin	Halle	Heidelberg
Valid	haven't been member at that time	18,8	18,8	20,8	19,3
	very often	2,0	1,6	4,2	1,8
	often	10,5	9,2	13,9	8,8
	sometimes	22,4	22,7	23,6	17,5
	rarely	20,1	20,1	15,3	29,8
	never	26,2	27,6	22,2	22,8
	Total	100,0	100,0	100,0	100,0

## Member of the Bundestag

		total	Berlin	Halle	Heidelberg
Valid	haven't been member at that time	19,3	19,1	21,7	19,6
	very often	1,1	1,0	2,9	
	often	6,4	6,4	5,8	3,6
	sometimes	16,5	14,8	15,9	21,4
	rarely	17,0	16,8	20,3	17,9
	never	39,7	41,9	33,3	37,5
	Total	100,0	100,0	100,0	100,0

## Federal Chancellor

		total	Berlin	Halle	Heidelberg
Valid	haven't been member at that time	21,1	20,8	24,2	22,0
	often	,8	1,1	0	0
	sometimes	3,0	2,6	4,8	2,0
	rarely	6,5	7,3	1,6	4,0
	never	68,6	68,2	69,4	72,0
	Total	100,0	100,0	100,0	100,0

## Others

		total	Berlin	Halle	Heidelberg
Valid	haven't been member at that time	36,5	34,3	46,9	39,3
	very often	1,7	2,4	0	0
	often	2,2	1,8	6,3	0
	sometimes	5,2	6,6	3,1	0
	rarely	3,9	4,8	0	3,6
	never	50,4	50,0	43,8	57,1
	Total	100,0	100,0	100,0	100,0

**Q25 How often does the group contact political parties to make requests for the group?**

## CDU

		total	Berlin	Halle	Heidelberg
Valid	very often	3,2	2,2	2,7	9,8
	often	9,0	7,6	12,0	11,5
	sometimes	21,4	21,1	21,3	23,0
	rarely	22,1	21,5	28,0	21,3
	never	44,3	47,6	36,0	34,4
	Total	100,0	100,0	100,0	100,0

## SPD

		total	Berlin	Halle	Heidelberg
Valid	very often	2,7	2,2	2,6	6,6
	often	14,6	12,7	17,1	21,3
	sometimes	25,3	25,7	27,6	19,7
	rarely	17,5	18,6	17,1	16,4
	never	39,9	40,9	35,5	36,1
	Total	100,0	100,0	100,0	100,0

## Bündnis 90 / Die Grünen

		total	Berlin	Halle	Heidelberg
Valid	very often	2,4	2,0	2,8	5,2
	often	10,7	10,4	9,9	13,8
	sometimes	19,6	18,9	18,3	24,1
	rarely	20,2	20,8	22,5	15,5
	never	47,1	47,9	46,5	41,4
	Total	100,0	100,0	100,0	100,0

## FDP

		total	Berlin	Halle	Heidelberg
Valid	very often	1,1	,7	1,4	3,5
	often	5,9	4,8	6,8	12,3
	sometimes	15,8	12,2	21,9	22,8
	rarely	16,7	16,7	17,8	17,5
	never	60,5	65,6	52,1	43,9
	Total	100,0	100,0	100,0	100,0

## Die Linke

		total	Berlin	Halle	Heidelberg
Valid	very often	2,0	1,0	4,2	3,8
	often	10,0	9,9	16,9	3,8
	sometimes	15,5	15,8	19,7	7,5
	rarely	15,7	16,2	16,9	13,2
	never	56,8	57,1	42,3	71,7
	Total	100,0	100,0	100,0	100,0

## Others

		total	Berlin	Halle	Heidelberg
Valid	very often	,9	0	0	5,7
	often	3,7	2,0	4,0	11,4
	sometimes	2,3	2,6	0	2,9
	rarely	8,2	7,8	12,0	8,6
	never	84,9	87,6	84,0	71,4
	Total	100,0	100,0	100,0	100,0

**Q26 How often did the group contact political parties in the past (about 10 years ago) to make requests for the group?**

## CDU

		total	Berlin	Halle	Heidelberg
Valid	haven't been member at that time	18,0	17,8	19,5	20,0
	very often	3,0	2,2	1,3	10,0
	often	9,3	8,1	10,4	13,3
	sometimes	14,9	13,7	22,1	10,0
	rarely	16,3	15,6	15,6	23,3
	never	38,4	42,7	31,2	23,3
	Total	100,0	100,0	100,0	100,0

## SPD

		total	Berlin	Halle	Heidelberg
Valid	haven't been member at that time	17,8	17,5	19,2	19,7
	very often	3,4	2,5	3,8	8,2
	often	12,2	12,0	9,0	14,8
	sometimes	18,0	16,9	24,4	14,8
	rarely	15,5	16,0	15,4	16,4
	never	33,1	35,1	28,2	26,2
	Total	100,0	100,0	100,0	100,0

## Bündnis 90 / Die Grünen

		total	Berlin	Halle	Heidelberg
Valid	haven't been member at that time	18,6	18,2	20,3	21,4
	very often	2,8	2,9	2,7	3,6
	often	7,2	7,0	6,8	8,9
	sometimes	15,7	14,6	16,2	17,9
	rarely	15,5	15,9	13,5	16,1
	never	40,2	41,4	40,5	32,1
	Total	100,0	100,0	100,0	100,0

## FDP

		total	Berlin	Halle	Heidelberg
Valid	haven't been member at that time	19,1	18,8	20,8	21,1
	very often	1,3	,7	1,4	5,3
	often	4,9	4,6	2,8	10,5
	sometimes	11,7	8,6	19,4	14,0
	rarely	13,0	12,5	12,5	17,5
	never	49,9	54,8	43,1	31,6
	Total	100,0	100,0	100,0	100,0

## PDS

		total	Berlin	Halle	Heidelberg
Valid	haven't been member at that time	18,9	18,4	20,0	23,5
	very often	1,6	,6	4,0	2,0
	often	6,2	6,5	9,3	2,0
	sometimes	11,4	10,3	20,0	3,9
	rarely	12,2	13,9	9,3	7,8
	never	49,7	50,3	37,3	60,8
	Total	100,0	100,0	100,0	100,0

## Others

		total	Berlin	Halle	Heidelberg
Valid	haven't been member at that time	30,8	29,7	35,7	33,3
	very often	1,8	1,0	0	8,3
	often	1,4	1,0	0	5,6
	sometimes	3,6	2,6	9,5	2,8
	rarely	4,7	3,6	7,1	8,3
	never	57,6	62,0	47,6	41,7
	Total	100,0	100,0	100,0	100,0

**Q27 How much would you agree to the following statements?**

## Social groups and the government should cooperate on equal footing

		total	Berlin	Halle	Heidelberg
Valid	strongly agree	13,2	13,0	9,6	16,7
	agree	17,5	15,7	28,8	14,8
	somewhat	39,5	41,7	38,4	29,6
	disagree	12,7	13,0	6,8	20,4
	strongly disagree	17,0	16,7	16,4	18,5
	Total	100,0	100,0	100,0	100,0

## Social groups/associations should support the implementation of government's policies

		total	Berlin	Halle	Heidelberg
Valid	strongly agree	10,0	10,6	8,2	9,3
	agree	23,1	22,8	28,8	13,0
	somewhat	37,8	36,4	43,8	40,7
	disagree	14,0	14,6	9,6	18,5
	strongly disagree	15,2	15,6	9,6	18,5
	Total	100,0	100,0	100,0	100,0

## The government should assist social groups/associations activities

		total	Berlin	Halle	Heidelberg
Valid	strongly agree	30,6	30,8	30,8	29,8
	agree	40,5	40,9	47,4	31,6
	somewhat	22,5	20,8	19,2	35,1
	disagree	3,9	5,3	0	1,8
	strongly disagree	2,6	2,2	2,6	1,8
	Total	100,0	100,0	100,0	100,0

## The government should relax regulations regarding social groups/associations

		total	Berlin	Halle	Heidelberg
Valid	strongly agree	16,0	16,2	15,3	18,5
	agree	24,8	24,4	27,8	22,2
	somewhat	37,5	35,3	47,2	35,2
	disagree	12,0	13,5	4,2	14,8
	strongly disagree	9,7	10,6	5,6	9,3
	Total	100,0	100,0	100,0	100,0

## Corporations should assist social groups/associations activities

		total	Berlin	Halle	Heidelberg
Valid	strongly agree	35,3	34,7	40,8	31,6
	agree	34,0	35,0	38,2	22,8
	somewhat	21,1	21,5	13,2	29,8
	disagree	7,1	6,3	5,3	14,0
	strongly disagree	2,6	2,5	2,6	1,8
	Total	100,0	100,0	100,0	100,0

## Social groups/associations area of activities should be expanded in the future

		total	Berlin	Halle	Heidelberg
Valid	strongly agree	20,8	20,2	25,7	18,5
	agree	31,3	33,0	36,5	16,7
	somewhat	35,5	35,3	24,3	46,3
	disagree	6,2	5,8	6,8	9,3
	strongly disagree	6,2	5,8	6,8	9,3
	Total	100,0	100,0	100,0	100,0



**Q28 To which extend does the organization trust the following institutions that they represent the interests of the organization?**

## Citizen

		total	Berlin	Halle	Heidelberg
Valid	very high	10,1	10,1	6,9	12,5
	high	35,8	32,6	41,7	46,4
	somewhat	33,1	35,5	27,8	28,6
	little	14,5	14,7	15,3	10,7
	very little	6,5	7,2	8,3	1,8
	Total	100,0	100,0	100,0	100,0

## Other civil society organizations

		total	Berlin	Halle	Heidelberg
Valid	very high	7,9	7,7	5,8	11,3
	high	40,9	42,7	42,0	34,0
	somewhat	30,0	29,3	29,0	34,0
	little	12,2	10,7	13,0	17,0
	very little	9,0	9,7	10,1	3,8
	Total	100,0	100,0	100,0	100,0

## Regional Media

		total	Berlin	Halle	Heidelberg
Valid	very high	3,4	2,6	5,4	5,5
	high	19,9	17,2	21,6	27,3
	somewhat	44,8	46,4	40,5	43,6
	little	24,2	25,2	28,4	14,5
	very little	7,7	8,6	4,1	9,1
	Total	100,0	100,0	100,0	100,0

## Supra-regional Media

		total	Berlin	Halle	Heidelberg
Valid	very high	1,9	1,4	4,2	2,0
	high	11,2	10,1	9,9	18,4
	somewhat	30,1	28,6	33,8	26,5
	little	35,6	35,9	35,2	36,7
	very little	21,2	24,0	16,9	16,3
	Total	100,0	100,0	100,0	100,0

## Local government (Stadt-/Bezirksverwaltung)

		total	Berlin	Halle	Heidelberg
Valid	very high	3,4	3,0	1,4	9,1
	high	21,6	18,3	23,6	36,4
	somewhat	45,3	45,7	50,0	36,4
	little	18,9	21,0	16,7	10,9
	very little	10,7	12,0	8,3	7,3
	Total	100,0	100,0	100,0	100,0

## City council (Stadtrat)

		total	Berlin	Halle	Heidelberg
Valid	very high	3,1	2,8	1,4	6,8
	high	20,2	17,0	20,8	37,3
	somewhat	43,3	41,8	48,6	44,1
	little	20,0	22,3	18,1	6,8
	very little	13,4	16,0	11,1	5,1
	Total	100,0	100,0	100,0	100,0

## Mayor

		total	Berlin	Halle	Heidelberg
Valid	very high	3,7	2,4	4,2	10,5
	high	17,5	13,7	20,8	35,1
	somewhat	37,1	35,8	43,1	33,3
	little	25,6	29,0	20,8	12,3
	very little	16,1	19,1	11,1	8,8
	Total	100,0	100,0	100,0	100,0

## Federal State authority (Landesbehörden)

		total	Berlin	Halle	Heidelberg
Valid	very high	1,6	1,7	2,8	
	high	12,3	11,6	15,5	10,9
	somewhat	42,4	39,8	52,1	41,8
	little	25,7	26,2	22,5	27,3
	very little	18,1	20,7	7,0	20,0
	Total	100,0	100,0	100,0	100,0

## Member of Parliament (Landtag/Abgeordnetenhaus)

		total	Berlin	Halle	Heidelberg
Valid	very high	,7	,3	3,0	
	high	11,8	9,9	13,4	19,2
	somewhat	33,8	32,2	35,8	34,6
	little	34,0	34,6	34,3	34,6
	very little	19,6	22,9	13,4	11,5
	Total	100,0	100,0	100,0	100,0

## Supreme Federal authority (Bundesbehörden)

		total	Berlin	Halle	Heidelberg
Valid	very high	,7	,7	0	2,0
	high	5,5	4,5	14,1	2,0
	somewhat	21,3	20,2	25,0	18,4
	little	35,5	34,9	32,8	38,8
	very little	36,9	39,7	28,1	38,8
	Total	100,0	100,0	100,0	100,0

## Member of the Bundestag

		total	Berlin	Halle	Heidelberg
Valid	very high	1,2	1,0	0	4,0
	high	7,0	5,2	13,6	8,0
	somewhat	23,3	21,9	24,2	26,0
	little	33,9	31,9	37,9	38,0
	very little	34,6	39,9	24,2	24,0
	Total	100,0	100,0	100,0	100,0

## Federal Chancellor

		total	Berlin	Halle	Heidelberg
Valid	very high	,5	,4	0	2,0
	high	3,0	1,8	10,3	0
	somewhat	9,0	7,5	10,3	12,2
	little	27,8	25,6	36,2	30,6
	very little	59,6	64,8	43,1	55,1
	Total	100,0	100,0	100,0	100,0

## Political Parties

		total	Berlin	Halle	Heidelberg
Valid	very high	,7	1,0	0	0
	high	9,0	7,5	16,2	7,7
	somewhat	35,8	33,1	39,7	42,3
	little	29,5	32,8	22,1	23,1
	very little	25,0	25,6	22,1	26,9
	Total	100,0	100,0	100,0	100,0

## Scientists/experts

		total	Berlin	Halle	Heidelberg
Valid	very high	3,8	3,5	5,7	3,8
	high	17,0	12,5	22,9	35,8
	somewhat	25,2	27,0	25,7	13,2
	little	25,9	27,3	21,4	20,8
	very little	28,1	29,8	24,3	26,4
	Total	100,0	100,0	100,0	100,0

## Enterprises

		total	Berlin	Halle	Heidelberg
Valid	very high	1,7	1,7	0	4,0
	high	11,7	8,6	20,9	18,0
	somewhat	27,0	25,2	32,8	30,0
	little	34,7	36,9	28,4	26,0
	very little	24,9	27,6	17,9	22,0
	Total	100,0	100,0	100,0	100,0

## Others

		total	Berlin	Halle	Heidelberg
Valid	very high	5,2	7,1	0	0
	high	8,6	9,4	6,7	7,1
	somewhat	6,0	5,9	13,3	0
	little	19,0	17,6	20,0	14,3
	very little	61,2	60,0	60,0	78,6
	Total	100,0	100,0	100,0	100,0

**Q29 To which extend did the organization trust the following institutions that they represent the interests of the organization in the past (about 10 years ago)?**

## Citizen

		total	Berlin	Halle	Heidelberg
Valid	haven't been a member at that time	21,9	22,0	24,6	21,2
	very high	7,4	7,3	5,8	5,8
	high	25,4	21,7	30,4	44,2
	somewhat	25,6	28,7	18,8	17,3
	little	11,1	10,3	14,5	5,8
	very little	8,5	10,0	5,8	5,8
	Total	100,0	100,0	100,0	100,0

## Other civil society organizations

		total	Berlin	Halle	Heidelberg
Valid	haven't been a member at that time	22,0	22,2	24,3	20,8
	very high	4,9	4,0	4,3	7,5
	high	23,6	23,6	27,1	24,5
	somewhat	23,4	23,9	21,4	24,5
	little	14,1	13,5	14,3	11,3
	very little	12,0	12,8	8,6	11,3
	Total	100,0	100,0	100,0	100,0

## Regional Media

		total	Berlin	Halle	Heidelberg
Valid	haven't been a member at that time	22,0	22,4	23,9	20,8
	very high	1,6	1,7	1,4	1,9
	high	11,1	7,1	18,3	22,6
	somewhat	34,8	35,3	25,4	35,8
	little	18,3	18,3	28,2	9,4
	very little	12,1	15,3	2,8	9,4
	Total	100,0	100,0	100,0	100,0

## Supra-regional Media

		total	Berlin	Halle	Heidelberg
Valid	haven't been a member at that time	22,7	23,0	24,6	22,0
	very high	,7	,7	0	2,0
	high	3,6	2,4	5,8	6,0
	somewhat	21,8	18,5	29,0	22,0
	little	27,0	28,6	26,1	20,0
	very little	24,2	26,8	14,5	28,0
	Total	100,0	100,0	100,0	100,0

## Local government (Stadt-/Bezirksverwaltung)

		total	Berlin	Halle	Heidelberg
Valid	haven't been a member at that time	22,0	22,1	25,0	20,8
	very high	2,6	2,7		5,7
	high	13,0	11,4	8,8	26,4
	somewhat	33,2	32,2	41,2	26,4
	little	15,3	16,1	14,7	11,3
	very little	13,9	15,4	10,3	9,4
	Total	100,0	100,0	100,0	100,0

## City council (Stadtrat)

		total	Berlin	Halle	Heidelberg
Valid	haven't been a member at that time	22,4	22,8	25,8	19,6
	very high	2,4	2,4		5,4
	high	12,7	9,7	7,6	33,9
	somewhat	29,2	28,3	36,4	26,8
	little	16,7	17,6	18,2	7,1
	very little	16,5	19,3	12,1	7,1
	Total	100,0	100,0	100,0	100,0

## Mayor

		total	Berlin	Halle	Heidelberg
Valid	haven't been a member at that time	22,0	22,4	23,6	20,4
	very high	2,5	2,0	1,4	7,4
	high	10,2	8,5	9,7	18,5
	somewhat	29,6	26,9	41,7	31,5
	little	16,4	16,7	16,7	11,1
	very little	19,2	23,5	6,9	11,1
	Total	100,0	100,0	100,0	100,0

## Federal State authority (Landesbehörden)

		total	Berlin	Halle	Heidelberg
Valid	haven't been a member at that time	22,2	22,5	24,3	20,8
	very high	,7	,7	1,4	5,7
	high	7,5	8,5	4,3	22,6
	somewhat	27,8	26,3	35,7	24,5
	little	21,7	20,1	24,3	26,4
	very little	20,1	21,8	10,0	100,0
	Total	100,0	100,0	100,0	

## Member of Parliament (Landtag/Abgeordnetenhaus)

		total	Berlin	Halle	Heidelberg
Valid	haven't been a member at that time	22,5	22,9	24,6	20,8
	high	5,7	5,2	2,9	11,3
	somewhat	25,1	24,0	29,0	18,9
	little	24,4	22,6	27,5	32,1
	very little	22,3	25,3	15,9	17,0
	Total	100,0	100,0	100,0	100,0

## Supreme Federal authority (Bundesbehörden)

		total	Berlin	Halle	Heidelberg
Valid	haven't been a member at that time	22,8	22,9	25,4	22,0
	very high	,5	,3	0	2,0
	high	3,6	4,2	3,0	
	somewhat	12,7	11,8	16,4	8,0
	little	26,4	25,7	29,9	26,0
	very little	34,1	35,1	25,4	42,0
	Total	100,0	100,0	100,0	100,0

## Member of the Bundestag

		total	Berlin	Halle	Heidelberg
Valid	haven't been a member at that time	22,8	23,1	25,4	21,6
	very high	,5	,3		2,0
	high	3,4	3,5	1,5	3,9
	somewhat	16,3	13,3	19,4	23,5
	little	24,5	24,5	29,9	17,6
	very little	32,5	35,3	23,9	31,4
	Total	100,0	100,0	100,0	100,0

## Federal Chancellor

		total	Berlin	Halle	Heidelberg
Valid	haven't been a member at that time	23,5	23,5	26,6	22,0
	very high	,2	0	0	2,0
	high	1,2	1,8	0	0
	somewhat	4,9	3,6	7,8	6,0
	little	16,0	14,6	20,3	18,0
	very little	54,1	56,6	45,3	52,0
	Total	100,0	100,0	100,0	100,0

## Political Parties

		total	Berlin	Halle	Heidelberg
Valid	haven't been a member at that time	22,5	22,6	25,4	20,8
	very high	,5	,3	1,5	0
	high	5,0	4,8	6,0	3,8
	somewhat	28,1	25,7	28,4	39,6
	little	19,4	20,5	16,4	15,1
	very little	24,6	26,0	22,4	20,8
	Total	100,0	100,0	100,0	100,0

## Scientists/experts

		total	Berlin	Halle	Heidelberg
Valid	haven't been a member at that time	22,9	23,2	25,0	21,6
	very high	1,2	1,1	2,9	
	high	8,0	6,0	8,8	19,6
	somewhat	17,6	17,5	14,7	15,7
	little	20,2	22,5	16,2	11,8
	very little	30,1	29,8	32,4	31,4
	Total	100,0	100,0	100,0	100,0

## Enterprises

		total	Berlin	Halle	Heidelberg
Valid	haven't been a member at that time	22,9	23,0	25,0	22,4
	very high	1,0	1,0	0	2,0
	high	4,8	3,5	10,3	6,1
	somewhat	16,9	14,6	19,1	20,4
	little	24,1	26,5	17,6	18,4
	very little	30,4	31,4	27,9	30,6
	Total	100,0	100,0	100,0	100,0

## Others

		total	Berlin	Halle	Heidelberg
Valid	haven't been a member at that time	47,0	45,2	54,8	50,0
	very high	1,0	1,4	0	0
	high	4,0	4,8	0	4,5
	somewhat	5,0	5,5	6,5	0
	little	8,9	8,2	9,7	4,5
	very little	34,2	34,9	29,0	40,9
	Total	100,0	100,0	100,0	100,0

**Q30 What is the relationship between your group and local politicians?  
(Multiple Response)**

		Percent of Cases			
		total	Berlin	Halle	Heidelberg
relation to politicians (a)	There are politicians who used to be member of the group	32,9%	27,1%	44,1%	44,7%
	We provide politicians with support	10,9%	8,6%	11,8%	19,1%
	We propose policies to politicians	25,6%	24,1%	27,9%	27,7%
	We provide politicians with information	59,0%	56,8%	64,7%	59,6%
	We receive information regarding politician's activities	46,6%	45,1%	48,5%	53,2%
	We hold study groups/discussions involving politicians	49,6%	47,4%	52,9%	59,6%
	Other	10,1%	11,3%	5,9%	6,4%
Total		234,7%	220,3%	255,9%	270,2%

a Dichotomy group tabulated at value 1.



**Q31 Has your group received any of the following from the supervising government agency? (Multiple response)**

		Percent of Cases			
		total	Berlin	Halle	Heidelberg
(a)	Request for project report	64,1%	64,2%	69,7%	59,1%
	Order to change activities	11,9%	12,3%	13,6%	6,8%
	Warning of rule violation	8,0%	7,5%	13,6%	4,5%
	Oral guidance	42,4%	42,5%	43,9%	40,9%
	Written guidance	33,1%	34,7%	34,8%	20,5%
	On-the-spot investigations	23,5%	23,9%	27,3%	15,9%
	Proposal on activities	34,1%	32,1%	39,4%	36,4%
	Other	11,9%	10,8%	10,6%	15,9%
Total		228,9%	228,0%	253,0%	200,0%

a Dichotomy group tabulated at value 1.

**Q32 How often is the organization integrated in political decisions and its implementation? Please decide for the following levels.**

Local government

		total	Berlin	Halle	Heidelberg
Valid	very often	,4	,3	6,5	1,7
	often	5,0	3,7	20,8	12,1
	sometimes	17,4	16,3	29,9	17,2
	rarely	20,2	18,1	42,9	20,7
	never	56,9	61,7	100,0	48,3
	Total	100,0	100,0	6,5	100,0

City council

		total	Berlin	Halle	Heidelberg
Valid	very often	,4	,3		1,7
	often	3,6	2,5	2,6	11,9
	sometimes	14,3	12,5	18,4	16,9
	rarely	18,3	15,6	26,3	23,7
	never	63,4	69,1	52,6	45,8
	Total	100,0	100,0	100,0	100,0

Mayor

		total	Berlin	Halle	Heidelberg
Valid	very often	,6		1,3	3,4
	often	2,1	1,2	1,3	8,5
	sometimes	11,0	8,7	14,7	18,6
	rarely	16,3	14,2	22,7	20,3
	never	69,9	75,9	60,0	49,2
	Total	100,0	100,0	100,0	100,0

## Federal State authority (Landtag/Abgeordnetenhaus)

		total	Berlin	Halle	Heidelberg
Valid	often	1,3	1,5	1,3	0
	sometimes	9,1	6,8	17,3	7,0
	rarely	14,4	14,2	14,7	17,5
	never	75,2	77,5	66,7	75,4
	Total	100,0	100,0	100,0	100,0

## von den Landesbehörden

		total	Berlin	Halle	Heidelberg
Valid	very often	,6	,3	2,7	0
	often	2,7	3,0	1,3	1,8
	sometimes	11,6	10,9	18,7	5,4
	rarely	12,8	11,8	13,3	17,9
	never	72,3	73,9	64,0	75,0
	Total	100,0	100,0	100,0	100,0

## Others

		total	Berlin	Halle	Heidelberg
Valid	very often	,9	1,2	0	0
	often	1,8	2,5	0	0
	sometimes	1,8	1,9	0	3,6
	rarely	5,3	5,6	6,1	3,6
	never	90,4	88,8	93,9	92,9
	Total	100,0	100,0	100,0	100,0

**Q33 How often was the organization in the past (about 10 years ago) integrated in political decisions and its implementation? Please give answer for the following levels.**

## Local government

		total	Berlin	Halle	Heidelberg
Valid	haven't been member	18,9	18,6	21,1	20,7
	very often	,6	,6	0	1,7
	often	4,2	3,4	3,9	8,6
	sometimes	13,2	11,2	17,1	20,7
	rarely	14,2	13,7	15,8	13,8
	never	48,8	52,5	42,1	34,5
	Total	100,0	100,0	100,0	100,0

## City council

		total	Berlin	Halle	Heidelberg
Valid	haven't been member	19,0	18,8	21,3	20,3
	very often	,4	,3	0	1,7
	often	3,0	2,8	0	6,8
	sometimes	11,5	9,1	16,0	20,3
	rarely	13,4	11,9	17,3	15,3
	never	52,7	57,2	45,3	35,6
	Total	100,0	100,0	100,0	100,0

## Mayor

		total	Berlin	Halle	Heidelberg
Valid	haven't been member	18,9	18,6	21,1	20,3
	very often	,6		1,3	3,4
	often	1,9	1,6	0	5,1
	sometimes	8,9	6,8	10,5	18,6
	rarely	12,9	11,2	17,1	16,9
	never	56,8	61,8	50,0	35,6
	Total	100,0	100,0	100,0	100,0

## Federal State authority (Landtag/Abgeordnetenhaus)

		total	Berlin	Halle	Heidelberg
Valid	haven't been member	19,0	18,6	21,3	21,1
	often	1,3	1,6	1,3	0
	sometimes	6,0	5,3	4,0	7,0
	rarely	12,4	11,5	20,0	8,8
	never	61,4	63,0	53,3	63,2
	Total	100,0	100,0	100,0	100,0

## Von den Landesbehörden

		total	Berlin	Halle	Heidelberg
Valid	haven't been member	18,8	18,5	21,1	21,1
	very often	,4	,3	1,3	0
	often	1,7	1,2	2,6	1,8
	sometimes	9,1	9,5	7,9	5,3
	rarely	10,1	10,5	10,5	8,8
	never	59,8	60,0	56,6	63,2
	Total	100,0	100,0	100,0	100,0

## Others

		total	Berlin	Halle	Heidelberg
Valid	haven't been member	31,6	30,3	37,2	35,3
	often	1,4	2,0	0	0
	sometimes	1,4	2,0	0	0
	rarely	2,5	2,5	2,3	2,9
	never	63,1	63,1	60,5	61,8
	Total	100,0	100,0	100,0	100,0

**Q34 Could the group influence political decisions?**

Local level

		total	Berlin	Halle	Heidelberg
Valid	yes	37,1	34,0	38,2	52,6
	no	62,9	66,0	61,8	47,4
	Total	100,0	100,0	100,0	100,0

Beyond the local level

		total	Berlin	Halle	Heidelberg
Valid	yes	18,8	17,6	28,8	9,6
	no	81,2	82,4	71,2	90,4
	Total	100,0	100,0	100,0	100,0

**Q35 What would you say about the political influence of the group?**

		total	Berlin	Halle	Heidelberg
Valid	very high	,6	,6	0	1,7
	high	9,9	8,2	11,4	19,0
	little	35,3	33,3	39,2	39,7
	very little	31,2	32,2	35,4	20,7
	none	22,9	25,7	13,9	19,0
	Total	100,0	100,0	100,0	100,0

**Q36 Which of the following statements describes the relationship between associations and the government the best? (one answer)**

		total	Berlin	Halle	Heidelberg
Valid	Cooperate and exchange opinions on a equal footing	13,4	12,8	10,9	14,5
	Associations assist government agencies	14,7	15,9	20,3	5,5
	Government agencies assist associations	19,1	17,1	23,4	21,8
	No relationship	52,7	54,2	45,3	58,2
	Total	100,0	100,0	100,0	100,0

**Q37 How would you describe the relationship to the following institutions/persons?**

## Citizen

		total	Berlin	Halle	Heidelberg
Valid	no relationship	3,6	4,0	3,9	1,8
	many conflicts	,4	,3		1,8
	conflicts	3,8	3,7	5,2	3,6
	neutral	36,5	37,3	39,0	30,4
	harmonically	48,7	47,7	46,8	55,4
	very harmonically	7,0	7,0	5,2	7,1
	Total	100,0	100,0	100,0	100,0

## Other civil society organizations

		total	Berlin	Halle	Heidelberg
Valid	no relationship	6,1	6,7	4,0	3,6
	many conflicts	,4	,6		
	conflicts	1,9	2,7		
	neutral	37,1	34,7	45,3	36,4
	harmonically	49,8	50,8	48,0	50,9
	very harmonically	4,6	4,6	2,7	9,1
	Total	100,0	100,0	100,0	100,0

## Regional Media

		total	Berlin	Halle	Heidelberg
Valid	no relationship	11,0	14,1	5,3	1,7
	conflicts	6,1	4,6	10,7	10,3
	neutral	53,8	52,9	61,3	46,6
	harmonically	27,0	26,3	20,0	39,7
	very harmonically	2,1	2,1	2,7	1,7
	Total	100,0	100,0	100,0	100,0

## Supra-regional Media

		total	Berlin	Halle	Heidelberg
Valid	no relationship	33,0	37,3	24,3	24,1
	many conflicts	,2	,3		
	conflicts	4,8	4,4	6,8	5,6
	neutral	47,8	43,0	58,1	53,7
	harmonically	12,4	13,0	9,5	14,8
	very harmonically	1,7	1,9	1,4	1,9
	Total	100,0	100,0	100,0	100,0

## Religious associations

		total	Berlin	Halle	Heidelberg
Valid	no relationship	42,9	45,7	45,9	27,8
	many conflicts	1,3	1,6	0	1,9
	conflicts	2,6	2,9	2,7	1,9
	neutral	35,8	33,9	37,8	37,0
	harmonically	15,4	13,4	13,5	29,6
	very harmonically	2,0	2,6	0	1,9
	Total	100,0	100,0	100,0	100,0

## Local government

		total	Berlin	Halle	Heidelberg
Valid	no relationship	12,2	13,9	6,7	7,0
	many conflicts	3,2	2,5	6,7	3,5
	conflicts	13,4	13,3	20,0	8,8
	neutral	43,3	41,8	50,7	35,1
	harmonically	25,8	27,2	16,0	35,1
	very harmonically	2,1	1,2		10,5
	Total	100,0	100,0	100,0	100,0

## City council

		total	Berlin	Halle	Heidelberg
Valid	no relationship	19,8	24,3	11,0	6,9
	many conflicts	1,8	1,3	4,1	1,7
	conflicts	10,1	8,7	17,8	10,3
	neutral	43,2	41,4	52,1	32,8
	harmonically	22,9	23,0	15,1	37,9
	very harmonically	2,2	1,3		10,3
	Total	100,0	100,0	100,0	100,0

## Mayor

		total	Berlin	Halle	Heidelberg
Valid	no relationship	24,8	31,3	12,2	5,2
	many conflicts	2,6	,6	10,8	3,4
	conflicts	6,7	5,3	14,9	5,2
	neutral	44,2	45,1	40,5	36,2
	harmonically	19,4	16,6	20,3	37,9
	very harmonically	2,4	,9	1,4	12,1
	Total	100,0	100,0	100,0	100,0

## Federal State authority

		total	Berlin	Halle	Heidelberg
Valid	no relationship	23,8	24,7	12,3	32,1
	many conflicts	1,7	,9	2,7	5,4
	conflicts	9,9	9,4	15,1	7,1
	neutral	47,5	46,9	50,7	44,6
	harmonically	15,3	16,3	17,8	8,9
	very harmonically	1,7	1,9	1,4	1,8
	Total	100,0	100,0	100,0	100,0

## Member of Parliament

		total	Berlin	Halle	Heidelberg
Valid	no relationship	31,9	35,1	20,5	31,5
	many conflicts	,9	,9	1,4	
	conflicts	4,6	4,1	5,5	7,4
	neutral	46,6	46,2	52,1	38,9
	harmonically	15,3	13,0	19,2	22,2
	very harmonically	,7	,6	1,4	
	Total	100,0	100,0	100,0	100,0

## Supreme Federal authority

		total	Berlin	Halle	Heidelberg
Valid	no relationship	49,6	50,2	45,8	57,7
	many conflicts	1,5	1,3	1,4	3,8
	conflicts	3,3	3,2	4,2	1,9
	neutral	37,6	36,1	43,1	34,6
	harmonically	7,3	8,3	5,6	1,9
	very harmonically	,7	1,0	0	
	Total	100,0	100,0	100,0	100,0

## Member of the Bundestag

		total	Berlin	Halle	Heidelberg
Valid	no relationship	44,9	47,0	43,8	40,4
	many conflicts	,9	1,0	1,4	
	conflicts	2,7	1,6	2,7	7,7
	neutral	39,2	39,3	39,7	32,7
	harmonically	11,1	9,6	12,3	17,3
	very harmonically	1,3	1,6		1,9
	Total	100,0	100,0	100,0	100,0

## Federal Chancellor

		total	Berlin	Halle	Heidelberg
Valid	no relationship	67,2	67,6	66,2	68,6
	many conflicts	,7	,3	2,8	
	conflicts	,9	,6	0	3,9
	neutral	29,4	29,1	31,0	27,5
	harmonically	1,3	1,6	0	
	very harmonically	,4	,6	0	
	Total	100,0	100,0	100,0	100,0

## Police

		total	Berlin	Halle	Heidelberg
Valid	no relationship	31,1	32,1	30,6	25,0
	many conflicts	,4	,3	1,4	
	conflicts	2,6	3,4	1,4	
	neutral	36,7	37,1	40,3	28,6
	harmonically	25,9	23,4	25,0	42,9
	very harmonically	3,2	3,7	1,4	3,6
	Total	100,0	100,0	100,0	100,0

## Political Parties

		total	Berlin	Halle	Heidelberg
Valid	no relationship	29,0	30,7	23,6	21,8
	many conflicts	,7	,6		1,8
	conflicts	5,7	4,4	9,7	9,1
	neutral	49,0	51,1	43,1	47,3
	harmonically	15,0	12,5	22,2	20,0
	very harmonically	,7	,6	1,4	
	Total	100,0	100,0	100,0	100,0

## Enterprises

		total	Berlin	Halle	Heidelberg
Valid	no relationship		32,7	17,8	20,4
	many conflicts		,3	4,1	
	conflicts		1,9	37,0	
	neutral		47,2	38,4	44,4
	harmonically		16,0	2,7	31,5
	very harmonically		1,9	100,0	3,7
	Total		100,0	17,8	100,0



## Employee association

		total	Berlin	Halle	Heidelberg
Valid	no relationship		52,9	47,9	46,2
	many conflicts			5,5	1,9
	conflicts		2,2	2,7	1,9
	neutral		33,4	27,4	32,7
	harmonically		10,2	13,7	17,3
	very harmonically		1,3	2,7	
	Total		100,0	100,0	100,0

## Economic/trade association

		total	Berlin	Halle	Heidelberg
Valid	no relationship		55,7	50,0	44,2
	conflicts		1,6	4,2	3,8
	neutral		33,2	29,2	40,4
	harmonically		8,2	15,3	11,5
	very harmonically		1,3	1,4	
	Total		100,0	100,0	100,0

## Charity/social welfare association

		total	Berlin	Halle	Heidelberg
Valid	no relationship	33,8	33,1	42,5	31,5
	conflicts	2,2	,9	4,1	5,6
	neutral	29,1	31,6	19,2	22,2
	harmonically	28,4	27,2	31,5	37,0
	very harmonically	6,5	7,2	2,7	3,7
	Total	100,0	100,0	100,0	100,0

## Others

		total	Berlin	Halle	Heidelberg
Valid	no relationship	50,0	48,3	60,0	50,0
	neutral	30,8	31,0	26,7	31,3
	harmonically	10,0	10,3	13,3	6,3
	very harmonically	9,2	10,3	0	12,5
	Total	100,0	100,0	100,0	100,0

**Q38 Who did fill in the questionnaire (position in the group)?**

		total	Berlin	Halle	Heidelberg
Valid	chairman	33,5	31,5	33,3	48,3
	board member	19,4	20,1	18,5	15,0
	administrator	30,5	30,4	34,6	26,7
	treasurer	1,8	2,0	2,5	3,3
	secretary	1,4	1,1	1,2	5,0
	member	5,5	6,3	3,7	1,7
	Others	7,9	8,6	6,2	100,0
	Total	100,0	100,0	100,0	

## JIGS2との比較表(Social Group/Association Survey)

JIGS2 Social Group Survey		Germany Social Group/Association Survey (Vereine/ e.V.) <sup>1</sup>	
Q1	location	Q1	
Q2	year established	Q5	
Q3	Group description	-	All groups have legal status
Q4	number of members/ groups/organizations	Q7	
Q5	Workers/staff members	Q10	5 categories
Q6	requirements for becoming member	Q8	10 categories (additional: official application form/unofficial application form; excluded: must work in certain industry)
Q7	group categorization	Q2	14 categories corresponding to the in Germany existing categories
Q8	policy areas interested in	Q18	
Q9	activities and purposes	Q3	14 categories corresponding to the empirical work of van Bentem <sup>2</sup>
Q10	legal person status	-	All groups have legal status
Q11	geographical level	Q4	
Q12	Political influence	Q33	
Q13	opinion on statements	-	
Q14	support from other organization	Q6	
Q15	information	Q16	20 categories (additional ones: regional media, supra-regional media, internet ...)
Q16	contacts to individuals	Q20	15 categories (additional ones: regional media, supra-regional media ...)
Q17	relationship to government	Q19	Communal level/state (Bundesland) level 7 categories
Q18	requests (directly) to government	-	
Q19	requests (indirectly) to government	Q22 Q23	Q22: Present Q23: past (additional category: group did not exist/not member at that time)
Q20	requests to political parties	Q24 Q25	Q24: Present Q25: past (additional category: group did not exist/not member at that time)
Q21	consulted by individuals/groups	Q30 Q31	6 categories Q30: Present Q31: past (additional category: group did not exist/not member at that time)
Q22	trust to individuals/ groups/and organizations	Q26 Q27	16 categories Q26: Present Q27: past (additional category: group did not exist/not member at that time)
Q23	satisfaction with policies of national/local governments	Q21	
Q24	organization that represents your group's interests at the national level	Q28	
Q25	influence of this organization have on Japanese politics in general	Q29	On German politics
Q26	Influence on Japanese politics		
Q27	relationship with groups	Q35	20 categories (5-point-scale + "no relationship")
Q28	Media exposure	Q17	How often in year 2006 (5-point-scale)
Q29	activities for the general public	Q14	3 categories (A/B put together)
Q30	Activities in election	Q36	Yes-no (Vereine usually no activities in elections)
Q31	Activities in election	-	
Q32	Activities in election	-	
Q33	actions, during the period when national or local government is drawing up its budget	-	
Q34	Methods of lobbying	-	Lobbying not typical for Vereine
Q35	Success in blocking/revising policy	Q32	
Q36	Members participation	Q12	Not asked for membership fee, since every member has

<sup>1</sup> If there is no comment, than exactly the same question as in JIGS is used

<sup>2</sup> Neil, van Bentem (2006) Vereine, eingetragene Vereine, Dritter-Sektor-Organisationen. Eine empirische Analyse des lokalen Dritten Sektors. Waxmann Verlag GmbH

			to pay anyway
Q37	Interaction among members	Q13	4 categories (C/D put together to = via internet; additional: others)
Q38	Statements about group	Q15	
Q39	Educational background of members	Q9	7 categories corresponding to the in Germany existing education system
Q40	Occupation of members	-	
Q41	Financial sources	Q11	4 categories (government contracts and government subsidies/funds put in one category)
Q42	Educational level of person given answers	-	
Q43	Contact to certain persons of person given answers	-	
Q44	Political opinion of person given answers	-	
		Q37	Status of the answering person
		Q34	Wish of more political influence for the group

**Q2 Please classify your organization.**

		Frequency	Percent	Valid Percent	Cumulative Percent
Valid	economic/trade association	36	11,5	12,1	12,1
	association for promoting the interests of particular groups	27	8,7	9,1	21,2
	recreation, leisure time	7	2,2	2,4	23,6
	environmental association	9	2,9	3,0	26,6
	culture, education, academic association	61	19,6	20,5	47,1
	religious association	3	1,0	1,0	48,1
	development association	8	2,6	2,7	50,8
	foundation/donation	6	1,9	2,0	52,9
	others	31	9,9	10,4	63,3
	employer association	19	6,1	6,4	69,7
	board/court	18	5,8	6,1	75,8
	employee association	12	3,8	4,0	79,8
	association for business, self-employed, owner	32	10,3	10,8	90,6
	consumer association	4	1,3	1,3	91,9
	charity/social welfare	8	2,6	2,7	94,6
	social association	4	1,3	1,3	96,0
	support-group/self-regulating community	12	3,8	4,0	100,0
Total	297	95,2	100,0		
Missing	9999	15	4,8		
Total		312	100,0		

**Q3 What are the groups activities and purposes?**

		Responses		Percent of Cases
		N	Percent	N
activities(a)	Information for members	254	19,6%	81,9%
	Protect member's lives and rights	66	5,1%	21,3%
	Education/lectures/training for members	188	14,5%	60,6%
	Assist members to receive funding from government	59	4,6%	19,0%
	Administrative help in obtaining licenses or receive contracts	114	8,8%	36,8%
	Male appeals or requests to the government	122	9,4%	39,4%
	Provide information for other groups/individuals	91	7,0%	29,4%
	Provide policy recommendation for other groups/individuals	49	3,8%	15,8%
	Provide education for the public	64	4,9%	20,6%
	Funding for other groups/individuals	29	2,2%	9,4%
	Public services (not for free)	78	6,0%	25,2%
	Public services (for free)	131	10,1%	42,3%
Others	49	3,8%	15,8%	
Total		1294	100,0%	417,4%

**Q4 Who's interests is your group trying to serve?**

		Frequency	Percent	Valid Percent	Cumulative Percent
Valid	members	208	66,7	66,7	66,7
	commune/city	3	1,0	1,0	67,6
	federal state	11	3,5	3,5	71,2
	German citizen	9	2,9	2,9	74,0
	particular group of persons/countries	28	9,0	9,0	83,0
	world population	4	1,3	1,3	84,3
	others	19	6,1	6,1	90,4
	9999	30	9,6	9,6	100,0
	Total	312	100,0	100,0	

**Q5 At which level is the organization active?**

		Frequency	Percent	Valid Percent	Cumulative Percent
Valid	local	9	2,9	2,9	2,9
	regional	43	13,8	14,0	16,9
	Land	130	41,7	42,2	59,1
	Bund	103	33,0	33,4	92,5
	EU	23	7,4	7,5	100,0
	Total	308	98,7	100,0	
Missing	9999	4	1,3		
Total		312	100,0		

**Q6 What is the founding year of the group?**

## Descriptive Statistics

	N	Minimum	Maximum	Mean	Std. Deviation
q6 founding year	299	1765	2007	1959,23	39,283
Valid N (listwise)	299				

## Founding year

		Frequency	Percent	Valid Percent	Cumulative Percent
Valid	up to 1900	32	10,3	10,7	10,7
	1901-1915	10	3,2	3,3	14,0
	1916-1930	16	5,1	5,4	19,4
	1931-1945	6	1,9	2,0	21,4
	1946-1960	66	21,2	22,1	43,5
	1961-1975	36	11,5	12,0	55,5
	1976-1990	78	25,0	26,1	81,6
	1991-2000	43	13,8	14,4	96,0
	2001-2007	12	3,8	4,0	100,0
Total	299	95,8	100,0		
Missing	System	13	4,2		
Total		312	100,0		

## Founding before/after the fall of the wall

		Frequency	Percent	Valid Percent	Cumulative Percent
Valid	before 1989	209	67,0	69,9	69,9
	after 1989	90	28,8	30,1	100,0
	Total	299	95,8	100,0	
Missing	System	13	4,2		
Total		312	100,0		

## Founding year before/after 1970

		Frequency	Percent	Valid Percent	Cumulative Percent
Valid	before 1970	150	48,1	50,2	50,2
	after 1970	149	47,8	49,8	100,0
	Total	299	95,8	100,0	
Missing	System	13	4,2		
Total		312	100,0		

**Q7 Did the organization receive funding from the following institutions when it was established?**

		Responses		Percent of Cases
		N	Percent	N
support(a)	no support	232	72,0%	81,7%
	commune	8	2,5%	2,8%
	Land	32	9,9%	11,3%
	Bund	17	5,3%	6,0%
	EU	5	1,6%	1,8%
	enterprises	8	2,5%	2,8%
	Employee association	2	,6%	,7%
	Economic/trade association	3	,9%	1,1%
	others	15	4,7%	5,3%
Total		322	100,0%	113,4%

**Q8 Please tell us the number of members in your group. If members are groups/organizations, provide the number of group members and the total number of individual members.**

## Descriptive Statistics

	N	Minimum	Maximum	Mean	Std. Deviation
number of members (founding year)	159	0	120000	1612,74	10476,800
number of members (today)	243	0	1500000	19713,91	119046,683
number of corporate bodies (founding year)	71	0	1086	34,62	130,941
number of corporate bodies (today)	109	0	2008	122,16	308,923



Member at founding year

		Frequency	Percent	Valid Percent	Cumulative Percent
Valid	up to 25	73	23,4	45,9	45,9
	26-100	51	16,3	32,1	78,0
	101-300	13	4,2	8,2	86,2
	301-1000	10	3,2	6,3	92,5
	more than 1000	12	3,8	7,5	100,0
	Total	159	51,0	100,0	
Missing	System	153	49,0		
Total		312	100,0		

Members today

		Frequency	Percent	Valid Percent	Cumulative Percent
Valid	up to 25	19	6,1	7,8	7,8
	26-100	42	13,5	17,3	25,1
	101-300	58	18,6	23,9	49,0
	301-1000	38	12,2	15,6	64,6
	more than 1000	86	27,6	35,4	100,0
	Total	243	77,9	100,0	
Missing	System	69	22,1		
Total		312	100,0		

Members more/less than 100 - today

		Frequency	Percent	Valid Percent	Cumulative Percent
Valid	up to 100	61	19,6	25,1	25,1
	more than 100	182	58,3	74,9	100,0
	Total	243	77,9	100,0	
Missing	System	69	22,1		
Total		312	100,0		

Corporate bodies at founding year

		Frequency	Percent	Valid Percent	Cumulative Percent
Valid	up to 25	35	11,2	49,3	49,3
	26-100	12	3,8	16,9	66,2
	101-300	3	1,0	4,2	70,4
	more than 1000	1	,3	1,4	71,8
	none	20	6,4	28,2	100,0
	Total	71	22,8	100,0	
Missing	System	241	77,2		
Total		312	100,0		

Corporate bodies today

		Frequency	Percent	Valid Percent	Cumulative Percent
Valid	up to 25	53	17,0	48,6	48,6
	26-100	28	9,0	25,7	74,3
	101-300	10	3,2	9,2	83,5
	301-1000	4	1,3	3,7	87,2
	more than 1000	5	1,6	4,6	91,7
	none	9	2,9	8,3	100,0
	Total	109	34,9	100,0	
Missing	System	203	65,1		
Total		312	100,0		

**Q9 What is the educational background of the groups members?**

Hauptschulabschluss/CSE

		Frequency	Percent	Valid Percent	Cumulative Percent
Valid	0	127	40,7	63,5	63,5
	1-25%	46	14,7	23,0	86,5
	26-50%	21	6,7	10,5	97,0
	51-75%	6	1,9	3,0	100,0
	Total	200	64,1	100,0	
Missing	System	112	35,9		
Total		312	100,0		

Mittlere Reife/secondary school level certificate/O-level

		Frequency	Percent	Valid Percent	Cumulative Percent
Valid	0	88	28,2	44,0	44,0
	1-25%	59	18,9	29,5	73,5
	26-50%	40	12,8	20,0	93,5
	51-75%	5	1,6	2,5	96,0
	75-100%	8	2,6	4,0	100,0
	Total	200	64,1	100,0	
Missing	System	112	35,9		
Total		312	100,0		

Abitur/high school graduation

		Frequency	Percent	Valid Percent	Cumulative Percent
Valid	0	67	21,5	33,5	33,5
	1-25%	75	24,0	37,5	71,0
	26-50%	38	12,2	19,0	90,0
	51-75%	11	3,5	5,5	95,5
	75-100%	9	2,9	4,5	100,0
	Total	200	64,1	100,0	
Missing	System	112	35,9		
Total		312	100,0		

University degree

		Frequency	Percent	Valid Percent	Cumulative Percent
Valid	0	24	7,7	12,0	12,0
	1-25%	69	22,1	34,5	46,5
	26-50%	41	13,1	20,5	67,0
	51-75%	20	6,4	10,0	77,0
	75-100%	46	14,7	23,0	100,0
	Total	200	64,1	100,0	
Missing	System	112	35,9		
Total		312	100,0		

Degree of doctor

		Frequency	Percent	Valid Percent	Cumulative Percent
Valid	0	79	25,3	39,5	39,5
	1-25%	89	28,5	44,5	84,0
	26-50%	16	5,1	8,0	92,0
	51-75%	6	1,9	3,0	95,0
	75-100%	10	3,2	5,0	100,0
	Total	200	64,1	100,0	
Missing	System	112	35,9		
Total		312	100,0		

**Q10 How many employees are working in the branch office?  
Please tell the number of each employment type.**

Full-time employees

		Frequency	Percent	Valid Percent	Cumulative Percent
Valid	none	109	34,9	39,1	39,1
	1-10	118	37,8	42,3	81,4
	more than 10	52	16,7	18,6	100,0
	Total	279	89,4	100,0	
Missing	9999	33	10,6		
Total		312	100,0		

Part-time employees

		Frequency	Percent	Valid Percent	Cumulative Percent
Valid	none	123	39,4	44,1	44,1
	1-10	134	42,9	48,0	92,1
	more than 10	22	7,1	7,9	100,0
	Total	279	89,4	100,0	
Missing	9999	33	10,6		
Total		312	100,0		

Freelancer

		Frequency	Percent	Valid Percent	Cumulative Percent
Valid	none	205	65,7	73,5	73,5
	1-10	65	20,8	23,3	96,8
	more than 10	9	2,9	3,2	100,0
	Total	279	89,4	100,0	
Missing	9999	33	10,6		
Total		312	100,0		

Civil service, ABM

		Frequency	Percent	Valid Percent	Cumulative Percent
Valid	none	266	85,3	95,3	95,3
	1-10	12	3,8	4,3	99,6
	more than 10	1	,3	,4	100,0
	Total	279	89,4	100,0	
Missing	9999	33	10,6		
Total		312	100,0		

Volunteers

		Frequency	Percent	Valid Percent	Cumulative Percent
Valid	none	157	50,3	56,3	56,3
	1-10	92	29,5	33,0	89,2
	more than 10	30	9,6	10,8	100,0
	Total	279	89,4	100,0	
Missing	9999	33	10,6		
Total		312	100,0		

Others

		Frequency	Percent	Valid Percent	Cumulative Percent
Valid	none	255	81,7	91,4	91,4
	1-10	23	7,4	8,2	99,6
	more than 10	1	,3	,4	100,0
	Total	279	89,4	100,0	
Missing	9999	33	10,6		
Total		312	100,0		

**Q11 What are the sources of the groups income?**

Membership fees

		Frequency	Percent	Valid Percent	Cumulative Percent
Valid	none	19	6,1	12,0	12,0
	up to 1000 €	13	4,2	8,2	20,3
	up to 10000 €	28	9,0	17,7	38,0
	up to 100000 €	47	15,1	29,7	67,7
	up to 1000000 €	31	9,9	19,6	87,3
	up to 10000000 €	19	6,1	12,0	99,4
	more than 10000000 €	1	,3	,6	100,0
	Total	158	50,6	100,0	
Missing	9999	154	49,4		
Total		312	100,0		

State grant

		Frequency	Percent	Valid Percent	Cumulative Percent
Valid	none	110	35,3	69,6	69,6
	up to 1000 €	3	1,0	1,9	71,5
	up to 10000 €	13	4,2	8,2	79,7
	up to 100000 €	13	4,2	8,2	88,0
	up to 1000000 €	9	2,9	5,7	93,7
	up to 10000000 €	7	2,2	4,4	98,1
	more than 10000000 €	3	1,0	1,9	100,0
	Total	158	50,6	100,0	
Missing	9999	154	49,4		
Total		312	100,0		

Donations/subsidies

		Frequency	Percent	Valid Percent	Cumulative Percent
Valid	none	100	32,1	63,3	63,3
	up to 1000 €	15	4,8	9,5	72,8
	up to 10000 €	14	4,5	8,9	81,6
	up to 100000 €	20	6,4	12,7	94,3
	up to 1000000 €	8	2,6	5,1	99,4
	more than 10000000 €	1	,3	,6	100,0
	Total	158	50,6	100,0	
Missing	9999	154	49,4		
Total		312	100,0		

Revenues from activities

		Frequency	Percent	Valid Percent	Cumulative Percent
Valid	none	106	34,0	67,1	67,1
	up to 1000 €	6	1,9	3,8	70,9
	up to 10000 €	12	3,8	7,6	78,5
	up to 100000 €	15	4,8	9,5	88,0
	up to 1000000 €	11	3,5	7,0	94,9
	up to 10000000 €	6	1,9	3,8	98,7
	more than 10000000 €	2	,6	1,3	100,0
	Total	158	50,6	100,0	
Missing	9999	154	49,4		
Total		312	100,0		

## Others

		Frequency	Percent	Valid Percent	Cumulative Percent
Valid	none	109	34,9	69,0	69,0
	up to 1000 €	11	3,5	7,0	75,9
	up to 10000 €	7	2,2	4,4	80,4
	up to 100000 €	18	5,8	11,4	91,8
	up to 1000000 €	7	2,2	4,4	96,2
	up to 10000000 €	5	1,6	3,2	99,4
	more than 10000000 €	1	,3	,6	100,0
	Total	158	50,6	100,0	
Missing	9999	154	49,4		
Total		312	100,0		

**Q12 How often do members participate in the groups activities?**

## Meetings

		Frequency	Percent	Valid Percent	Cumulative Percent
Valid	very often	46	14,7	15,9	15,9
	often	108	34,6	37,2	53,1
	sometimes	105	33,7	36,2	89,3
	rarely	30	9,6	10,3	99,7
	never	1	,3	,3	100,0
	Total	290	92,9	100,0	
Missing	9999	22	7,1		
Total		312	100,0		

## Groups events

		Frequency	Percent	Valid Percent	Cumulative Percent
Valid	very often	39	12,5	14,0	14,0
	often	143	45,8	51,3	65,2
	sometimes	89	28,5	31,9	97,1
	rarely	5	1,6	1,8	98,9
	never	3	1,0	1,1	100,0
	Total	279	89,4	100,0	
Missing	9999	33	10,6		
Total		312	100,0		

Donations

		Frequency	Percent	Valid Percent	Cumulative Percent
Valid	very often	5	1,6	2,2	2,2
	often	11	3,5	4,8	6,9
	sometimes	53	17,0	22,9	29,9
	rarely	88	28,2	38,1	68,0
	never	74	23,7	32,0	100,0
	Total	231	74,0	100,0	
Missing	9999	81	26,0		
Total		312	100,0		

**Q13 How often do members interact with each other and with the managing board?**

Talks and discussions between members and board

		Frequency	Percent	Valid Percent	Cumulative Percent
Valid	very often	61	19,6	20,8	20,8
	often	118	37,8	40,3	61,1
	sometimes	88	28,2	30,0	91,1
	rarely	21	6,7	7,2	98,3
	never	5	1,6	1,7	100,0
	Total	293	93,9	100,0	
Missing	9999	19	6,1		
Total		312	100,0		

Meetings among members

		Frequency	Percent	Valid Percent	Cumulative Percent
Valid	very often	34	10,9	12,0	12,0
	often	107	34,3	37,8	49,8
	sometimes	114	36,5	40,3	90,1
	rarely	26	8,3	9,2	99,3
	never	2	,6	,7	100,0
	Total	283	90,7	100,0	
Missing	9999	29	9,3		
Total		312	100,0		



## Contact via internet

		Frequency	Percent	Valid Percent	Cumulative Percent
Valid	very often	82	26,3	30,5	30,5
	often	99	31,7	36,8	67,3
	sometimes	52	16,7	19,3	86,6
	rarely	34	10,9	12,6	99,3
	never	2	,6	,7	100,0
	Total	269	86,2	100,0	
Missing	9999	43	13,8		
Total		312	100,0		

## Others

		Frequency	Percent	Valid Percent	Cumulative Percent
Valid	very often	12	3,8	26,1	26,1
	often	14	4,5	30,4	56,5
	sometimes	13	4,2	28,3	84,8
	rarely	5	1,6	10,9	95,7
	never	2	,6	4,3	100,0
	Total	46	14,7	100,0	
Missing	9999	266	85,3		
Total		312	100,0		

**Q14 How often does the group do the following activities for the public?**

## Discussions/symposia/conferences

		Frequency	Percent	Valid Percent	Cumulative Percent
Valid	very often	16	5,1	5,6	5,6
	often	87	27,9	30,3	35,9
	sometimes	119	38,1	41,5	77,4
	rarely	49	15,7	17,1	94,4
	never	16	5,1	5,6	100,0
	Total	287	92,0	100,0	
Missing	9999	25	8,0		
Total		312	100,0		

## Newsletter

		Frequency	Percent	Valid Percent	Cumulative Percent
Valid	very often	56	17,9	19,9	19,9
	often	100	32,1	35,5	55,3
	sometimes	74	23,7	26,2	81,6
	rarely	29	9,3	10,3	91,8
	never	23	7,4	8,2	100,0
	Total	282	90,4	100,0	
Missing	9999	30	9,6		
Total		312	100,0		

Information through internet

		Frequency	Percent	Valid Percent	Cumulative Percent
Valid	very often	88	28,2	31,2	31,2
	often	111	35,6	39,4	70,6
	sometimes	51	16,3	18,1	88,7
	rarely	14	4,5	5,0	93,6
	never	18	5,8	6,4	100,0
	Total	282	90,4	100,0	
Missing	9999	30	9,6		
Total		312	100,0		

**Q15 How often was the group mentioned in media last year?**

		Frequency	Percent	Valid Percent	Cumulative Percent
Valid	very often	45	14,4	15,0	15,0
	often	82	26,3	27,2	42,2
	sometimes	107	34,3	35,5	77,7
	rarely	55	17,6	18,3	96,0
	never	12	3,8	4,0	100,0
	Total	301	96,5	100,0	
Missing	9999	11	3,5		
Total		312	100,0		

**Q16 How applicable are the following statements to you group?**

The group is managed based on its rules

		Frequency	Percent	Valid Percent	Cumulative Percent
Valid	very applicable	183	58,7	62,0	62,0
	applicable	65	20,8	22,0	84,1
	somewhat	41	13,1	13,9	98,0
	not very much	5	1,6	1,7	99,7
	not at all	1	,3	,3	100,0
	Total	295	94,6	100,0	
Missing	9999	17	5,4		
Total		312	100,0		

The group's decisions are made with members' consensus as much as possible

		Frequency	Percent	Valid Percent	Cumulative Percent
Valid	very applicable	207	66,3	69,2	69,2
	applicable	59	18,9	19,7	89,0
	somewhat	30	9,6	10,0	99,0
	not very much	1	,3	,3	99,3
	not at all	2	,6	,7	100,0
	Total	299	95,8	100,0	
Missing	9999	13	4,2		
Total		312	100,0		

Special skills or expertise are necessary for the group's activities

		Frequency	Percent	Valid Percent	Cumulative Percent
Valid	very applicable	119	38,1	39,9	39,9
	applicable	86	27,6	28,9	68,8
	somewhat	58	18,6	19,5	88,3
	not very much	26	8,3	8,7	97,0
	not at all	9	2,9	3,0	100,0
	Total	298	95,5	100,0	
Missing	9999	14	4,5		
Total		312	100,0		

The group's activities are inseparable from the founder's ideas

		Frequency	Percent	Valid Percent	Cumulative Percent
Valid	very applicable	173	55,4	60,5	60,5
	applicable	49	15,7	17,1	77,6
	somewhat	38	12,2	13,3	90,9
	not very much	20	6,4	7,0	97,9
	not at all	6	1,9	2,1	100,0
	Total	286	91,7	100,0	
Missing	9999	26	8,3		
Total		312	100,0		

The group's manager presents solutions to problems

		Frequency	Percent	Valid Percent	Cumulative Percent
Valid	very applicable	121	38,8	41,0	41,0
	applicable	104	33,3	35,3	76,3
	somewhat	58	18,6	19,7	95,9
	not very much	10	3,2	3,4	99,3
	not at all	2	,6	,7	100,0
	Total	295	94,6	100,0	
Missing	9999	17	5,4		
Total		312	100,0		

If there is a disagreement among members, we spend lots of time in discussion

		Frequency	Percent	Valid Percent	Cumulative Percent
Valid	very applicable	98	31,4	33,4	33,4
	applicable	106	34,0	36,2	69,6
	somewhat	72	23,1	24,6	94,2
	not very much	10	3,2	3,4	97,6
	not at all	7	2,2	2,4	100,0
	Total	293	93,9	100,0	
Missing	9999	19	6,1		
Total		312	100,0		

Members understand the group's purposes and principles very well

		Frequency	Percent	Valid Percent	Cumulative Percent
Valid	very applicable	191	61,2	63,5	63,5
	applicable	76	24,4	25,2	88,7
	somewhat	32	10,3	10,6	99,3
	not very much	1	,3	,3	99,7
	not at all	1	,3	,3	100,0
	Total	301	96,5	100,0	
Missing	9999	11	3,5		
Total		312	100,0		

Members share the group's information

		Frequency	Percent	Valid Percent	Cumulative Percent
Valid	very applicable	118	37,8	39,5	39,5
	applicable	89	28,5	29,8	69,2
	somewhat	84	26,9	28,1	97,3
	not very much	6	1,9	2,0	99,3
	not at all	2	,6	,7	100,0
	Total	299	95,8	100,0	
Missing	9999	13	4,2		
Total		312	100,0		

**Q17 Where does the group get information necessary for its activities?**

		Responses		Percent of Cases
		N	Percent	N
informatio n(a)	citizen	56	2,8%	18,1%
	members	227	11,2%	73,5%
	other civil society organizations	95	4,7%	30,7%
	regional media	116	5,7%	37,5%
	supra-regional media	178	8,8%	57,6%
	Internet	221	10,9%	71,5%
	local government	50	2,5%	16,2%
	city council	36	1,8%	11,7%
	mayor	37	1,8%	12,0%
	Federal State authority	177	8,7%	57,3%
	member of parliament	84	4,1%	27,2%
	supreme federal authority	141	6,9%	45,6%
	member of the Bundestag	71	3,5%	23,0%
	federal chancellor	7	,3%	2,3%
	European Union authority	81	4,0%	26,2%
	Member of European parliament	30	1,5%	9,7%
	political parties	86	4,2%	27,8%
	scientists / experts	174	8,6%	56,3%
	enterprises	97	4,8%	31,4%
others	70	3,4%	22,7%	
Total		2034	100,0%	658,3%

## Most important source of information

		Frequency	Percent	Valid Percent	Cumulative Percent
Valid	citizen	10	3,2	3,8	3,8
	members	64	20,5	24,4	28,2
	other civil society organizations	15	4,8	5,7	34,0
	regional media	3	1,0	1,1	35,1
	supra-regional media	13	4,2	5,0	40,1
	Internet	18	5,8	6,9	46,9
	local government	2	,6	,8	47,7
	mayor	1	,3	,4	48,1
	Federal State authority	28	9,0	10,7	58,8
	member of parliament	1	,3	,4	59,2
	supreme federal authority	22	7,1	8,4	67,6
	member of the Bundestag	3	1,0	1,1	68,7
	European Union authority	1	,3	,4	69,1
	political parties	2	,6	,8	69,8
	scientists / experts	37	11,9	14,1	84,0
	enterprises	9	2,9	3,4	87,4
	others	33	10,6	12,6	100,0
	Total	262	84,0	100,0	
Missing	9999	50	16,0		
Total		312	100,0		

## Second important source of information

		Frequency	Percent	Valid Percent	Cumulative Percent
Valid	citizen	3	1,0	1,2	1,2
	members	34	10,9	13,2	14,3
	other civil society organizations	13	4,2	5,0	19,4
	regional media	12	3,8	4,7	24,0
	supra-regional media	30	9,6	11,6	35,7
	Internet	29	9,3	11,2	46,9
	local government	7	2,2	2,7	49,6
	mayor	2	,6	,8	50,4
	Federal State authority	41	13,1	15,9	66,3
	member of parliament	7	2,2	2,7	69,0
	supreme federal authority	22	7,1	8,5	77,5
	member of the Bundestag	2	,6	,8	78,3
	European Union authority	4	1,3	1,6	79,8
	member of the European parliament	1	,3	,4	80,2
	political parties	8	2,6	3,1	83,3
	scientists / experts	17	5,4	6,6	89,9
enterprises	13	4,2	5,0	95,0	
others	13	4,2	5,0	100,0	
Total	258	82,7	100,0		
Missing	9999	54	17,3		
Total		312	100,0		

## Third important source of information

		Frequency	Percent	Valid Percent	Cumulative Percent
Valid	citizen	4	1,3	1,7	1,7
	members	33	10,6	13,6	15,3
	other civil society organizations	7	2,2	2,9	18,2
	regional media	9	2,9	3,7	21,9
	supra-regional media	25	8,0	10,3	32,2
	Internet	38	12,2	15,7	47,9
	local government	4	1,3	1,7	49,6
	mayor	5	1,6	2,1	51,7
	Federal State authority	25	8,0	10,3	62,0
	member of parliament	7	2,2	2,9	64,9
	supreme federal authority	15	4,8	6,2	71,1
	member of the Bundestag	3	1,0	1,2	72,3
	chancellor	1	,3	,4	72,7
	European Union authority	7	2,2	2,9	75,6
	political parties	5	1,6	2,1	77,7
	scientists / experts	30	9,6	12,4	90,1
	enterprises	17	5,4	7,0	97,1
	others	7	2,2	2,9	100,0
Total	242	77,6	100,0		
Missing	9999	70	22,4		
Total		312	100,0		

**Q18 In which policy fields is the organization interested in?**

		Responses		Percent of Cases
		N	Percent	N
political interest s(a)	Financial policy	96	6,4%	31,4%
	Trade policy	53	3,5%	17,3%
	Business/industrial development	103	6,8%	33,7%
	Public building project/public order	46	3,1%	15,0%
	Transport policy	64	4,3%	20,9%
	Communication policy	42	2,8%	13,7%
	Technology policy	84	5,6%	27,5%
	Regional development	90	6,0%	29,4%
	Foreign affairs	28	1,9%	9,2%
	National / public security	23	1,5%	7,5%
	Civil right issues	85	5,7%	27,8%
	Local politics	73	4,9%	23,9%
	Labor market policy	97	6,4%	31,7%
	Consumers protection	36	2,4%	11,8%
	Agriculture, forestry and fishery policy	75	5,0%	24,5%
	Environmental policy	109	7,2%	35,6%
	Health protection and social affairs	113	7,5%	36,9%
	International collaboration and communication	55	3,7%	18,0%
	Education, science and recreation	132	8,8%	43,1%
	Support of other civil society organizations	58	3,9%	19,0%
Others	29	1,9%	9,5%	
no political interests	13	,9%	4,2%	
<b>Total</b>		<b>1504</b>	<b>100,0%</b>	<b>491,5%</b>

**Q19 Does the group have contact to the following persons/institutions?**

		Responses		Percent of Cases
		N	Percent	N
contact to(a)	citizen	118	5,3%	38,9%
	members	105	4,7%	34,7%
	other civil society organizations	126	5,7%	41,6%
	regional media	105	4,7%	34,7%
	supra-regional media	99	4,5%	32,7%
	Internet	97	4,4%	32,0%
	local government	209	9,4%	69,0%
	city council	162	7,3%	53,5%
	mayor	151	6,8%	49,8%
	Federal State authority	6	,3%	2,0%
	member of parliament	133	6,0%	43,9%
	supreme federal authority	22	1,0%	7,3%
	member of the Bundestag	68	3,1%	22,4%
	federal chancellor	57	2,6%	18,8%
	European Union authority	133	6,0%	43,9%
	Member of European parliament	165	7,5%	54,5%
	political parties	142	6,4%	46,9%
	scientists / experts	178	8,0%	58,7%
	enterprises	117	5,3%	38,6%
others	21	,9%	6,9%	
Total		2214	100,0%	730,7%

**Q20 How often does the group contact politicians to make requests to the government?**

## City council

		Frequency	Percent	Valid Percent	Cumulative Percent
Valid	very often	7	2,2	2,9	2,9
	often	30	9,6	12,4	15,4
	sometimes	70	22,4	29,0	44,4
	rarely	64	20,5	26,6	71,0
	never	70	22,4	29,0	100,0
	Total	241	77,2	100,0	
Missing	9999	71	22,8		
Total		312	100,0		



Mayor

		Frequency	Percent	Valid Percent	Cumulative Percent
Valid	very often	5	1,6	2,0	2,0
	often	44	14,1	17,3	19,3
	sometimes	84	26,9	33,1	52,4
	rarely	57	18,3	22,4	74,8
	never	64	20,5	25,2	100,0
	Total	254	81,4	100,0	
Missing	9999	58	18,6		
Total		312	100,0		

Member of Parliament (Landtag/Abgeordnetenhaus)

		Frequency	Percent	Valid Percent	Cumulative Percent
Valid	very often	13	4,2	4,8	4,8
	often	59	18,9	21,7	26,5
	sometimes	117	37,5	43,0	69,5
	rarely	48	15,4	17,6	87,1
	never	35	11,2	12,9	100,0
	Total	272	87,2	100,0	
Missing	9999	40	12,8		
Total		312	100,0		

Member of the Bundestag

		Frequency	Percent	Valid Percent	Cumulative Percent
Valid	very often	9	2,9	3,4	3,4
	often	46	14,7	17,2	20,6
	sometimes	106	34,0	39,7	60,3
	rarely	66	21,2	24,7	85,0
	never	40	12,8	15,0	100,0
	Total	267	85,6	100,0	
Missing	9999	45	14,4		
Total		312	100,0		

Federal Chancellor

		Frequency	Percent	Valid Percent	Cumulative Percent
Valid	very often	1	,3	,5	,5
	often	5	1,6	2,3	2,7
	sometimes	22	7,1	9,9	12,6
	rarely	36	11,5	16,2	28,8
	never	158	50,6	71,2	100,0
	Total	222	71,2	100,0	
Missing	9999	90	28,8		
Total		312	100,0		

Member of European parliament

		Frequency	Percent	Valid Percent	Cumulative Percent
Valid	very often	2	,6	,9	,9
	often	19	6,1	8,1	8,9
	sometimes	53	17,0	22,6	31,5
	rarely	60	19,2	25,5	57,0
	never	101	32,4	43,0	100,0
	Total	235	75,3	100,0	
Missing	9999	77	24,7		
Total		312	100,0		

Others

		Frequency	Percent	Valid Percent	Cumulative Percent
Valid	very often	2	,6	2,9	2,9
	often	18	5,8	26,1	29,0
	sometimes	9	2,9	13,0	42,0
	rarely	7	2,2	10,1	52,2
	never	33	10,6	47,8	100,0
	Total	69	22,1	100,0	
Missing	9999	243	77,9		
Total		312	100,0		

**Q21 How often did the group contact politicians in the past (about 10 years ago) to make requests to the government?**

City council

		Frequency	Percent	Valid Percent	Cumulative Percent
Valid	haven't been member	33	10,6	14,2	14,2
	very often	8	2,6	3,4	17,6
	often	30	9,6	12,9	30,5
	sometimes	52	16,7	22,3	52,8
	rarely	49	15,7	21,0	73,8
	never	61	19,6	26,2	100,0
	Total	233	74,7	100,0	
Missing	9999	79	25,3		
Total		312	100,0		

Mayor

		Frequency	Percent	Valid Percent	Cumulative Percent
Valid	haven't been member	33	10,6	13,4	13,4
	very often	4	1,3	1,6	15,0
	often	47	15,1	19,1	34,1
	sometimes	57	18,3	23,2	57,3
	rarely	48	15,4	19,5	76,8
	never	57	18,3	23,2	100,0
	Total	246	78,8	100,0	
Missing	9999	66	21,2		
Total		312	100,0		

Member of Parliament (Landtag/Abgeordnetenhaus)

		Frequency	Percent	Valid Percent	Cumulative Percent
Valid	haven't been member	33	10,6	12,1	12,1
	very often	9	2,9	3,3	15,4
	often	62	19,9	22,8	38,2
	sometimes	88	28,2	32,4	70,6
	rarely	50	16,0	18,4	89,0
	never	30	9,6	11,0	100,0
	Total	272	87,2	100,0	
Missing	9999	40	12,8		
Total		312	100,0		

Member of the Bundestag

		Frequency	Percent	Valid Percent	Cumulative Percent
Valid	haven't been member	33	10,6	12,9	12,9
	very often	7	2,2	2,7	15,6
	often	40	12,8	15,6	31,3
	sometimes	79	25,3	30,9	62,1
	rarely	54	17,3	21,1	83,2
	never	43	13,8	16,8	100,0
	Total	256	82,1	100,0	
Missing	9999	56	17,9		
Total		312	100,0		

Federal Chancellor

		Frequency	Percent	Valid Percent	Cumulative Percent
Valid	haven't been member	33	10,6	15,1	15,1
	very often	1	,3	,5	15,6
	often	7	2,2	3,2	18,8
	sometimes	15	4,8	6,9	25,7
	rarely	25	8,0	11,5	37,2
	never	137	43,9	62,8	100,0
	Total	218	69,9	100,0	
Missing	9999	94	30,1		
Total		312	100,0		

Member of European parliament

		Frequency	Percent	Valid Percent	Cumulative Percent
Valid	haven't been member	33	10,6	14,7	14,7
	very often	2	,6	,9	15,6
	often	11	3,5	4,9	20,5
	sometimes	33	10,6	14,7	35,3
	rarely	53	17,0	23,7	58,9
	never	92	29,5	41,1	100,0
	Total	224	71,8	100,0	
Missing	9999	88	28,2		
Total		312	100,0		

Others

		Frequency	Percent	Valid Percent	Cumulative Percent
Valid	haven't been member	33	10,6	34,0	34,0
	very often	5	1,6	5,2	39,2
	often	11	3,5	11,3	50,5
	sometimes	7	2,2	7,2	57,7
	rarely	3	1,0	3,1	60,8
	never	38	12,2	39,2	100,0
	Total	97	31,1	100,0	
Missing	9999	215	68,9		
Total		312	100,0		

**Q22 How often does the group contact political parties?**

## CDU

		Frequency	Percent	Valid Percent	Cumulative Percent
Valid	very often	19	6,1	6,9	6,9
	often	67	21,5	24,3	31,2
	sometimes	98	31,4	35,5	66,7
	rarely	42	13,5	15,2	81,9
	never	50	16,0	18,1	100,0
	Total	276	88,5	100,0	
Missing	9999	36	11,5		
Total		312	100,0		

## SPD

		Frequency	Percent	Valid Percent	Cumulative Percent
Valid	very often	16	5,1	5,7	5,7
	often	64	20,5	22,9	28,7
	sometimes	102	32,7	36,6	65,2
	rarely	47	15,1	16,8	82,1
	never	50	16,0	17,9	100,0
	Total	279	89,4	100,0	
Missing	9999	33	10,6		
Total		312	100,0		

## Bündnis 90 / Die Grünen

		Frequency	Percent	Valid Percent	Cumulative Percent
Valid	very often	10	3,2	3,9	3,9
	often	34	10,9	13,2	17,1
	sometimes	87	27,9	33,7	50,8
	rarely	61	19,6	23,6	74,4
	never	66	21,2	25,6	100,0
	Total	258	82,7	100,0	
Missing	9999	54	17,3		
Total		312	100,0		

## FDP

		Frequency	Percent	Valid Percent	Cumulative Percent
Valid	very often	11	3,5	4,2	4,2
	often	39	12,5	15,0	19,2
	sometimes	79	25,3	30,4	49,6
	rarely	65	20,8	25,0	74,6
	never	66	21,2	25,4	100,0
	Total	260	83,3	100,0	
Missing	9999	52	16,7		
Total		312	100,0		

Die Linke

		Frequency	Percent	Valid Percent	Cumulative Percent
Valid	very often	5	1,6	2,1	2,1
	often	19	6,1	7,9	9,9
	sometimes	30	9,6	12,4	22,3
	rarely	56	17,9	23,1	45,5
	never	132	42,3	54,5	100,0
	Total	242	77,6	100,0	
Missing	9999	70	22,4		
Total		312	100,0		

Others

		Frequency	Percent	Valid Percent	Cumulative Percent
Valid	very often	4	1,3	4,2	4,2
	often	2	,6	2,1	6,3
	sometimes	4	1,3	4,2	10,5
	rarely	8	2,6	8,4	18,9
	never	77	24,7	81,1	100,0
	Total	95	30,4	100,0	
Missing	9999	217	69,6		
Total		312	100,0		

**Q23 How often did the group contact political parties in the past (about 10 years ago)?**

CDU

		Frequency	Percent	Valid Percent	Cumulative Percent
Valid	haven't been member at that time	36	11,5	13,3	13,3
	very often	16	5,1	5,9	19,3
	often	52	16,7	19,3	38,5
	sometimes	79	25,3	29,3	67,8
	rarely	46	14,7	17,0	84,8
	never	41	13,1	15,2	100,0
	Total	270	86,5	100,0	
Missing	9999	42	13,5		
Total		312	100,0		

## SPD

		Frequency	Percent	Valid Percent	Cumulative Percent
Valid	haven't been member at that time	36	11,5	13,2	13,2
	very often	16	5,1	5,9	19,0
	often	52	16,7	19,0	38,1
	sometimes	76	24,4	27,8	65,9
	rarely	51	16,3	18,7	84,6
	never	42	13,5	15,4	100,0
	Total	273	87,5	100,0	
Missing	9999	39	12,5		
Total		312	100,0		

## Bündnis 90 / Die Grünen

		Frequency	Percent	Valid Percent	Cumulative Percent
Valid	haven't been member at that time	36	11,5	14,2	14,2
	very often	9	2,9	3,5	17,7
	often	26	8,3	10,2	28,0
	sometimes	61	19,6	24,0	52,0
	rarely	60	19,2	23,6	75,6
	never	62	19,9	24,4	100,0
	Total	254	81,4	100,0	
Missing	9999	58	18,6		
Total		312	100,0		

## FDP

		Frequency	Percent	Valid Percent	Cumulative Percent
Valid	haven't been member at that time	36	11,5	13,8	13,8
	very often	11	3,5	4,2	18,1
	often	33	10,6	12,7	30,8
	sometimes	60	19,2	23,1	53,8
	rarely	60	19,2	23,1	76,9
	never	60	19,2	23,1	100,0
	Total	260	83,3	100,0	
Missing	9999	52	16,7		
Total		312	100,0		

## PDS

		Frequency	Percent	Valid Percent	Cumulative Percent
Valid	haven't been member at that time	36	11,5	15,2	15,2
	very often	3	1,0	1,3	16,5
	often	10	3,2	4,2	20,7
	sometimes	23	7,4	9,7	30,4
	rarely	39	12,5	16,5	46,8
	never	126	40,4	53,2	100,0
	Total	237	76,0	100,0	
Missing	9999	75	24,0		
Total		312	100,0		

## Others

		Frequency	Percent	Valid Percent	Cumulative Percent
Valid	haven't been member at that time	36	11,5	30,0	30,0
	very often	3	1,0	2,5	32,5
	often	2	,6	1,7	34,2
	sometimes	3	1,0	2,5	36,7
	rarely	8	2,6	6,7	43,3
	never	68	21,8	56,7	100,0
	Total	120	38,5	100,0	
Missing	9999	192	61,5		
Total		312	100,0		

**Q24 What is the relationship between your group and local politicians?**

		Responses		Percent of Cases
		N	Percent	N
relationship(a)	There are politicians who used to be member of the group	65	8,7%	24,3%
	We provide politicians with support	19	2,6%	7,1%
	We propose policies to politicians	128	17,2%	47,9%
	We provide politicians with information	189	25,4%	70,8%
	We receive information regarding politician's activities	139	18,7%	52,1%
	We hold study groups/discussions involving politicians	186	25,0%	69,7%
	Other	17	2,3%	6,4%
Total		743	100,0%	278,3%



**Q25 How would you describe the relationship between your group and the government?**

Local government

		Responses		Percent of Cases
		N	Percent	N
local government(a)	We present policy recommendations	42	19,7%	39,6%
	We carry out paid contract work for them	9	4,2%	8,5%
	We manage or plan events together	60	28,2%	56,6%
	We assist their decision making or drawing up budget	43	20,2%	40,6%
	We assist their policy implementation	25	11,7%	23,6%
	We assist the government in other ways	34	16,0%	32,1%
Total		213	100,0%	200,9%

Federal state

		Responses		Percent of Cases
		N	Percent	N
federal state(a)	We present policy recommendations	114	24,9%	57,6%
	We carry out paid contract work for them	24	5,2%	12,1%
	We manage or plan events together	84	18,3%	42,4%
	We assist their decision making or drawing up budget	118	25,8%	59,6%
	We assist their policy implementation	66	14,4%	33,3%
	We assist the government in other ways	52	11,4%	26,3%
Total		458	100,0%	231,3%

National Government

		Responses		Percent of Cases
		N	Percent	N
national government(a)	We present policy recommendations	61	25,7%	50,0%
	We carry out paid contract work for them	18	7,6%	14,8%
	We manage or plan events together	28	11,8%	23,0%
	We assist their decision making or drawing up budget	56	23,6%	45,9%
	We assist their policy implementation	38	16,0%	31,1%
	We assist the government in other ways	36	15,2%	29,5%
Total		237	100,0%	194,3%

## EU

		Responses		Percent of Cases
		N	Percent	N
EU(a)	We present policy recommendations	19	18,3%	30,6%
	We carry out paid contract work for them	6	5,8%	9,7%
	We manage or plan events together	16	15,4%	25,8%
	We assist their decision making or drawing up budget	22	21,2%	35,5%
	We assist their policy implementation	18	17,3%	29,0%
	We assist the government in other ways	23	22,1%	37,1%
Total		104	100,0%	167,7%

**Q26 Which of the following statements describes the relationship between interest groups/associations/unions and the government the best?**

		Frequency	Percent	Valid Percent	Cumulative Percent
Valid	Cooperate and exchange opinions on a equal footing	99	31,7	37,2	37,2
	Interest groups/associations/unions assist government agencies	66	21,2	24,8	62,0
	Government agencies assist interest groups/associations/unions	48	15,4	18,0	80,1
	no relationship	53	17,0	19,9	100,0
	Total	266	85,3	100,0	
Missing	9999	46	14,7		
Total		312	100,0		

**Q27 How much would you agree to the following statements?**

Interest groups/associations/unions and the government should cooperate on equal footing.

		Frequency	Percent	Valid Percent	Cumulative Percent
Valid	strongly agree	64	20,5	24,2	24,2
	agree	97	31,1	36,7	61,0
	somewhat	72	23,1	27,3	88,3
	disagree	16	5,1	6,1	94,3
	strongly disagree	15	4,8	5,7	100,0
	Total	264	84,6	100,0	
Missing	9999	48	15,4		
Total		312	100,0		

Interest groups/associations/unions should support the implementation of government's policies.

		Frequency	Percent	Valid Percent	Cumulative Percent
Valid	strongly agree	35	11,2	13,7	13,7
	agree	88	28,2	34,5	48,2
	somewhat	91	29,2	35,7	83,9
	disagree	13	4,2	5,1	89,0
	strongly disagree	28	9,0	11,0	100,0
	Total	255	81,7	100,0	
Missing	9999	57	18,3		
Total		312	100,0		

The government should assist Interest groups/associations/unions activities.

		Frequency	Percent	Valid Percent	Cumulative Percent
Valid	strongly agree	51	16,3	19,1	19,1
	agree	101	32,4	37,8	56,9
	somewhat	74	23,7	27,7	84,6
	disagree	27	8,7	10,1	94,8
	strongly disagree	14	4,5	5,2	100,0
	Total	267	85,6	100,0	
Missing	9999	45	14,4		
Total		312	100,0		

The government should relax regulations on interest groups/associations/unions

		Frequency	Percent	Valid Percent	Cumulative Percent
Valid	strongly agree	19	6,1	7,9	7,9
	agree	49	15,7	20,2	28,1
	somewhat	103	33,0	42,6	70,7
	disagree	33	10,6	13,6	84,3
	strongly disagree	38	12,2	15,7	100,0
	Total	242	77,6	100,0	
Missing	9999	70	22,4		
Total		312	100,0		

Corporations should assist Interest groups/associations/unions activities

		Frequency	Percent	Valid Percent	Cumulative Percent
Valid	strongly agree	51	16,3	19,2	19,2
	agree	78	25,0	29,4	48,7
	somewhat	85	27,2	32,1	80,8
	disagree	31	9,9	11,7	92,5
	strongly disagree	20	6,4	7,5	100,0
	Total	265	84,9	100,0	
Missing	9999	47	15,1		
Total		312	100,0		

Interest groups/associations/unions area of activities should be expanded in the future

		Frequency	Percent	Valid Percent	Cumulative Percent
Valid	strongly agree	34	10,9	12,8	12,8
	agree	94	30,1	35,5	48,3
	somewhat	112	35,9	42,3	90,6
	disagree	14	4,5	5,3	95,8
	strongly disagree	11	3,5	4,2	100,0
	Total	265	84,9	100,0	
Missing	9999	47	15,1		
Total		312	100,0		

**Q28 Does the organization support political parties during election campaigns?**

Support in election

		Frequency	Percent	Valid Percent	Cumulative Percent
Valid	yes	5	1,6	1,7	1,7
	no	287	92,0	98,3	100,0
	Total	292	93,6	100,0	
Missing	9999	20	6,4		
Total		312	100,0		

**Q29 What would you say about the political influence of the group?**

		Frequency	Percent	Valid Percent	Cumulative Percent
Valid	very high	6	1,9	2,0	2,0
	high	71	22,8	23,9	25,9
	little	138	44,2	46,5	72,4
	very little	62	19,9	20,9	93,3
	none	20	6,4	6,7	100,0
	Total	297	95,2	100,0	
Missing	9999	15	4,8		
Total		312	100,0		

**Q30 How satisfied is your group with policies of national/local governments?**

## Satisfied with communal politics in general

		Frequency	Percent	Valid Percent	Cumulative Percent
Valid	I am not interested	31	9,9	12,4	12,4
	very satisfied	1	,3	,4	12,8
	satisfied	131	42,0	52,4	65,2
	not satisfied	77	24,7	30,8	96,0
	very dissatisfied	10	3,2	4,0	100,0
	Total	250	80,1	100,0	
Missing	9999	62	19,9		
Total		312	100,0		

## Satisfied with national politics in general

		Frequency	Percent	Valid Percent	Cumulative Percent
Valid	I am not interested	11	3,5	4,3	4,3
	very satisfied	1	,3	,4	4,7
	satisfied	110	35,3	42,8	47,5
	not satisfied	112	35,9	43,6	91,1
	very dissatisfied	23	7,4	8,9	100,0
	Total	257	82,4	100,0	
Missing	9999	55	17,6		
Total		312	100,0		

## Satisfied with European politics in general

		Frequency	Percent	Valid Percent	Cumulative Percent
Valid	I am not interested	16	5,1	6,3	6,3
	very satisfied	1	,3	,4	6,7
	satisfied	76	24,4	29,9	36,6
	not satisfied	122	39,1	48,0	84,6
	very dissatisfied	39	12,5	15,4	100,0
	Total	254	81,4	100,0	
Missing	9999	58	18,6		
Total		312	100,0		

## Satisfied with communal politics regarding the group

		Frequency	Percent	Valid Percent	Cumulative Percent
Valid	I am not interested	55	17,6	22,5	22,5
	very satisfied	7	2,2	2,9	25,4
	satisfied	88	28,2	36,1	61,5
	not satisfied	77	24,7	31,6	93,0
	very dissatisfied	17	5,4	7,0	100,0
	Total	244	78,2	100,0	
Missing	9999	68	21,8		
Total		312	100,0		

## Satisfied with national politics regarding the group

		Frequency	Percent	Valid Percent	Cumulative Percent
Valid	I am not interested	21	6,7	8,3	8,3
	very satisfied	3	1,0	1,2	9,5
	satisfied	87	27,9	34,5	44,0
	not satisfied	110	35,3	43,7	87,7
	very dissatisfied	31	9,9	12,3	100,0
	Total	252	80,8	100,0	
Missing	9999	60	19,2		
Total		312	100,0		

## Satisfied with European politics regarding the group

		Frequency	Percent	Valid Percent	Cumulative Percent
Valid	I am not interested	35	11,2	14,3	14,3
	very satisfied	1	,3	,4	14,8
	satisfied	55	17,6	22,5	37,3
	not satisfied	112	35,9	45,9	83,2
	very dissatisfied	41	13,1	16,8	100,0
	Total	244	78,2	100,0	
Missing	9999	68	21,8		
Total		312	100,0		

**Q31 In what policy making processes should interest groups/unions/associations generally be involved?**

		Responses		Percent of Cases
		N	Percent	N
political involvement(a)	Drafting bills	243	33,1%	81,5%
	Policy decisions	160	21,8%	53,7%
	Enforcement of policies	129	17,6%	43,3%
	Evaluation of policies	188	25,6%	63,1%
	Should not get involved with policies	15	2,0%	5,0%
Total		735	100,0%	246,6%

**Q32 Which of the following instruments does the organization use to implement political demands? How often are these instruments used?**

## Collection of signatures

		Frequency	Percent	Valid Percent	Cumulative Percent
Valid	very often	4	1,3	1,6	1,6
	often	9	2,9	3,6	5,2
	sometimes	52	16,7	21,0	26,2
	rarely	48	15,4	19,4	45,6
	never	135	43,3	54,4	100,0
	Total	248	79,5	100,0	
Missing	9999	64	20,5		
Total		312	100,0		

## Demonstrations

		Frequency	Percent	Valid Percent	Cumulative Percent
Valid	very often	1	,3	,4	,4
	often	8	2,6	3,2	3,6
	sometimes	26	8,3	10,5	14,2
	rarely	40	12,8	16,2	30,4
	never	172	55,1	69,6	100,0
	Total	247	79,2	100,0	
Missing	9999	65	20,8		
Total		312	100,0		

## Public comment

		Frequency	Percent	Valid Percent	Cumulative Percent
Valid	very often	44	14,1	15,8	15,8
	often	90	28,8	32,4	48,2
	sometimes	78	25,0	28,1	76,3
	rarely	28	9,0	10,1	86,3
	never	38	12,2	13,7	100,0
	Total	278	89,1	100,0	
Missing	9999	34	10,9		
Total		312	100,0		

## Building of action alliances

		Frequency	Percent	Valid Percent	Cumulative Percent
Valid	very often	3	1,0	1,2	1,2
	often	32	10,3	12,6	13,8
	sometimes	71	22,8	28,1	41,9
	rarely	49	15,7	19,4	61,3
	never	98	31,4	38,7	100,0
	Total	253	81,1	100,0	
Missing	9999	59	18,9		
Total		312	100,0		

Awareness training (road show, internet, pamphlets, e.g.)

		Frequency	Percent	Valid Percent	Cumulative Percent
Valid	very often	46	14,7	16,8	16,8
	often	98	31,4	35,9	52,7
	sometimes	76	24,4	27,8	80,6
	rarely	18	5,8	6,6	87,2
	never	35	11,2	12,8	100,0
	Total	273	87,5	100,0	
Missing	9999	39	12,5		
Total		312	100,0		

Engage regional media

		Frequency	Percent	Valid Percent	Cumulative Percent
Valid	very often	20	6,4	7,6	7,6
	often	67	21,5	25,5	33,1
	sometimes	98	31,4	37,3	70,3
	rarely	36	11,5	13,7	84,0
	never	42	13,5	16,0	100,0
	Total	263	84,3	100,0	
Missing	9999	49	15,7		
Total		312	100,0		

Engage supra-regional media

		Frequency	Percent	Valid Percent	Cumulative Percent
Valid	very often	17	5,4	6,5	6,5
	often	55	17,6	21,2	27,7
	sometimes	89	28,5	34,2	61,9
	rarely	46	14,7	17,7	79,6
	never	53	17,0	20,4	100,0
	Total	260	83,3	100,0	
Missing	9999	52	16,7		
Total		312	100,0		

Send expert to advisory board

		Frequency	Percent	Valid Percent	Cumulative Percent
Valid	very often	22	7,1	8,0	8,0
	often	63	20,2	22,9	30,9
	sometimes	93	29,8	33,8	64,7
	rarely	41	13,1	14,9	79,6
	never	56	17,9	20,4	100,0
	Total	275	88,1	100,0	
Missing	9999	37	11,9		
Total		312	100,0		



## Petition to the local government

		Frequency	Percent	Valid Percent	Cumulative Percent
Valid	very often	1	,3	,4	,4
	often	8	2,6	3,3	3,7
	sometimes	24	7,7	9,9	13,6
	rarely	47	15,1	19,4	33,1
	never	162	51,9	66,9	100,0
	Total	242	77,6	100,0	
Missing	9999	70	22,4		
Total		312	100,0		

## Petition to the city council

		Frequency	Percent	Valid Percent	Cumulative Percent
Valid	very often	1	,3	,4	,4
	often	7	2,2	2,9	3,3
	sometimes	25	8,0	10,4	13,7
	rarely	41	13,1	17,0	30,7
	never	167	53,5	69,3	100,0
	Total	241	77,2	100,0	
Missing	9999	71	22,8		
Total		312	100,0		

## Petition to the mayor

		Frequency	Percent	Valid Percent	Cumulative Percent
Valid	very often	1	,3	,4	,4
	often	8	2,6	3,3	3,8
	sometimes	23	7,4	9,6	13,4
	rarely	41	13,1	17,2	30,5
	never	166	53,2	69,5	100,0
	Total	239	76,6	100,0	
Missing	9999	73	23,4		
Total		312	100,0		

## Petition to the Federal State authority

		Frequency	Percent	Valid Percent	Cumulative Percent
Valid	very often	6	1,9	2,4	2,4
	often	24	7,7	9,4	11,8
	sometimes	55	17,6	21,6	33,3
	rarely	53	17,0	20,8	54,1
	never	117	37,5	45,9	100,0
	Total	255	81,7	100,0	
Missing	9999	57	18,3		
Total		312	100,0		

Member of Parliament

		Frequency	Percent	Valid Percent	Cumulative Percent
Valid	very often	6	1,9	2,4	2,4
	often	18	5,8	7,2	9,6
	sometimes	51	16,3	20,3	29,9
	rarely	52	16,7	20,7	50,6
	never	124	39,7	49,4	100,0
	Total	251	80,4	100,0	
Missing	9999	61	19,6		
Total		312	100,0		

Petition to the Supreme Federal authority

		Frequency	Percent	Valid Percent	Cumulative Percent
Valid	very often	4	1,3	1,6	1,6
	often	16	5,1	6,3	7,8
	sometimes	45	14,4	17,6	25,5
	rarely	46	14,7	18,0	43,5
	never	144	46,2	56,5	100,0
	Total	255	81,7	100,0	
Missing	9999	57	18,3		
Total		312	100,0		

Petition to the Members of the Bundestag

		Frequency	Percent	Valid Percent	Cumulative Percent
Valid	very often	2	,6	,8	,8
	often	13	4,2	5,2	6,0
	sometimes	41	13,1	16,5	22,6
	rarely	50	16,0	20,2	42,7
	never	142	45,5	57,3	100,0
	Total	248	79,5	100,0	
Missing	9999	64	20,5		
Total		312	100,0		

Petition to the Federal Chancellor

		Frequency	Percent	Valid Percent	Cumulative Percent
Valid	often	3	1,0	1,2	1,2
	sometimes	13	4,2	5,3	6,6
	rarely	36	11,5	14,8	21,3
	never	192	61,5	78,7	100,0
	Total	244	78,2	100,0	
Missing	9999	68	21,8		
Total		312	100,0		

Petition to EU Parliament

		Frequency	Percent	Valid Percent	Cumulative Percent
Valid	very often	2	,6	,8	,8
	often	4	1,3	1,6	2,4
	sometimes	19	6,1	7,7	10,2
	rarely	45	14,4	18,3	28,5
	never	176	56,4	71,5	100,0
	Total	246	78,8	100,0	
Missing	9999	66	21,2		
Total		312	100,0		

Petition to members of EU Parliament

		Frequency	Percent	Valid Percent	Cumulative Percent
Valid	very often	2	,6	,8	,8
	often	3	1,0	1,2	2,0
	sometimes	21	6,7	8,5	10,6
	rarely	40	12,8	16,3	26,8
	never	180	57,7	73,2	100,0
	Total	246	78,8	100,0	
Missing	9999	66	21,2		
Total		312	100,0		

Others

		Frequency	Percent	Valid Percent	Cumulative Percent
Valid	often	1	,3	1,0	1,0
	sometimes	1	,3	1,0	2,1
	rarely	3	1,0	3,1	5,2
	never	91	29,2	94,8	100,0
	Total	96	30,8	100,0	
Missing	9999	216	69,2		
Total		312	100,0		

**Q33 How often is the organization integrated in political decisions and its implementation? Please decide for the following levels.**

## Local level

		Frequency	Percent	Valid Percent	Cumulative Percent
Valid	very often	8	2,6	3,0	3,0
	often	37	11,9	13,7	16,6
	sometimes	55	17,6	20,3	36,9
	rarely	61	19,6	22,5	59,4
	never	110	35,3	40,6	100,0
	Total	271	86,9	100,0	
Missing	9999	41	13,1		
Total		312	100,0		

## Federal state level (Landesebene)

		Frequency	Percent	Valid Percent	Cumulative Percent
Valid	very often	13	4,2	4,6	4,6
	often	58	18,6	20,4	24,9
	sometimes	92	29,5	32,3	57,2
	rarely	56	17,9	19,6	76,8
	never	66	21,2	23,2	100,0
	Total	285	91,3	100,0	
Missing	9999	27	8,7		
Total		312	100,0		

## Federal level (Bundesebene)

		Frequency	Percent	Valid Percent	Cumulative Percent
Valid	very often	6	1,9	2,1	2,1
	often	28	9,0	9,8	11,9
	sometimes	65	20,8	22,7	34,6
	rarely	60	19,2	21,0	55,6
	never	127	40,7	44,4	100,0
	Total	286	91,7	100,0	
Missing	9999	26	8,3		
Total		312	100,0		

## EU level

		Frequency	Percent	Valid Percent	Cumulative Percent
Valid	very often	5	1,6	1,9	1,9
	often	11	3,5	4,1	6,0
	sometimes	30	9,6	11,2	17,2
	rarely	37	11,9	13,9	31,1
	never	184	59,0	68,9	100,0
	Total	267	85,6	100,0	
Missing	9999	45	14,4		
Total		312	100,0		

**Q34 How often was the organization in the past (about 10 years ago) integrated in political decisions and its implementation? Please give answer for the following levels.**

## Local level

		Frequency	Percent	Valid Percent	Cumulative Percent
Valid	haven't been member at that time	36	11,5	24,3	24,3
	very often	3	1,0	2,0	26,4
	often	12	3,8	8,1	34,5
	sometimes	25	8,0	16,9	51,4
	rarely	21	6,7	14,2	65,5
	never	51	16,3	34,5	100,0
	Total	148	47,4	100,0	
Missing	9999	164	52,6		
Total		312	100,0		

## Federal state level (Landesebene)

		Frequency	Percent	Valid Percent	Cumulative Percent
Valid	haven't been member at that time	36	11,5	12,8	12,8
	very often	11	3,5	3,9	16,7
	often	35	11,2	12,5	29,2
	sometimes	64	20,5	22,8	52,0
	rarely	53	17,0	18,9	70,8
	never	82	26,3	29,2	100,0
	Total	281	90,1	100,0	
Missing	9999	31	9,9		
Total		312	100,0		

## Supreme Federal State level (Bundesebene)

		Frequency	Percent	Valid Percent	Cumulative Percent
Valid	haven't been member at that time	36	11,5	13,1	13,1
	very often	6	1,9	2,2	15,3
	often	31	9,9	11,3	26,5
	sometimes	43	13,8	15,6	42,2
	rarely	58	18,6	21,1	63,3
	never	101	32,4	36,7	100,0
	Total	275	88,1	100,0	
Missing	9999	37	11,9		
Total		312	100,0		

EU level

		Frequency	Percent	Valid Percent	Cumulative Percent
Valid	haven't been member at that time	36	11,5	13,5	13,5
	very often	5	1,6	1,9	15,4
	often	11	3,5	4,1	19,5
	sometimes	21	6,7	7,9	27,4
	rarely	37	11,9	13,9	41,4
	never	156	50,0	58,6	100,0
	Total	266	85,3	100,0	
Missing	9999	46	14,7		
Total		312	100,0		

**Q35 Could the group influence political decisions?**

Local level

		Frequency	Percent	Valid Percent	Cumulative Percent
Valid	yes	105	33,7	40,2	40,2
	no	156	50,0	59,8	100,0
	Total	261	83,7	100,0	
Missing	9999	51	16,3		
Total		312	100,0		

Federal state level (Landesebene)

		Frequency	Percent	Valid Percent	Cumulative Percent
Valid	yes	163	52,2	58,6	58,6
	no	115	36,9	41,4	100,0
	Total	278	89,1	100,0	
Missing	9999	34	10,9		
Total		312	100,0		

Supreme Federal state level (Bundesebene)

		Frequency	Percent	Valid Percent	Cumulative Percent
Valid	yes	100	32,1	37,0	37,0
	no	170	54,5	63,0	100,0
	Total	270	86,5	100,0	
Missing	9999	42	13,5		
Total		312	100,0		

EU level

		Frequency	Percent	Valid Percent	Cumulative Percent
Valid	yes	36	11,5	14,2	14,2
	no	217	69,6	85,8	100,0
	Total	253	81,1	100,0	
Missing	9999	59	18,9		
Total		312	100,0		

**Q36 To which extend does the organization trust the following institutions that they represent the interests of the organization?**

## Citizen

		Frequency	Percent	Valid Percent	Cumulative Percent
Valid	very high	5	1,6	2,0	2,0
	high	42	13,5	17,1	19,2
	little	70	22,4	28,6	47,8
	very little	68	21,8	27,8	75,5
	not at all	60	19,2	24,5	100,0
	Total	245	78,5	100,0	
Missing	9999	67	21,5		
Total		312	100,0		

## Other civil society organizations

		Frequency	Percent	Valid Percent	Cumulative Percent
Valid	very high	2	,6	,8	,8
	high	49	15,7	19,8	20,6
	little	77	24,7	31,2	51,8
	very little	60	19,2	24,3	76,1
	not at all	59	18,9	23,9	100,0
	Total	247	79,2	100,0	
Missing	9999	65	20,8		
Total		312	100,0		

## Regional Media

		Frequency	Percent	Valid Percent	Cumulative Percent
Valid	very high	4	1,3	1,6	1,6
	high	34	10,9	13,4	15,0
	little	100	32,1	39,4	54,3
	very little	79	25,3	31,1	85,4
	not at all	37	11,9	14,6	100,0
	Total	254	81,4	100,0	
Missing	9999	58	18,6		
Total		312	100,0		

## Supra-regional Media

		Frequency	Percent	Valid Percent	Cumulative Percent
Valid	very high	3	1,0	1,2	1,2
	high	33	10,6	12,9	14,1
	little	93	29,8	36,5	50,6
	very little	73	23,4	28,6	79,2
	not at all	53	17,0	20,8	100,0
	Total	255	81,7	100,0	
Missing	9999	57	18,3		
Total		312	100,0		

Local government

		Frequency	Percent	Valid Percent	Cumulative Percent
Valid	high	22	7,1	9,1	9,1
	little	75	24,0	31,1	40,2
	very little	62	19,9	25,7	66,0
	not at all	82	26,3	34,0	100,0
	Total	241	77,2	100,0	
Missing	9999	71	22,8		
Total		312	100,0		

City council

		Frequency	Percent	Valid Percent	Cumulative Percent
Valid	very high	1	,3	,4	,4
	high	19	6,1	7,9	8,3
	little	78	25,0	32,2	40,5
	very little	64	20,5	26,4	66,9
	not at all	80	25,6	33,1	100,0
	Total	242	77,6	100,0	
Missing	9999	70	22,4		
Total		312	100,0		

Mayor

		Frequency	Percent	Valid Percent	Cumulative Percent
Valid	very high	2	,6	,8	,8
	high	27	8,7	11,1	11,9
	little	80	25,6	32,8	44,7
	very little	56	17,9	23,0	67,6
	not at all	79	25,3	32,4	100,0
	Total	244	78,2	100,0	
Missing	9999	68	21,8		
Total		312	100,0		

Federal State authority

		Frequency	Percent	Valid Percent	Cumulative Percent
Valid	very high	3	1,0	1,2	1,2
	high	51	16,3	19,8	20,9
	little	108	34,6	41,9	62,8
	very little	58	18,6	22,5	85,3
	not at all	38	12,2	14,7	100,0
	Total	258	82,7	100,0	
Missing	9999	54	17,3		
Total		312	100,0		



Members of Parliament

		Frequency	Percent	Valid Percent	Cumulative Percent
Valid	high	44	14,1	17,3	17,3
	little	106	34,0	41,6	58,8
	very little	59	18,9	23,1	82,0
	not at all	46	14,7	18,0	100,0
	Total	255	81,7	100,0	
Missing	9999	57	18,3		
Total		312	100,0		

Supreme Federal State authority

		Frequency	Percent	Valid Percent	Cumulative Percent
Valid	very high	3	1,0	1,2	1,2
	high	24	7,7	9,4	10,6
	little	87	27,9	34,3	44,9
	very little	62	19,9	24,4	69,3
	not at all	78	25,0	30,7	100,0
	Total	254	81,4	100,0	
Missing	9999	58	18,6		
Total		312	100,0		

Members of the Bundestag

		Frequency	Percent	Valid Percent	Cumulative Percent
Valid	very high	1	,3	,4	,4
	high	28	9,0	11,2	11,6
	little	78	25,0	31,2	42,8
	very little	71	22,8	28,4	71,2
	not at all	72	23,1	28,8	100,0
	Total	250	80,1	100,0	
Missing	9999	62	19,9		
Total		312	100,0		

Federal Chancellor

		Frequency	Percent	Valid Percent	Cumulative Percent
Valid	very high	1	,3	,4	,4
	high	8	2,6	3,4	3,8
	little	35	11,2	14,9	18,7
	very little	53	17,0	22,6	41,3
	not at all	138	44,2	58,7	100,0
	Total	235	75,3	100,0	
Missing	9999	77	24,7		
Total		312	100,0		

## The European Parliament

		Frequency	Percent	Valid Percent	Cumulative Percent
Valid	very high	1	,3	,4	,4
	high	13	4,2	5,3	5,7
	little	39	12,5	16,0	21,7
	very little	67	21,5	27,5	49,2
	not at all	124	39,7	50,8	100,0
	Total	244	78,2	100,0	
Missing	9999	68	21,8		
Total		312	100,0		

## Members of the European Parliament

		Frequency	Percent	Valid Percent	Cumulative Percent
Valid	very high	1	,3	,4	,4
	high	15	4,8	6,1	6,5
	little	43	13,8	17,6	24,1
	very little	63	20,2	25,7	49,8
	not at all	123	39,4	50,2	100,0
	Total	245	78,5	100,0	
Missing	9999	67	21,5		
Total		312	100,0		

## Political Parties

		Frequency	Percent	Valid Percent	Cumulative Percent
Valid	very high	1	,3	,4	,4
	high	21	6,7	8,5	8,9
	little	93	29,8	37,5	46,4
	very little	54	17,3	21,8	68,1
	not at all	79	25,3	31,9	100,0
	Total	248	79,5	100,0	
Missing	9999	64	20,5		
Total		312	100,0		

## Scientists/experts

		Frequency	Percent	Valid Percent	Cumulative Percent
Valid	very high	13	4,2	5,1	5,1
	high	68	21,8	26,9	32,0
	little	80	25,6	31,6	63,6
	very little	38	12,2	15,0	78,7
	not at all	54	17,3	21,3	100,0
	Total	253	81,1	100,0	
Missing	9999	59	18,9		
Total		312	100,0		

Enterprises

		Frequency	Percent	Valid Percent	Cumulative Percent
Valid	very high	11	3,5	4,6	4,6
	high	51	16,3	21,5	26,2
	little	60	19,2	25,3	51,5
	very little	49	15,7	20,7	72,2
	not at all	66	21,2	27,8	100,0
	Total	237	76,0	100,0	
Missing	9999	75	24,0		
Total		312	100,0		

Others

		Frequency	Percent	Valid Percent	Cumulative Percent
Valid	very high	2	,6	3,7	3,7
	little	3	1,0	5,6	9,3
	very little	10	3,2	18,5	27,8
	not at all	39	12,5	72,2	100,0
	Total	54	17,3	100,0	
Missing	9999	258	82,7		
Total		312	100,0		

**Q37 To which extent did the organization trust the following institutions that they represent the interests of the organization in the past (about 10 years ago)?**

## Citizen

		Frequency	Percent	Valid Percent	Cumulative Percent
Valid	havn't been a member	41	13,1	16,8	16,8
	very high	8	2,6	3,3	20,1
	high	25	8,0	10,2	30,3
	little	51	16,3	20,9	51,2
	very little	50	16,0	20,5	71,7
	not at all	69	22,1	28,3	100,0
	Total	244	78,2	100,0	
Missing	9999	68	21,8		
Total		312	100,0		

## Other civil society organizations

		Frequency	Percent	Valid Percent	Cumulative Percent
Valid	havn't been a member	41	13,1	16,9	16,9
	very high	9	2,9	3,7	20,6
	high	29	9,3	11,9	32,5
	little	41	13,1	16,9	49,4
	very little	53	17,0	21,8	71,2
	not at all	70	22,4	28,8	100,0
	Total	243	77,9	100,0	
Missing	9999	69	22,1		
Total		312	100,0		

## Regional Media

		Frequency	Percent	Valid Percent	Cumulative Percent
Valid	havn't been a member	41	13,1	16,2	16,2
	very high	2	,6	,8	17,0
	high	26	8,3	10,3	27,3
	little	74	23,7	29,2	56,5
	very little	64	20,5	25,3	81,8
	not at all	46	14,7	18,2	100,0
	Total	253	81,1	100,0	
Missing	9999	59	18,9		
Total		312	100,0		

Supra-regional Media

		Frequency	Percent	Valid Percent	Cumulative Percent
Valid	havn't been a member	41	13,1	16,3	16,3
	very high	1	,3	,4	16,7
	high	19	6,1	7,5	24,2
	little	67	21,5	26,6	50,8
	very little	66	21,2	26,2	77,0
	not at all	58	18,6	23,0	100,0
	Total	252	80,8	100,0	
Missing	9999	60	19,2		
Total		312	100,0		

Local government

		Frequency	Percent	Valid Percent	Cumulative Percent
Valid	havn't been a member	41	13,1	16,4	16,4
	high	16	5,1	6,4	22,8
	little	60	19,2	24,0	46,8
	very little	51	16,3	20,4	67,2
	not at all	82	26,3	32,8	100,0
	Total	250	80,1	100,0	
Missing	9999	62	19,9		
Total		312	100,0		

City council

		Frequency	Percent	Valid Percent	Cumulative Percent
Valid	havn't been a member	41	13,1	16,4	16,4
	very high	2	,6	,8	17,2
	high	14	4,5	5,6	22,8
	little	62	19,9	24,8	47,6
	very little	51	16,3	20,4	68,0
	not at all	80	25,6	32,0	100,0
	Total	250	80,1	100,0	
Missing	9999	62	19,9		
Total		312	100,0		

Mayor

		Frequency	Percent	Valid Percent	Cumulative Percent
Valid	havn't been a member	41	13,1	16,3	16,3
	very high	4	1,3	1,6	17,9
	high	19	6,1	7,6	25,5
	little	59	18,9	23,5	49,0
	very little	46	14,7	18,3	67,3
	not at all	82	26,3	32,7	100,0
	Total	251	80,4	100,0	
Missing	9999	61	19,6		
Total		312	100,0		

Federal State authority

		Frequency	Percent	Valid Percent	Cumulative Percent
Valid	havn't been a member	41	13,1	16,4	16,4
	very high	3	1,0	1,2	17,6
	high	30	9,6	12,0	29,6
	little	89	28,5	35,6	65,2
	very little	45	14,4	18,0	83,2
	not at all	42	13,5	16,8	100,0
	Total	250	80,1	100,0	
Missing	9999	62	19,9		
Total		312	100,0		

Members of Parliament

		Frequency	Percent	Valid Percent	Cumulative Percent
Valid	havn't been a member	41	13,1	16,3	16,3
	very high	3	1,0	1,2	17,5
	high	22	7,1	8,8	26,3
	little	81	26,0	32,3	58,6
	very little	57	18,3	22,7	81,3
	not at all	47	15,1	18,7	100,0
	Total	251	80,4	100,0	
Missing	9999	61	19,6		
Total		312	100,0		

Supreme Federal State authority

		Frequency	Percent	Valid Percent	Cumulative Percent
Valid	havn't been a member	41	13,1	16,5	16,5
	very high	4	1,3	1,6	18,1
	high	20	6,4	8,0	26,1
	little	57	18,3	22,9	49,0
	very little	52	16,7	20,9	69,9
	not at all	75	24,0	30,1	100,0
	Total	249	79,8	100,0	
Missing	9999	63	20,2		
Total		312	100,0		

Members of the Bundestag

		Frequency	Percent	Valid Percent	Cumulative Percent
Valid	havn't been a member	41	13,1	16,6	16,6
	very high	3	1,0	1,2	17,8
	high	19	6,1	7,7	25,5
	little	51	16,3	20,6	46,2
	very little	59	18,9	23,9	70,0
	not at all	74	23,7	30,0	100,0
	Total	247	79,2	100,0	
Missing	9999	65	20,8		
Total		312	100,0		

Federal Chancellor

		Frequency	Percent	Valid Percent	Cumulative Percent
Valid	havn't been a member	41	13,1	17,4	17,4
	very high	2	,6	,8	18,2
	high	2	,6	,8	19,1
	little	28	9,0	11,9	30,9
	very little	43	13,8	18,2	49,2
	not at all	120	38,5	50,8	100,0
	Total	236	75,6	100,0	
Missing	9999	76	24,4		
Total		312	100,0		

The European Parliament

		Frequency	Percent	Valid Percent	Cumulative Percent
Valid	havn't been a member	41	13,1	16,9	16,9
	very high	1	,3	,4	17,3
	high	6	1,9	2,5	19,8
	little	26	8,3	10,7	30,5
	very little	57	18,3	23,5	53,9
	not at all	112	35,9	46,1	100,0
	Total	243	77,9	100,0	
Missing	9999	69	22,1		
Total		312	100,0		

Members of the European Parliament

		Frequency	Percent	Valid Percent	Cumulative Percent
Valid	havn't been a member	41	13,1	16,7	16,7
	very high	1	,3	,4	17,1
	high	3	1,0	1,2	18,4
	little	31	9,9	12,7	31,0
	very little	55	17,6	22,4	53,5
	not at all	114	36,5	46,5	100,0
	Total	245	78,5	100,0	
Missing	9999	67	21,5		
Total		312	100,0		

Political Parties

		Frequency	Percent	Valid Percent	Cumulative Percent
Valid	havn't been a member	41	13,1	16,6	16,6
	very high	3	1,0	1,2	17,8
	high	14	4,5	5,7	23,5
	little	56	17,9	22,7	46,2
	very little	55	17,6	22,3	68,4
	not at all	78	25,0	31,6	100,0
	Total	247	79,2	100,0	
Missing	9999	65	20,8		
Total		312	100,0		



Scientists/experts

		Frequency	Percent	Valid Percent	Cumulative Percent
Valid	havn't been a member	41	13,1	16,5	16,5
	very high	13	4,2	5,2	21,7
	high	34	10,9	13,7	35,3
	little	60	19,2	24,1	59,4
	very little	41	13,1	16,5	75,9
	not at all	60	19,2	24,1	100,0
	Total	249	79,8	100,0	
Missing	9999	63	20,2		
Total		312	100,0		

Enterprises

		Frequency	Percent	Valid Percent	Cumulative Percent
Valid	havn't been a member	41	13,1	17,0	17,0
	very high	7	2,2	2,9	19,9
	high	41	13,1	17,0	36,9
	little	39	12,5	16,2	53,1
	very little	41	13,1	17,0	70,1
	not at all	72	23,1	29,9	100,0
	Total	241	77,2	100,0	
Missing	9999	71	22,8		
Total		312	100,0		

Others

		Frequency	Percent	Valid Percent	Cumulative Percent
Valid	havn't been a member	41	13,1	38,7	38,7
	very high	2	,6	1,9	40,6
	high	1	,3	,9	41,5
	little	4	1,3	3,8	45,3
	very little	9	2,9	8,5	53,8
	not at all	49	15,7	46,2	100,0
	Total	106	34,0	100,0	
Missing	9999	206	66,0		
Total		312	100,0		

**Q38 How would you describe the relationship to the following institutions/persons?**

## Citizen

		Frequency	Percent	Valid Percent	Cumulative Percent
Valid	no relationship	39	12,5	14,9	14,9
	many conflicts	1	,3	,4	15,3
	conflicts	12	3,8	4,6	19,9
	neutral	139	44,6	53,3	73,2
	harmonically	63	20,2	24,1	97,3
	very harmonically	7	2,2	2,7	100,0
	Total	261	83,7	100,0	
Missing	9999	51	16,3		
Total		312	100,0		

## Other civil society organizations

		Frequency	Percent	Valid Percent	Cumulative Percent
Valid	no relationship	25	8,0	9,7	9,7
	many conflicts	4	1,3	1,6	11,3
	conflicts	14	4,5	5,4	16,7
	neutral	118	37,8	45,9	62,6
	harmonically	92	29,5	35,8	98,4
	very harmonically	4	1,3	1,6	100,0
	Total	257	82,4	100,0	
Missing	9999	55	17,6		
Total		312	100,0		

## Regional Media

		Frequency	Percent	Valid Percent	Cumulative Percent
Valid	no relationship	27	8,7	10,2	10,2
	many conflicts	1	,3	,4	10,5
	conflicts	13	4,2	4,9	15,4
	neutral	140	44,9	52,6	68,0
	harmonically	80	25,6	30,1	98,1
	very harmonically	5	1,6	1,9	100,0
	Total	266	85,3	100,0	
Missing	9999	46	14,7		
Total		312	100,0		

## Supra-regional Media

		Frequency	Percent	Valid Percent	Cumulative Percent
Valid	no relationship	33	10,6	12,9	12,9
	many conflicts	2	,6	,8	13,7
	conflicts	10	3,2	3,9	17,6
	neutral	145	46,5	56,9	74,5
	harmonically	61	19,6	23,9	98,4
	very harmonically	4	1,3	1,6	100,0
	Total	255	81,7	100,0	
Missing	9999	57	18,3		
Total		312	100,0		

## Religious associations

		Frequency	Percent	Valid Percent	Cumulative Percent
Valid	no relationship	100	32,1	40,0	40,0
	many conflicts	2	,6	,8	40,8
	conflicts	13	4,2	5,2	46,0
	neutral	81	26,0	32,4	78,4
	harmonically	48	15,4	19,2	97,6
	very harmonically	6	1,9	2,4	100,0
	Total	250	80,1	100,0	
Missing	9999	62	19,9		
Total		312	100,0		

## Local government

		Frequency	Percent	Valid Percent	Cumulative Percent
Valid	no relationship	62	19,9	24,2	24,2
	many conflicts	3	1,0	1,2	25,4
	conflicts	21	6,7	8,2	33,6
	neutral	114	36,5	44,5	78,1
	harmonically	54	17,3	21,1	99,2
	very harmonically	2	,6	,8	100,0
	Total	256	82,1	100,0	
Missing	9999	56	17,9		
Total		312	100,0		

## City council

		Frequency	Percent	Valid Percent	Cumulative Percent
Valid	no relationship	65	20,8	25,7	25,7
	many conflicts	2	,6	,8	26,5
	conflicts	20	6,4	7,9	34,4
	neutral	116	37,2	45,8	80,2
	harmonically	48	15,4	19,0	99,2
	very harmonically	2	,6	,8	100,0
	Total	253	81,1	100,0	
Missing	9999	59	18,9		
Total		312	100,0		

Mayor

		Frequency	Percent	Valid Percent	Cumulative Percent
Valid	no relationship	59	18,9	23,5	23,5
	many conflicts	2	,6	,8	24,3
	conflicts	16	5,1	6,4	30,7
	neutral	110	35,3	43,8	74,5
	harmonically	60	19,2	23,9	98,4
	very harmonically	4	1,3	1,6	100,0
	Total	251	80,4	100,0	
Missing	9999	61	19,6		
Total		312	100,0		

Federal State authorities

		Frequency	Percent	Valid Percent	Cumulative Percent
Valid	no relationship	26	8,3	9,6	9,6
	many conflicts	2	,6	,7	10,3
	conflicts	43	13,8	15,8	26,1
	neutral	110	35,3	40,4	66,5
	harmonically	84	26,9	30,9	97,4
	very harmonically	7	2,2	2,6	100,0
	Total	272	87,2	100,0	
Missing	9999	40	12,8		
Total		312	100,0		

Members of Parliament

		Frequency	Percent	Valid Percent	Cumulative Percent
Valid	no relationship	34	10,9	13,0	13,0
	many conflicts	1	,3	,4	13,4
	conflicts	21	6,7	8,0	21,5
	neutral	124	39,7	47,5	69,0
	harmonically	76	24,4	29,1	98,1
	very harmonically	5	1,6	1,9	100,0
	Total	261	83,7	100,0	
Missing	9999	51	16,3		
Total		312	100,0		

Supreme Federal authority

		Frequency	Percent	Valid Percent	Cumulative Percent
Valid	no relationship	50	16,0	19,2	19,2
	many conflicts	5	1,6	1,9	21,1
	conflicts	24	7,7	9,2	30,3
	neutral	128	41,0	49,0	79,3
	harmonically	50	16,0	19,2	98,5
	very harmonically	4	1,3	1,5	100,0
	Total	261	83,7	100,0	
Missing	9999	51	16,3		
Total		312	100,0		

Members of the Bundestag

		Frequency	Percent	Valid Percent	Cumulative Percent
Valid	no relationship	55	17,6	21,7	21,7
	many conflicts	2	,6	,8	22,4
	conflicts	14	4,5	5,5	28,0
	neutral	118	37,8	46,5	74,4
	harmonically	62	19,9	24,4	98,8
	very harmonically	3	1,0	1,2	100,0
	Total	254	81,4	100,0	
Missing	9999	58	18,6		
Total		312	100,0		

Federal Chancellor

		Frequency	Percent	Valid Percent	Cumulative Percent
Valid	no relationship	115	36,9	47,3	47,3
	many conflicts	1	,3	,4	47,7
	conflicts	4	1,3	1,6	49,4
	neutral	100	32,1	41,2	90,5
	harmonically	21	6,7	8,6	99,2
	very harmonically	2	,6	,8	100,0
	Total	243	77,9	100,0	
Missing	9999	69	22,1		
Total		312	100,0		

Members of the European Parliament

		Frequency	Percent	Valid Percent	Cumulative Percent
Valid	no relationship	100	32,1	39,7	39,7
	many conflicts	2	,6	,8	40,5
	conflicts	18	5,8	7,1	47,6
	neutral	108	34,6	42,9	90,5
	harmonically	22	7,1	8,7	99,2
	very harmonically	2	,6	,8	100,0
	Total	252	80,8	100,0	
Missing	9999	60	19,2		
Total		312	100,0		

European Parliament

		Frequency	Percent	Valid Percent	Cumulative Percent
Valid	no relationship	96	30,8	39,3	39,3
	many conflicts	2	,6	,8	40,2
	conflicts	12	3,8	4,9	45,1
	neutral	103	33,0	42,2	87,3
	harmonically	29	9,3	11,9	99,2
	very harmonically	2	,6	,8	100,0
	Total	244	78,2	100,0	
Missing	9999	68	21,8		
Total		312	100,0		

Employee association

		Frequency	Percent	Valid Percent	Cumulative Percent
Valid	no relationship	81	26,0	32,4	32,4
	many conflicts	20	6,4	8,0	40,4
	conflicts	32	10,3	12,8	53,2
	neutral	72	23,1	28,8	82,0
	harmonically	41	13,1	16,4	98,4
	very harmonically	4	1,3	1,6	100,0
	Total	250	80,1	100,0	
Missing	9999	62	19,9		
Total		312	100,0		

Economic/trade association

		Frequency	Percent	Valid Percent	Cumulative Percent
Valid	no relationship	65	20,8	25,4	25,4
	many conflicts	5	1,6	2,0	27,3
	conflicts	9	2,9	3,5	30,9
	neutral	93	29,8	36,3	67,2
	harmonically	70	22,4	27,3	94,5
	very harmonically	14	4,5	5,5	100,0
	Total	256	82,1	100,0	
Missing	9999	56	17,9		
Total		312	100,0		

Charity/social welfare association

		Frequency	Percent	Valid Percent	Cumulative Percent
Valid	no relationship	89	28,5	35,0	35,0
	many conflicts	2	,6	,8	35,8
	conflicts	9	2,9	3,5	39,4
	neutral	87	27,9	34,3	73,6
	harmonically	54	17,3	21,3	94,9
	very harmonically	13	4,2	5,1	100,0
	Total	254	81,4	100,0	
Missing	9999	58	18,6		
Total		312	100,0		

Police

		Frequency	Percent	Valid Percent	Cumulative Percent
Valid	no relationship	98	31,4	39,0	39,0
	many conflicts	1	,3	,4	39,4
	conflicts	4	1,3	1,6	41,0
	neutral	92	29,5	36,7	77,7
	harmonically	48	15,4	19,1	96,8
	very harmonically	8	2,6	3,2	100,0
	Total	251	80,4	100,0	
Missing	9999	61	19,6		
Total		312	100,0		

Political Parties

		Frequency	Percent	Valid Percent	Cumulative Percent
Valid	no relationship	48	15,4	19,1	19,1
	many conflicts	1	,3	,4	19,5
	conflicts	20	6,4	8,0	27,5
	neutral	126	40,4	50,2	77,7
	harmonically	55	17,6	21,9	99,6
	very harmonically	1	,3	,4	100,0
	Total	251	80,4	100,0	
Missing	9999	61	19,6		
Total		312	100,0		

Enterprises

		Frequency	Percent	Valid Percent	Cumulative Percent
Valid	no relationship	45	14,4	18,4	18,4
	many conflicts	2	,6	,8	19,2
	conflicts	2	,6	,8	20,0
	neutral	90	28,8	36,7	56,7
	harmonically	87	27,9	35,5	92,2
	very harmonically	19	6,1	7,8	100,0
	Total	245	78,5	100,0	
Missing	9999	67	21,5		
Total		312	100,0		

Others

		Frequency	Percent	Valid Percent	Cumulative Percent
Valid	no relationship	22	7,1	43,1	43,1
	conflicts	1	,3	2,0	45,1
	neutral	18	5,8	35,3	80,4
	harmonically	4	1,3	7,8	88,2
	very harmonically	6	1,9	11,8	100,0
	Total	51	16,3	100,0	
Missing	9999	261	83,7		
Total		312	100,0		

**Q39 Who did fill in the questionnaire (position in the group)?**

		Frequency	Percent	Valid Percent	Cumulative Percent
Valid	chairman	69	22,1	24,0	24,0
	board member	17	5,4	5,9	29,9
	administrator	160	51,3	55,6	85,4
	treasurer	1	,3	,3	85,8
	secretary	4	1,3	1,4	87,2
	member	5	1,6	1,7	88,9
	Others	32	10,3	11,1	100,0
	Total	288	92,3	100,0	
Missing	9999	24	7,7		
Total		312	100,0		



## JIGS2との比較表(Interest Group/Unions Survey)

JIGS2 NPO Survey		Germany Interest Group/Unions Survey (Interessenverbände) <sup>1</sup>	
Q1	location	Q1	
Q2	year established	Q6	
Q3	When legal status	-	
Q4	Authority of the group	-	
Q5	Number of members/groups	Q8	
Q6	Workers/staff	Q10	6 categories
Q7	Reasons of establishment	-	
Q8	Who's interests	Q4	
Q9	Geographical level	Q5	
Q10	Political influence	Q29	
Q11	Activities according NPA-law	-	
Q12	Policy areas interested	Q18	
Q13	Groups activities and purposes	Q3	
Q14	Opinion on statements	-	
Q15	Support	Q7	6 categories (NPO support institutions excluded)
Q16	Information by ...	Q17	21 categories (including EU)
Q17	Contact to persons	Q19	20 categories (including EU)
Q18	Relationship to local politicians	Q25	Local/federal state/national government/EU
Q19	Requests/orders by supervising agency	Q27	
Q20	Consulted by ...	Q33 Q34	how often integrated in the political decision making process on the different levels (including EU) Q33: now/Q34: past; (5-point scale)
Q21	(direct) Request to gov. through ...	Q20 Q21	Q20: now (including member of EU parliament) Q21: past (including member of EU parliament)
Q22	Relationship to local gov.	Q24	
Q23	Contact to pol. Parties	Q22 Q23	Q22: now (German parties) Q23: past (German parties)
Q24	Trust do other groups/individuals	Q36 Q37	Q36: now (18 categories, including EU-Parliament) Q37: past (18 categories, including EU-Parliament) (5-point scale)
Q25	Satisfaction with politics	Q30	Additional: European politics
Q26	Cooperation with other institutions	-	
Q27	Influence of institutions on politics	-	
Q28	Relationship to other institutions	Q38	22 categories, including EU-Parliament (5-point scale + <i>no relationship</i> )
Q29	Relationship to NHA	-	No NHA in Germany
Q30	Relationship to NHA	-	
Q31	Media exposure	Q15	How often mentioned (5-point scale)
Q32	Activities for public	Q14	3 categories
Q33	Instruments of lobbying	Q32	17 categories (typical German lobby methods as collection of signatures and petitions to certain persons)
Q34	Political success	Q35	Including EU-level
Q35	Ways of providing services of NPOs	-	
Q36	Relationship NPO and gov.	Q26	Interest group/association/union Instead NPO
Q37	Involvement NPOs in politics	Q31	Interest group/association/union Instead NPO
Q38	Statements regarding Relationship NPO and gov.	Q28	Interest group/association/union Instead NPO
Q39	Members participation	Q12	
Q40	Methods of contacting	-	
Q41	Interaction among members	Q13	
Q42	Statements about group	Q16	
Q43	Occupation of members	-	
Q44	Educational background of members	Q9	6 categories
Q45	Financial Sources	Q11	
Q46	Educational level of person given answers	-	
Q47	Contact to certain persons of	-	

<sup>1</sup> If there is no comment, than exactly the same question as in JIGS is used

	person given answers		
Q48	Political opinion of person given answers	-	
		Q39	Status of answering person
		Q2	Classification of organisation

---

## Ⅲ. 調查票



**Q1 Wo befindet sich der Sitz des Vereins?**

- (1)  Halle (Saalkreis)
- (2)  Berlin
- (3)  andere .....

**Q2 Welchem der folgenden Tätigkeitsfelder ist der Verein am ehesten zuzuordnen? Wählen Sie bitte nur einen Bereich (Haupttätigkeitsfeld) aus.**

- |                                                                            |                                                                                            |
|----------------------------------------------------------------------------|--------------------------------------------------------------------------------------------|
| (a) <input type="checkbox"/> Sport                                         | (h) <input type="checkbox"/> Bildungswesen und Forschung                                   |
| (b) <input type="checkbox"/> Kultur                                        | (i) <input type="checkbox"/> Internationale Aktivitäten                                    |
| (c) <input type="checkbox"/> Freizeit und Erholung                         | (j) <input type="checkbox"/> Stiftungswesen, Spendenwesen, allgemeine ehrenamtliche Arbeit |
| (d) <input type="checkbox"/> Wirtschaftliche Entwicklung und Wohnungswesen | (k) <input type="checkbox"/> Vertretung von Bürger- und Verbraucherinteressen              |
| (e) <input type="checkbox"/> Gesundheitswesen                              | (l) <input type="checkbox"/> Wirtschaftsverbände, Berufsverbände, Gewerkschaften           |
| (f) <input type="checkbox"/> Soziale Dienste und Hilfen                    | (m) <input type="checkbox"/> Religion                                                      |
| (g) <input type="checkbox"/> Umwelt- und Naturschutz                       | (n) <input type="checkbox"/> sonstige .....                                                |

**Q3 Welche Angebote und Dienstleistungen bietet der Verein an?**

- (a)  Sportliche Aktivitäten und Dienstleistungen
- (b)  Kulturelle Aktivitäten und Veranstaltungen
- (c)  Hobbyaktivitäten
- (d)  Gesellige Aktivitäten und Dienstleistungen
- (e)  Informationsveranstaltungen
- (f)  Interessenvertretung
- (g)  Gespräche
- (h)  Fahrten
- (i)  Soziale Hilfeleistungen
- (i)  Weiterbildungsangebote
- (j)  Religiöse Aktivitäten
- (k)  Finanzielle Hilfen
- (l)  Soziale Dienstleistungen
- (m)  anderes .....

**Q4 Auf welcher Ebene finden die Vereinsaktivitäten hauptsächlich statt?**

- (1)  lokale Ebene
- (2)  regionale Ebene
- (3)  Landesebene
- (4)  Bundesebene
- (5)  EU-Ebene

**Q5 In welchem Jahr wurde der Verein gegründet?**

.....

**Q6 Hat der Verein bei der Gründung von anderen Organisationen Unterstützung erhalten?**

- (a)  nein
- (b)  ja, Unterstützung erhalten von .....

**Q7 Geben Sie die Mitgliederzahlen (des Vereines, nicht des Dachverbandes) an. Machen Sie Angaben für Einzelmitglieder sowie Körperschaften und ihre Mitglieder für das Gründungsjahr und für heute. Wenn Sie die genauen Zahlen nicht wissen, schätzen Sie bitte.**

	Einzelmitglieder	Körperschaften/Institutionen
<b>Gründungsjaar</b>	(a) ..... Mitglieder	(b) ..... Körperschaften mit ..... Mitgliedern
	(0) <input type="checkbox"/> weiß ich nicht	(0) <input type="checkbox"/> weiß ich nicht
<b>heute</b>	(c) ..... Mitglieder	(d) ..... Körperschaften mit ..... Mitgliedern
	(0) <input type="checkbox"/> weiß ich nicht	(0) <input type="checkbox"/> weiß ich nicht

**Q8 Was sind die Voraussetzungen für eine Mitgliedschaft im Verein?**

- (a)  Formeller Mitgliedschaftsantrag
- (b)  Informeller Mitgliedschaftsantrag
- (c)  Geschlecht
- (d)  Mindestalter
- (e)  Zugehörigkeit zu einer sozialen Gruppe
- (f)  Besondere Qualifikationen/Lizenzen
- (g)  Bürgen/Fürsprecher
- (h)  Prüfung
- (i)  Keine
- (j)  Sonstiges .....

**Q9 Wie ist der Bildungsstand der Vereinsmitglieder (Funktionsträger und Mitglieder)? Geben Sie den ungefähren Anteil in Prozent an.**

- (a) ..... % Schüler
- (b) ..... % Haupt-/Volksschulabschluss
- (c) ..... % Mittlere Reife
- (d) ..... % Abitur
- (e) ..... % Fachhochschulreife
- (f) ..... % Hochschulabschluss
- (g) ..... % Promotion

**Q10 Wie setzt sich das Personal der Geschäftsstelle zusammen? Geben Sie die entsprechenden Personenzahlen an.**

- (a) ..... Vollzeitkräfte
- (b) ..... Teilzeitkräfte
- (c) ..... Honorarkräfte
- (d) ..... Zivildienstleistende, ABM, Praktikanten, etc.
- (e) ..... Ehrenamtliche
- (f) ..... anderes

**Q11 Wie setzen sich die Einnahmen des Vereines zusammen?**

- (a) ..... € Mitgliederbeiträge
- (b) ..... € Öffentliche Zuschüsse
- (c) ..... € Spenden und Zuschüsse
- (d) ..... € Wirtschaftliche Tätigkeiten
- (e) ..... € Sonstige Einnahmen

**Q12 Wie stark ist die Beteiligung der Mitglieder an Versammlungen, Veranstaltungen und an Spenden?**

	sehr häufig	häufig	gelegentlich	selten	nie
(a) <b>Mitgliederversammlungen</b>	(1) <input type="checkbox"/>	(2) <input type="checkbox"/>	(3) <input type="checkbox"/>	(4) <input type="checkbox"/>	(5) <input type="checkbox"/>
(b) <b>Veranstaltung</b>	(1) <input type="checkbox"/>	(2) <input type="checkbox"/>	(3) <input type="checkbox"/>	(4) <input type="checkbox"/>	(5) <input type="checkbox"/>
(c) <b>Spenden</b>	(1) <input type="checkbox"/>	(2) <input type="checkbox"/>	(3) <input type="checkbox"/>	(4) <input type="checkbox"/>	(5) <input type="checkbox"/>

**Q13 Wie treten Vereinsmitglieder und Funktionsträgern (Vorstand, Geschäftsführer etc.) miteinander in Kontakt. Geben Sie die Häufigkeit an.**

	sehr häufig	häufig	gelegentlich	selten	nie
(a) <b>Meinungsaustausch zwischen Mitgliedern und Funktionsträgern</b>					
(außerhalb der Mitgliederversammlungen)	(1) <input type="checkbox"/>	(2) <input type="checkbox"/>	(3) <input type="checkbox"/>	(4) <input type="checkbox"/>	(5) <input type="checkbox"/>
(b) <b>Vereinsmitglieder treffen sich untereinander</b>	(1) <input type="checkbox"/>	(2) <input type="checkbox"/>	(3) <input type="checkbox"/>	(4) <input type="checkbox"/>	(5) <input type="checkbox"/>
(c) <b>Kontakt via Internet</b>	(1) <input type="checkbox"/>	(2) <input type="checkbox"/>	(3) <input type="checkbox"/>	(4) <input type="checkbox"/>	(5) <input type="checkbox"/>
(d) <b>andere .....</b>	(1) <input type="checkbox"/>	(2) <input type="checkbox"/>	(3) <input type="checkbox"/>	(4) <input type="checkbox"/>	(5) <input type="checkbox"/>

**Q14 Wie häufig bietet der Verein die folgenden Aktivitäten für die Öffentlichkeit an?**

	sehr häufig	häufig	gelegentlich	selten	nie
(a) <b>Diskussionsrunden/Symposien/Konferenzen</b>	(1) <input type="checkbox"/>	(2) <input type="checkbox"/>	(3) <input type="checkbox"/>	(4) <input type="checkbox"/>	(5) <input type="checkbox"/>
(b) <b>Aufklärungsarbeit Newsletter etc.</b>	(1) <input type="checkbox"/>	(2) <input type="checkbox"/>	(3) <input type="checkbox"/>	(4) <input type="checkbox"/>	(5) <input type="checkbox"/>
(c) <b>Aufklärungsarbeit durch das Internet</b>	(1) <input type="checkbox"/>	(2) <input type="checkbox"/>	(3) <input type="checkbox"/>	(4) <input type="checkbox"/>	(5) <input type="checkbox"/>

**Q15 Wie sehr treffen die folgenden Aussagen auf den Verein zu?**

	sehr	etwas	bedingt	nicht	gar nicht
(a) <b>Die Gruppenorganisation basiert auf Regeln.</b>	(1) <input type="checkbox"/>	(2) <input type="checkbox"/>	(3) <input type="checkbox"/>	(4) <input type="checkbox"/>	(5) <input type="checkbox"/>
(b) <b>Entscheidungsfindungen werden versucht im Konsens zu erreichen</b>	(1) <input type="checkbox"/>	(2) <input type="checkbox"/>	(3) <input type="checkbox"/>	(4) <input type="checkbox"/>	(5) <input type="checkbox"/>
(c) <b>Für die Gruppenaktivitäten sind spezielle Kenntnisse/Fähigkeiten notwendig.</b>	(1) <input type="checkbox"/>	(2) <input type="checkbox"/>	(3) <input type="checkbox"/>	(4) <input type="checkbox"/>	(5) <input type="checkbox"/>
(d) <b>Die Gruppenaktivitäten sind untrennbar von der Gründungsidee.</b>	(1) <input type="checkbox"/>	(2) <input type="checkbox"/>	(3) <input type="checkbox"/>	(4) <input type="checkbox"/>	(5) <input type="checkbox"/>
(e) <b>Der Vorstand gibt Lösungsvorschläge für Probleme vor.</b>	(1) <input type="checkbox"/>	(2) <input type="checkbox"/>	(3) <input type="checkbox"/>	(4) <input type="checkbox"/>	(5) <input type="checkbox"/>
(f) <b>Bei Meinungsverschiedenheiten unter den Mitgliedern wird viel diskutiert.</b>	(1) <input type="checkbox"/>	(2) <input type="checkbox"/>	(3) <input type="checkbox"/>	(4) <input type="checkbox"/>	(5) <input type="checkbox"/>
(g) <b>Die Mitglieder verstehen den Zweck und die Ziele des Vereines sehr gut.</b>	(1) <input type="checkbox"/>	(2) <input type="checkbox"/>	(3) <input type="checkbox"/>	(4) <input type="checkbox"/>	(5) <input type="checkbox"/>
(h) <b>Unter den Mitgliedern werden Informationen ausgetauscht.</b>	(1) <input type="checkbox"/>	(2) <input type="checkbox"/>	(3) <input type="checkbox"/>	(4) <input type="checkbox"/>	(5) <input type="checkbox"/>

**Q16 Woher erhält die Organisation notwendige Informationen?**

- |                                                                      |                                                                                 |
|----------------------------------------------------------------------|---------------------------------------------------------------------------------|
| (a) <input type="checkbox"/> <b>Bürger und Bürgerinnen</b>           | (k) <input type="checkbox"/> <b>Abgeordnete des Landtags/Abgeordnetenhauses</b> |
| (b) <input type="checkbox"/> <b>Organisationsmitglieder</b>          | (l) <input type="checkbox"/> <b>Bundesbehörden</b>                              |
| (c) <input type="checkbox"/> <b>NGOs, Vereine, Bürgerinitiativen</b> | (m) <input type="checkbox"/> <b>Bundestagsabgeordnete</b>                       |
| (d) <input type="checkbox"/> <b>Regionale Medien</b>                 | (n) <input type="checkbox"/> <b>Bundeskanzlerin</b>                             |
| (e) <input type="checkbox"/> <b>Überregionale Medien</b>             | (o) <input type="checkbox"/> <b>Politische Parteien</b>                         |
| (f) <input type="checkbox"/> <b>Internet</b>                         | (p) <input type="checkbox"/> <b>Wissenschaft/Forschung</b>                      |
| (g) <input type="checkbox"/> <b>Stadt-/Bezirksverwaltung</b>         | (q) <input type="checkbox"/> <b>Unternehmen</b>                                 |
| (h) <input type="checkbox"/> <b>Stadt-/Gemeinderäte</b>              | (r) <input type="checkbox"/> <b>andere .....</b>                                |
| (i) <input type="checkbox"/> <b>Bürgermeister</b>                    | (s) <input type="checkbox"/> <b>keine</b>                                       |
| (j) <input type="checkbox"/> <b>Landesbehörden</b>                   |                                                                                 |

**Q17 Wie oft wurde die Organisation im vergangenen Jahr in den Medien erwähnt?**

- (1)  **sehr oft**  
 (2)  **oft**  
 (3)  **gelegentlich**  
 (4)  **selten**  
 (5)  **nie**



**Q18 An welchen Politikfeldern ist der Verein interessiert?**

- |                              |                                                        |                              |                                                          |
|------------------------------|--------------------------------------------------------|------------------------------|----------------------------------------------------------|
| (a) <input type="checkbox"/> | Finanzpolitik                                          | (k) <input type="checkbox"/> | Kommunalpolitik                                          |
| (b) <input type="checkbox"/> | Handelspolitik                                         | (l) <input type="checkbox"/> | Arbeitsmarktpolitik                                      |
| (c) <input type="checkbox"/> | Wirtschafts- und Industrieförderung                    | (m) <input type="checkbox"/> | Landwirtschafts-, Forstwirtschafts- und Fischereipolitik |
| (d) <input type="checkbox"/> | öffentliche Bauvorhaben, Vergabe öffentlicher Aufträge | (n) <input type="checkbox"/> | Verbraucherpolitik                                       |
| (e) <input type="checkbox"/> | Verkehrspolitik                                        | (o) <input type="checkbox"/> | Umweltpolitik                                            |
| (f) <input type="checkbox"/> | Nachrichten- und Informationspolitik                   | (p) <input type="checkbox"/> | Gesundheitsfürsorge und Sozialpolitik                    |
| (g) <input type="checkbox"/> | Wissenschafts- und Technikpolitik                      | (q) <input type="checkbox"/> | Internationale Beziehungen                               |
| (h) <input type="checkbox"/> | Regionalentwicklung                                    | (r) <input type="checkbox"/> | Bildung, Wissenschaft und Sport                          |
| (i) <input type="checkbox"/> | Außenpolitik                                           | (s) <input type="checkbox"/> | Förderung von Vereinen                                   |
| (s) <input type="checkbox"/> | öffentliche Sicherheit/Sicherheitspolitik              | (t) <input type="checkbox"/> | sonstige .....                                           |
| (j) <input type="checkbox"/> | Rechtsfragen/Menschenrechte                            | (u) <input type="checkbox"/> | keine politischen Interessen                             |

**Q19 Wie würden Sie die Beziehung zwischen dem Verein und der Stadt-/Bezirksverwaltung sowie zum Landtag/Abgeordnetenhaus beschreiben?**

- |                              |                              |                                                                                      |
|------------------------------|------------------------------|--------------------------------------------------------------------------------------|
| (x) <b>Stadt</b>             | (y) <b>Landtag</b>           |                                                                                      |
| (a) <input type="checkbox"/> | (a) <input type="checkbox"/> | keine Beziehung                                                                      |
| (b) <input type="checkbox"/> | (b) <input type="checkbox"/> | Kontakt bei Verwaltungskontrollen                                                    |
| (c) <input type="checkbox"/> | (c) <input type="checkbox"/> | Kontakt im Zusammenhang mit Genehmigungsverfahren                                    |
| (d) <input type="checkbox"/> | (d) <input type="checkbox"/> | Entsenden von Mitgliedern in Sachverständigenausschüsse u. ä.                        |
| (e) <input type="checkbox"/> | (e) <input type="checkbox"/> | Unterstützung/Kooperation im Zusammenhang mit (haushalts-)politischen Entscheidungen |
| (f) <input type="checkbox"/> | (f) <input type="checkbox"/> | Meinungsaustausch                                                                    |
| (g) <input type="checkbox"/> | (g) <input type="checkbox"/> | sonstige .....                                                                       |

**Q20 Mit welchen der folgenden Institutionen/Personenkreisen steht der Verein generell im Austausch?**

- |                              |                                  |                              |                                                        |
|------------------------------|----------------------------------|------------------------------|--------------------------------------------------------|
| (a) <input type="checkbox"/> | Bürger und Bürgerinnen           | (i) <input type="checkbox"/> | Politische Parteien                                    |
| (b) <input type="checkbox"/> | Leistungsempfänger des Vereins   | (j) <input type="checkbox"/> | Regionale Medien                                       |
| (c) <input type="checkbox"/> | NGOs, Vereine, Bürgerinitiativen | (k) <input type="checkbox"/> | Überregionale Medien                                   |
| (d) <input type="checkbox"/> | Bürgermeister                    | (l) <input type="checkbox"/> | Unternehmen                                            |
| (e) <input type="checkbox"/> | Landesbehörden                   | (m) <input type="checkbox"/> | Wissenschaft/Forschung                                 |
| (f) <input type="checkbox"/> | Bundesbehörden                   | (n) <input type="checkbox"/> | andere .....                                           |
| (g) <input type="checkbox"/> | Bundestagsabgeordnete            | (o) <input type="checkbox"/> | zu keiner der angegebenen Institutionen/Personenkreise |
| (h) <input type="checkbox"/> | Bundeskanzlerin                  |                              |                                                        |

**Q21 Wie zufrieden sind Sie mit der Kommunal- und Landespolitik?**

	sehr zufrieden	zufrieden	unzufrieden	sehr unzufrieden	interessiert mich nicht
(a) <b>Bundespolitik im Allgemeinen</b>	(1) <input type="checkbox"/>	(2) <input type="checkbox"/>	(3) <input type="checkbox"/>	(4) <input type="checkbox"/>	(0) <input type="checkbox"/>
(b) <b>Kommunalpolitik im Allgemeinen</b>	(1) <input type="checkbox"/>	(2) <input type="checkbox"/>	(3) <input type="checkbox"/>	(4) <input type="checkbox"/>	(0) <input type="checkbox"/>
(c) <b>Bundespolitik bezüglich der Interessen des Vereins</b>	(1) <input type="checkbox"/>	(2) <input type="checkbox"/>	(3) <input type="checkbox"/>	(4) <input type="checkbox"/>	(0) <input type="checkbox"/>
(d) <b>Kommunalpolitik bezüglich der Interessen des Vereins</b>	(1) <input type="checkbox"/>	(2) <input type="checkbox"/>	(3) <input type="checkbox"/>	(4) <input type="checkbox"/>	(0) <input type="checkbox"/>

**Q22 Wie häufig tritt der Verein in Kontakt mit Politikern, um Anliegen des Vereines in Behörden zu bringen?**

	sehr häufig	häufig	gelegentlich	selten	nie
(a) <b>Stadträte</b>	(1) <input type="checkbox"/>	(2) <input type="checkbox"/>	(3) <input type="checkbox"/>	(4) <input type="checkbox"/>	(5) <input type="checkbox"/>
(b) <b>Bürgermeister</b>	(1) <input type="checkbox"/>	(2) <input type="checkbox"/>	(3) <input type="checkbox"/>	(4) <input type="checkbox"/>	(5) <input type="checkbox"/>
(c) <b>Abgeordnete Landtag/Abgeordnetenhaus</b>	(1) <input type="checkbox"/>	(2) <input type="checkbox"/>	(3) <input type="checkbox"/>	(4) <input type="checkbox"/>	(5) <input type="checkbox"/>
(d) <b>Bundestagsabgeordnete</b>	(1) <input type="checkbox"/>	(2) <input type="checkbox"/>	(3) <input type="checkbox"/>	(4) <input type="checkbox"/>	(5) <input type="checkbox"/>
(e) <b>Bundeskanzlerin</b>	(1) <input type="checkbox"/>	(2) <input type="checkbox"/>	(3) <input type="checkbox"/>	(4) <input type="checkbox"/>	(5) <input type="checkbox"/>
(f) <b>andere .....</b>	(1) <input type="checkbox"/>	(2) <input type="checkbox"/>	(3) <input type="checkbox"/>	(4) <input type="checkbox"/>	(5) <input type="checkbox"/>

**Q23 Wie häufig trat der Verein in der Vergangenheit (vor ca. 10 Jahren) in Kontakt mit Politikern, um Anliegen des Vereines in Behörden zu bringen?**

(0)  **Der Verein hat noch nicht bestanden/Ich war noch nicht Mitglied**

	sehr häufig	häufig	gelegentlich	selten	nie
(a) <b>Stadträte</b>	(1) <input type="checkbox"/>	(2) <input type="checkbox"/>	(3) <input type="checkbox"/>	(4) <input type="checkbox"/>	(5) <input type="checkbox"/>
(b) <b>Bürgermeister</b>	(1) <input type="checkbox"/>	(2) <input type="checkbox"/>	(3) <input type="checkbox"/>	(4) <input type="checkbox"/>	(5) <input type="checkbox"/>
(c) <b>Abgeordnete Landtag/Abgeordnetenhaus</b>	(1) <input type="checkbox"/>	(2) <input type="checkbox"/>	(3) <input type="checkbox"/>	(4) <input type="checkbox"/>	(5) <input type="checkbox"/>
(d) <b>Bundestagsabgeordnete</b>	(1) <input type="checkbox"/>	(2) <input type="checkbox"/>	(3) <input type="checkbox"/>	(4) <input type="checkbox"/>	(5) <input type="checkbox"/>
(e) <b>Bundeskanzlerin</b>	(1) <input type="checkbox"/>	(2) <input type="checkbox"/>	(3) <input type="checkbox"/>	(4) <input type="checkbox"/>	(5) <input type="checkbox"/>
(f) <b>andere .....</b>	(1) <input type="checkbox"/>	(2) <input type="checkbox"/>	(3) <input type="checkbox"/>	(4) <input type="checkbox"/>	(5) <input type="checkbox"/>

**Q24 Wie häufig tritt der Verein mit einem Anliegen an politische Parteien?**

	sehr häufig	häufig	gelegentlich	selten	nie
(a) <b>CDU</b>	(1) <input type="checkbox"/>	(2) <input type="checkbox"/>	(3) <input type="checkbox"/>	(4) <input type="checkbox"/>	(5) <input type="checkbox"/>
(b) <b>SPD</b>	(1) <input type="checkbox"/>	(2) <input type="checkbox"/>	(3) <input type="checkbox"/>	(4) <input type="checkbox"/>	(5) <input type="checkbox"/>
(c) <b>Bündnis 90/Die Grünen</b>	(1) <input type="checkbox"/>	(2) <input type="checkbox"/>	(3) <input type="checkbox"/>	(4) <input type="checkbox"/>	(5) <input type="checkbox"/>
(d) <b>FDP</b>	(1) <input type="checkbox"/>	(2) <input type="checkbox"/>	(3) <input type="checkbox"/>	(4) <input type="checkbox"/>	(5) <input type="checkbox"/>
(e) <b>Die Linke</b>	(1) <input type="checkbox"/>	(2) <input type="checkbox"/>	(3) <input type="checkbox"/>	(4) <input type="checkbox"/>	(5) <input type="checkbox"/>
(f) <b>andere .....</b>	(1) <input type="checkbox"/>	(2) <input type="checkbox"/>	(3) <input type="checkbox"/>	(4) <input type="checkbox"/>	(5) <input type="checkbox"/>

**Q25 Wie häufig wurde in der Vergangenheit (vor ca. 10 Jahren) mit Anliegen an die politischen Parteien herantreten?**

(0) <input type="checkbox"/> Der Verein hat noch nicht bestanden/Ich war noch nicht Mitglied						
		sehr häufig	häufig	gelegentlich	selten	nie
(a)	<b>CDU</b>	(1) <input type="checkbox"/>	(2) <input type="checkbox"/>	(3) <input type="checkbox"/>	(4) <input type="checkbox"/>	(5) <input type="checkbox"/>
(b)	<b>SPD</b>	(1) <input type="checkbox"/>	(2) <input type="checkbox"/>	(3) <input type="checkbox"/>	(4) <input type="checkbox"/>	(5) <input type="checkbox"/>
(c)	<b>Bündnis 90/Die Grünen</b>	(1) <input type="checkbox"/>	(2) <input type="checkbox"/>	(3) <input type="checkbox"/>	(4) <input type="checkbox"/>	(5) <input type="checkbox"/>
(d)	<b>FDP</b>	(1) <input type="checkbox"/>	(2) <input type="checkbox"/>	(3) <input type="checkbox"/>	(4) <input type="checkbox"/>	(5) <input type="checkbox"/>
(e)	<b>PDS</b>	(1) <input type="checkbox"/>	(2) <input type="checkbox"/>	(3) <input type="checkbox"/>	(4) <input type="checkbox"/>	(5) <input type="checkbox"/>
(f)	<b>andere .....</b>	(1) <input type="checkbox"/>	(2) <input type="checkbox"/>	(3) <input type="checkbox"/>	(4) <input type="checkbox"/>	(5) <input type="checkbox"/>

**Q26 Wie hoch ist das allgemeine Vertrauen des Vereins in die unten genannten Institutionen, dass diese die Interessen des Vereins vertreten?**

		sehr hoch	hoch	gering	sehr gering	kein Vertrauen
(a)	<b>Bürger und Bürgerinnen</b>	(1) <input type="checkbox"/>	(2) <input type="checkbox"/>	(3) <input type="checkbox"/>	(4) <input type="checkbox"/>	(5) <input type="checkbox"/>
(b)	<b>NGOs, Vereine, Bürgerinitiativen</b>	(1) <input type="checkbox"/>	(2) <input type="checkbox"/>	(3) <input type="checkbox"/>	(4) <input type="checkbox"/>	(5) <input type="checkbox"/>
(c)	<b>Regionale Medien</b>	(1) <input type="checkbox"/>	(2) <input type="checkbox"/>	(3) <input type="checkbox"/>	(4) <input type="checkbox"/>	(5) <input type="checkbox"/>
(d)	<b>Überregionale Medien</b>	(1) <input type="checkbox"/>	(2) <input type="checkbox"/>	(3) <input type="checkbox"/>	(4) <input type="checkbox"/>	(5) <input type="checkbox"/>
(e)	<b>Stadt-/Bezirksverwaltung</b>	(1) <input type="checkbox"/>	(2) <input type="checkbox"/>	(3) <input type="checkbox"/>	(4) <input type="checkbox"/>	(5) <input type="checkbox"/>
(f)	<b>Stadt-/Gemeinderäte</b>	(1) <input type="checkbox"/>	(2) <input type="checkbox"/>	(3) <input type="checkbox"/>	(4) <input type="checkbox"/>	(5) <input type="checkbox"/>
(g)	<b>Bürgermeister</b>	(1) <input type="checkbox"/>	(2) <input type="checkbox"/>	(3) <input type="checkbox"/>	(4) <input type="checkbox"/>	(5) <input type="checkbox"/>
(h)	<b>Landesbehörden</b>	(1) <input type="checkbox"/>	(2) <input type="checkbox"/>	(3) <input type="checkbox"/>	(4) <input type="checkbox"/>	(5) <input type="checkbox"/>
(i)	<b>Abgeordnete des Landtags/Abgeordnetenhauses</b>	(1) <input type="checkbox"/>	(2) <input type="checkbox"/>	(3) <input type="checkbox"/>	(4) <input type="checkbox"/>	(5) <input type="checkbox"/>
(j)	<b>Bundesbehörden</b>	(1) <input type="checkbox"/>	(2) <input type="checkbox"/>	(3) <input type="checkbox"/>	(4) <input type="checkbox"/>	(5) <input type="checkbox"/>
(k)	<b>Bundestagsabgeordnete</b>	(1) <input type="checkbox"/>	(2) <input type="checkbox"/>	(3) <input type="checkbox"/>	(4) <input type="checkbox"/>	(5) <input type="checkbox"/>
(l)	<b>Bundeskanzlerin</b>	(1) <input type="checkbox"/>	(2) <input type="checkbox"/>	(3) <input type="checkbox"/>	(4) <input type="checkbox"/>	(5) <input type="checkbox"/>
(m)	<b>EU-Abgeordnete</b>	(1) <input type="checkbox"/>	(2) <input type="checkbox"/>	(3) <input type="checkbox"/>	(4) <input type="checkbox"/>	(5) <input type="checkbox"/>
(n)	<b>Politische Parteien</b>	(1) <input type="checkbox"/>	(2) <input type="checkbox"/>	(3) <input type="checkbox"/>	(4) <input type="checkbox"/>	(5) <input type="checkbox"/>
(o)	<b>Wissenschaft/Forschung</b>	(1) <input type="checkbox"/>	(2) <input type="checkbox"/>	(3) <input type="checkbox"/>	(4) <input type="checkbox"/>	(5) <input type="checkbox"/>
(p)	<b>Unternehmen</b>	(1) <input type="checkbox"/>	(2) <input type="checkbox"/>	(3) <input type="checkbox"/>	(4) <input type="checkbox"/>	(5) <input type="checkbox"/>
(q)	<b>sonstige .....</b>	(1) <input type="checkbox"/>	(2) <input type="checkbox"/>	(3) <input type="checkbox"/>	(4) <input type="checkbox"/>	(5) <input type="checkbox"/>

**Q27** Wie hoch war das Vertrauen früher (vor ca. 10 Jahren) in die unten genannten Institutionen, dass diese die Interessen der Organisation vertreten?

(0)  Der Verein hat noch nicht bestanden/Ich war noch nicht Mitglied

	sehr hoch	hoch	gering	sehr gering	kein Vertrauen
(a) <b>Bürger und Bürgerinnen</b>	(1) <input type="checkbox"/>	(2) <input type="checkbox"/>	(3) <input type="checkbox"/>	(4) <input type="checkbox"/>	(5) <input type="checkbox"/>
(b) <b>NGOs, Vereine, Bürgerinitiativen</b>	(1) <input type="checkbox"/>	(2) <input type="checkbox"/>	(3) <input type="checkbox"/>	(4) <input type="checkbox"/>	(5) <input type="checkbox"/>
(c) <b>Regionale Medien</b>	(1) <input type="checkbox"/>	(2) <input type="checkbox"/>	(3) <input type="checkbox"/>	(4) <input type="checkbox"/>	(5) <input type="checkbox"/>
(d) <b>Überregionale Medien</b>	(1) <input type="checkbox"/>	(2) <input type="checkbox"/>	(3) <input type="checkbox"/>	(4) <input type="checkbox"/>	(5) <input type="checkbox"/>
(e) <b>Stadt-/Bezirksverwaltung</b>	(1) <input type="checkbox"/>	(2) <input type="checkbox"/>	(3) <input type="checkbox"/>	(4) <input type="checkbox"/>	(5) <input type="checkbox"/>
(f) <b>Stadt-/Gemeinderäte</b>	(1) <input type="checkbox"/>	(2) <input type="checkbox"/>	(3) <input type="checkbox"/>	(4) <input type="checkbox"/>	(5) <input type="checkbox"/>
(g) <b>Bürgermeister</b>	(1) <input type="checkbox"/>	(2) <input type="checkbox"/>	(3) <input type="checkbox"/>	(4) <input type="checkbox"/>	(5) <input type="checkbox"/>
(h) <b>Landesbehörden</b>	(1) <input type="checkbox"/>	(2) <input type="checkbox"/>	(3) <input type="checkbox"/>	(4) <input type="checkbox"/>	(5) <input type="checkbox"/>
(i) <b>Abgeordnete des Landtags/Abgeordnetenhauses</b>	(1) <input type="checkbox"/>	(2) <input type="checkbox"/>	(3) <input type="checkbox"/>	(4) <input type="checkbox"/>	(5) <input type="checkbox"/>
(j) <b>Bundesbehörden</b>	(1) <input type="checkbox"/>	(2) <input type="checkbox"/>	(3) <input type="checkbox"/>	(4) <input type="checkbox"/>	(5) <input type="checkbox"/>
(k) <b>Bundestagsabgeordnete</b>	(1) <input type="checkbox"/>	(2) <input type="checkbox"/>	(3) <input type="checkbox"/>	(4) <input type="checkbox"/>	(5) <input type="checkbox"/>
(l) <b>Bundeskanzlerin</b>	(1) <input type="checkbox"/>	(2) <input type="checkbox"/>	(3) <input type="checkbox"/>	(4) <input type="checkbox"/>	(5) <input type="checkbox"/>
( <sup>m</sup> ) <b>EU-Abgeordnete</b>	(1) <input type="checkbox"/>	(2) <input type="checkbox"/>	(3) <input type="checkbox"/>	(4) <input type="checkbox"/>	(5) <input type="checkbox"/>
(n) <b>Politische Parteien</b>	(1) <input type="checkbox"/>	(2) <input type="checkbox"/>	(3) <input type="checkbox"/>	(4) <input type="checkbox"/>	(5) <input type="checkbox"/>
(o) <b>Wissenschaft/Forschung</b>	(1) <input type="checkbox"/>	(2) <input type="checkbox"/>	(3) <input type="checkbox"/>	(4) <input type="checkbox"/>	(5) <input type="checkbox"/>
(p) <b>Unternehmen</b>	(1) <input type="checkbox"/>	(2) <input type="checkbox"/>	(3) <input type="checkbox"/>	(4) <input type="checkbox"/>	(5) <input type="checkbox"/>
(q) <b>sonstige .....</b>	(1) <input type="checkbox"/>	(2) <input type="checkbox"/>	(3) <input type="checkbox"/>	(4) <input type="checkbox"/>	(5) <input type="checkbox"/>

**Q28** Gibt es irgendeine Organisation, die die Interessen des Vereins bundesweit vertritt?

- (1)  **Nein**  
 (2)  **Ja** .....

**Q29** Wenn Sie mit ja geantwortet haben, für wie hoch halten Sie den politischen Einfluss der entsprechenden Organisation an der Bundespolitik?

- (1)  **sehr hoch**  
 (2)  **hoch**  
 (3)  **gering**  
 (4)  **sehr gering**  
 (5)  **keine**

**Q30 Wie häufig wird der Verein bei politischen Entscheidungen und deren Umsetzung hinzugezogen?**

	sehr häufig	häufig	gelegentlich	selten	nie
(a) von der Stadt-/Bezirksverwaltung	(1) <input type="checkbox"/>	(2) <input type="checkbox"/>	(3) <input type="checkbox"/>	(4) <input type="checkbox"/>	(5) <input type="checkbox"/>
(b) vom Stadtrat	(1) <input type="checkbox"/>	(2) <input type="checkbox"/>	(3) <input type="checkbox"/>	(4) <input type="checkbox"/>	(5) <input type="checkbox"/>
(c) vom Bürgermeister	(1) <input type="checkbox"/>	(2) <input type="checkbox"/>	(3) <input type="checkbox"/>	(4) <input type="checkbox"/>	(5) <input type="checkbox"/>
(d) vom Landtag/Abgeordnetenhaus	(1) <input type="checkbox"/>	(2) <input type="checkbox"/>	(3) <input type="checkbox"/>	(4) <input type="checkbox"/>	(5) <input type="checkbox"/>
(e) von den Landesbehörden	(1) <input type="checkbox"/>	(2) <input type="checkbox"/>	(3) <input type="checkbox"/>	(4) <input type="checkbox"/>	(5) <input type="checkbox"/>
(f) andere .....	(1) <input type="checkbox"/>	(2) <input type="checkbox"/>	(3) <input type="checkbox"/>	(4) <input type="checkbox"/>	(5) <input type="checkbox"/>

**Q31 Wie häufig wurde der Verein in der Vergangenheit (vor ca. 10 Jahren) bei politischen Entscheidungen und deren Umsetzung hinzugezogen?**

(0)  Der Verein hat noch nicht bestanden/Ich war noch nicht Mitglied

	sehr häufig	häufig	gelegentlich	selten	nie
(a) von der Stadt-/Bezirksverwaltung	(1) <input type="checkbox"/>	(2) <input type="checkbox"/>	(3) <input type="checkbox"/>	(4) <input type="checkbox"/>	(5) <input type="checkbox"/>
(b) vom Stadtrat	(1) <input type="checkbox"/>	(2) <input type="checkbox"/>	(3) <input type="checkbox"/>	(4) <input type="checkbox"/>	(5) <input type="checkbox"/>
(c) vom Bürgermeister	(1) <input type="checkbox"/>	(2) <input type="checkbox"/>	(3) <input type="checkbox"/>	(4) <input type="checkbox"/>	(5) <input type="checkbox"/>
(d) vom Landtag/Abgeordnetenhaus	(1) <input type="checkbox"/>	(2) <input type="checkbox"/>	(3) <input type="checkbox"/>	(4) <input type="checkbox"/>	(5) <input type="checkbox"/>
(e) von den Landesbehörden	(1) <input type="checkbox"/>	(2) <input type="checkbox"/>	(3) <input type="checkbox"/>	(4) <input type="checkbox"/>	(5) <input type="checkbox"/>
(f) andere .....	(1) <input type="checkbox"/>	(2) <input type="checkbox"/>	(3) <input type="checkbox"/>	(4) <input type="checkbox"/>	(5) <input type="checkbox"/>

**Q32 Hat die Organisation mit ihren Aktivitäten erfolgreich bestimmte politische Entscheidungen mitgestalten können?**

- |                                  |                                 |                                   |
|----------------------------------|---------------------------------|-----------------------------------|
| (a) Auf lokaler Ebene            | (1) <input type="checkbox"/> ja | (2) <input type="checkbox"/> nein |
| (b) Über die lokale Ebene hinaus | (1) <input type="checkbox"/> ja | (2) <input type="checkbox"/> nein |

**Q33 Wie hoch schätzen Sie generell die politischen Einflussmöglichkeiten Ihres Vereins ein?**

- (1)  sehr hoch  
 (2)  hoch  
 (3)  gering  
 (4)  sehr gering  
 (5)  keine

**Q34 Wünschen Sie sich mehr politische Einflussmöglichkeiten für Ihren Verein?**

- (1)  ja  
 (2)  bedingt  
 (3)  nein

**Q35 Wie schätzen Sie die Beziehungen des Vereins zu den folgenden Institutionen/Organisationen ein?**

	keine Beziehung	sehr konfliktreich	konfliktreich	neutral	harmonisch	sehr harmonisch
(a) <b>Bürger und Bürgerinnen</b>	(0) <input type="checkbox"/>	(1) <input type="checkbox"/>	(2) <input type="checkbox"/>	(3) <input type="checkbox"/>	(4) <input type="checkbox"/>	(5) <input type="checkbox"/>
(b) <b>andere Vereine, NGOs, Bürgerinitiativen</b>	(0) <input type="checkbox"/>	(1) <input type="checkbox"/>	(2) <input type="checkbox"/>	(3) <input type="checkbox"/>	(4) <input type="checkbox"/>	(5) <input type="checkbox"/>
(m) <b>Regionale Medien</b>	(0) <input type="checkbox"/>	(1) <input type="checkbox"/>	(2) <input type="checkbox"/>	(3) <input type="checkbox"/>	(4) <input type="checkbox"/>	(5) <input type="checkbox"/>
(n) <b>Überregionale Medien</b>	(0) <input type="checkbox"/>	(1) <input type="checkbox"/>	(2) <input type="checkbox"/>	(3) <input type="checkbox"/>	(4) <input type="checkbox"/>	(5) <input type="checkbox"/>
(s) <b>religiöse Vereinigungen</b>	(0) <input type="checkbox"/>	(1) <input type="checkbox"/>	(2) <input type="checkbox"/>	(3) <input type="checkbox"/>	(4) <input type="checkbox"/>	(5) <input type="checkbox"/>
(d) <b>Bezirks-/Stadtverwaltung</b>	(0) <input type="checkbox"/>	(1) <input type="checkbox"/>	(2) <input type="checkbox"/>	(3) <input type="checkbox"/>	(4) <input type="checkbox"/>	(5) <input type="checkbox"/>
(e) <b>Stadträte</b>	(0) <input type="checkbox"/>	(1) <input type="checkbox"/>	(2) <input type="checkbox"/>	(3) <input type="checkbox"/>	(4) <input type="checkbox"/>	(5) <input type="checkbox"/>
(f) <b>Bürgermeister</b>	(0) <input type="checkbox"/>	(1) <input type="checkbox"/>	(2) <input type="checkbox"/>	(3) <input type="checkbox"/>	(4) <input type="checkbox"/>	(5) <input type="checkbox"/>
(g) <b>Landesbehörden</b>	(0) <input type="checkbox"/>	(1) <input type="checkbox"/>	(2) <input type="checkbox"/>	(3) <input type="checkbox"/>	(4) <input type="checkbox"/>	(5) <input type="checkbox"/>
(h) <b>Abgeordnete Landtag/Abgeordnetenhaus</b>	(0) <input type="checkbox"/>	(1) <input type="checkbox"/>	(2) <input type="checkbox"/>	(3) <input type="checkbox"/>	(4) <input type="checkbox"/>	(5) <input type="checkbox"/>
(i) <b>Bundesbehörden</b>	(0) <input type="checkbox"/>	(1) <input type="checkbox"/>	(2) <input type="checkbox"/>	(3) <input type="checkbox"/>	(4) <input type="checkbox"/>	(5) <input type="checkbox"/>
(j) <b>Bundestagsabgeordnete</b>	(0) <input type="checkbox"/>	(1) <input type="checkbox"/>	(2) <input type="checkbox"/>	(3) <input type="checkbox"/>	(4) <input type="checkbox"/>	(5) <input type="checkbox"/>
(k) <b>Bundeskanzlerin</b>	(0) <input type="checkbox"/>	(1) <input type="checkbox"/>	(2) <input type="checkbox"/>	(3) <input type="checkbox"/>	(4) <input type="checkbox"/>	(5) <input type="checkbox"/>
(t) <b>Polizei</b>	(0) <input type="checkbox"/>	(1) <input type="checkbox"/>	(2) <input type="checkbox"/>	(3) <input type="checkbox"/>	(4) <input type="checkbox"/>	(5) <input type="checkbox"/>
(l) <b>Politische Parteien</b>	(0) <input type="checkbox"/>	(1) <input type="checkbox"/>	(2) <input type="checkbox"/>	(3) <input type="checkbox"/>	(4) <input type="checkbox"/>	(5) <input type="checkbox"/>
(o) <b>Unternehmen</b>	(0) <input type="checkbox"/>	(1) <input type="checkbox"/>	(2) <input type="checkbox"/>	(3) <input type="checkbox"/>	(4) <input type="checkbox"/>	(5) <input type="checkbox"/>
(p) <b>Gewerkschaften</b>	(0) <input type="checkbox"/>	(1) <input type="checkbox"/>	(2) <input type="checkbox"/>	(3) <input type="checkbox"/>	(4) <input type="checkbox"/>	(5) <input type="checkbox"/>
(q) <b>Wirtschaftsverbände</b>	(0) <input type="checkbox"/>	(1) <input type="checkbox"/>	(2) <input type="checkbox"/>	(3) <input type="checkbox"/>	(4) <input type="checkbox"/>	(5) <input type="checkbox"/>
(r) <b>Wohlfahrtsverbände</b>	(0) <input type="checkbox"/>	(1) <input type="checkbox"/>	(2) <input type="checkbox"/>	(3) <input type="checkbox"/>	(4) <input type="checkbox"/>	(5) <input type="checkbox"/>
(u) <b>andere .....</b>	(0) <input type="checkbox"/>	(1) <input type="checkbox"/>	(2) <input type="checkbox"/>	(3) <input type="checkbox"/>	(4) <input type="checkbox"/>	(5) <input type="checkbox"/>

**Q36 Unterstützt die Organisation politische Parteien beim Wahlkampf?**

- (1)  ja  
 (2)  nein

**Q37 Wer hat den Fragebogen ausgefüllt?**

- (1)  **Vorstandsvorsitzende/r**  
 (2)  **Vorstandsmitglied**  
 (3)  **Geschäftsführer/in**  
 (4)  **Kassenwart**  
 (5)  **Schriftführer/in**  
 (6)  **Mitglied**  
 (7)  **Andere/r .....**

\*\*\*\*\*

**Sie haben das Ende des Fragebogens erreicht.  
 Wir bedanken uns für Ihre Mitarbeit!**

**Q1 Where is the group located?**

- (1)  Halle (Saalkreis)
- (2)  Berlin
- (3)  others .....

**Q2 Please classify your organisation? Choose only one category.**

- |                                                               |                                                                                                |
|---------------------------------------------------------------|------------------------------------------------------------------------------------------------|
| (a) <input type="checkbox"/> sports                           | (h) <input type="checkbox"/> education and Science                                             |
| (b) <input type="checkbox"/> culture                          | (i) <input type="checkbox"/> international activities                                          |
| (c) <input type="checkbox"/> leisure and recreation           | (j) <input type="checkbox"/> donation, foundation, volunteering                                |
| (d) <input type="checkbox"/> economic development and housing | (k) <input type="checkbox"/> association for promoting the interests of citizens and consumers |
| (e) <input type="checkbox"/> health care                      | (l) <input type="checkbox"/> Union, employee association,                                      |
| (f) <input type="checkbox"/> social service and support       | (m) <input type="checkbox"/> Religion                                                          |
| (g) <input type="checkbox"/> environmental/nature protection  | (n) <input type="checkbox"/> others .....                                                      |

**Q3 What are the groups activities and purposes?**

- (a)  activities and events regarding sports
- (b)  activities and events regarding culture
- (c)  hobby
- (d)  activities and events regarding sociability
- (e)  providing information
- (f)  representation of interests/lobby
- (g)  talks
- (h)  tours
- (i)  social support
- (i)  further education
- (j)  religious activities
- (k)  financial support
- (l)  social services
- (m)  others.....

**Q4 At which level is the organisation active?**

- (1)  at the local level
- (2)  at the regional level
- (3)  at the federal state level
- (4)  at the federal level
- (5)  at the EU level

**Q5** What is the founding year of the group?

.....

**Q6** Did the group receive any support from other organization when it was established? If yes, tell the name of the organization.

(a)  no

(b)  yes – name of the organization: .....

**Q7** Please tell us the number of members in your group. If members are groups/organizations, provide the number of group members and the total number of individual members (If you do not know exactly, just estimate.).

	Single member	corporate bodies
<b>Founding year</b>	(a) ..... members (0) <input type="checkbox"/> I don't know	(b) ..... corporate bodies with ..... members (0) <input type="checkbox"/> I don't know
<b>Today</b>	(c) ..... members (0) <input type="checkbox"/> I don't know	(d) ..... corporate bodies with ..... members (0) <input type="checkbox"/> I don't know

**Q8** What are the requirements for becoming a member?

- (a)  to fill in the application form
- (b)  Informal application
- (c)  sexes
- (d)  certain age
- (e)  being member of a certain social group
- (f)  certain qualification/licenses
- (g)  guarantor/advocate
- (h)  examination
- (i)  none
- (j)  others .....

**Q9** What is the educational background of the groups members?

- (a) ..... % Student
- (b) ..... % Hauptschulabschluss/CSE
- (c) ..... % Mittlere Reife/secondary school level certificate/O-level
- (d) ..... % Abitur/high school graduation
- (e) ..... % University degree
- (f) ..... % Degree of doctor



**Q10 How many employees are working in the branch office? Please tell the number of each employment type.**

- (a) ..... full-time employees
- (b) ..... part-time employees
- (c) ..... freelancer
- (d) ..... civil service, ABM, ...
- (e) ..... volunteers
- (f) ..... others

**Q11 What are the sources of the groups income?**

- (a) ..... € Membership fees
- (b) ..... € State grant
- (c) ..... € donations/subsidies
- (d) ..... € revenues from activities
- (e) ..... € others .....

**Q12 How often do members participate in the groups activities?**

- |                   | very often                   | often                        | sometimes                    | rarely                       | never                        |
|-------------------|------------------------------|------------------------------|------------------------------|------------------------------|------------------------------|
| (a) meetings      | (1) <input type="checkbox"/> | (2) <input type="checkbox"/> | (3) <input type="checkbox"/> | (4) <input type="checkbox"/> | (5) <input type="checkbox"/> |
| (b) groups events | (1) <input type="checkbox"/> | (2) <input type="checkbox"/> | (3) <input type="checkbox"/> | (4) <input type="checkbox"/> | (5) <input type="checkbox"/> |
| (c) donations     | (1) <input type="checkbox"/> | (2) <input type="checkbox"/> | (3) <input type="checkbox"/> | (4) <input type="checkbox"/> | (5) <input type="checkbox"/> |

**Q13 How often do members interact with each other and with the managing board?**

- |                                                                                    | very often                   | often                        | sometimes                    | rarely                       | never                        |
|------------------------------------------------------------------------------------|------------------------------|------------------------------|------------------------------|------------------------------|------------------------------|
| (a) members talk and discuss with persons of the managing board (off the meetings) | (1) <input type="checkbox"/> | (2) <input type="checkbox"/> | (3) <input type="checkbox"/> | (4) <input type="checkbox"/> | (5) <input type="checkbox"/> |
| (b) members meet each other                                                        | (1) <input type="checkbox"/> | (2) <input type="checkbox"/> | (3) <input type="checkbox"/> | (4) <input type="checkbox"/> | (5) <input type="checkbox"/> |
| (c) contact via internet                                                           | (1) <input type="checkbox"/> | (2) <input type="checkbox"/> | (3) <input type="checkbox"/> | (4) <input type="checkbox"/> | (5) <input type="checkbox"/> |
| (d) others .....                                                                   | (1) <input type="checkbox"/> | (2) <input type="checkbox"/> | (3) <input type="checkbox"/> | (4) <input type="checkbox"/> | (5) <input type="checkbox"/> |

**Q14 How often does the group do the following activities for the public?**

- |                                       | very often                   | often                        | sometimes                    | rarely                       | never                        |
|---------------------------------------|------------------------------|------------------------------|------------------------------|------------------------------|------------------------------|
| (a) discussions/symposium/conferences | (1) <input type="checkbox"/> | (2) <input type="checkbox"/> | (3) <input type="checkbox"/> | (4) <input type="checkbox"/> | (5) <input type="checkbox"/> |
| (b) publication of newsletter ...     | (1) <input type="checkbox"/> | (2) <input type="checkbox"/> | (3) <input type="checkbox"/> | (4) <input type="checkbox"/> | (5) <input type="checkbox"/> |
| (c) information via Internet          | (1) <input type="checkbox"/> | (2) <input type="checkbox"/> | (3) <input type="checkbox"/> | (4) <input type="checkbox"/> | (5) <input type="checkbox"/> |

**Q15 How applicable are the following statements to you group?**

	very applicable	applicable	somewhat	not very much	not at all
(a) <b>The group is managed based on its rules.</b>	(1) <input type="checkbox"/>	(2) <input type="checkbox"/>	(3) <input type="checkbox"/>	(4) <input type="checkbox"/>	(5) <input type="checkbox"/>
(b) <b>The group's decisions are made with members' consensus as much as possible.</b>	(1) <input type="checkbox"/>	(2) <input type="checkbox"/>	(3) <input type="checkbox"/>	(4) <input type="checkbox"/>	(5) <input type="checkbox"/>
(c) <b>Special skills or expertise are necessary for the group's activities.</b>	(1) <input type="checkbox"/>	(2) <input type="checkbox"/>	(3) <input type="checkbox"/>	(4) <input type="checkbox"/>	(5) <input type="checkbox"/>
(d) <b>The group's activities are inseparable from the founder's ideas.</b>	(1) <input type="checkbox"/>	(2) <input type="checkbox"/>	(3) <input type="checkbox"/>	(4) <input type="checkbox"/>	(5) <input type="checkbox"/>
(e) <b>The group's manager presents solutions to problems.</b>	(1) <input type="checkbox"/>	(2) <input type="checkbox"/>	(3) <input type="checkbox"/>	(4) <input type="checkbox"/>	(5) <input type="checkbox"/>
(f) <b>If there is a disagreement among members, we spend lots of time in discussion.</b>	(1) <input type="checkbox"/>	(2) <input type="checkbox"/>	(3) <input type="checkbox"/>	(4) <input type="checkbox"/>	(5) <input type="checkbox"/>
(g) <b>Members understand the group's purposes and principles very well.</b>	(1) <input type="checkbox"/>	(2) <input type="checkbox"/>	(3) <input type="checkbox"/>	(4) <input type="checkbox"/>	(5) <input type="checkbox"/>
(h) <b>Members share the group's information.</b>	(1) <input type="checkbox"/>	(2) <input type="checkbox"/>	(3) <input type="checkbox"/>	(4) <input type="checkbox"/>	(5) <input type="checkbox"/>

**Q16 Where does the group get information necessary for its activities?**

- |                                                                       |                                                                       |
|-----------------------------------------------------------------------|-----------------------------------------------------------------------|
| (a) <input type="checkbox"/> <b>Citizen</b>                           | (k) <input type="checkbox"/> <b>Member of Parliament</b>              |
| (b) <input type="checkbox"/> <b>Members</b>                           | (l) <input type="checkbox"/> <b>Supreme Federal authority</b>         |
| (c) <input type="checkbox"/> <b>Other civil society organisations</b> | (m) <input type="checkbox"/> <b>Member of the Bundestag</b>           |
| (d) <input type="checkbox"/> <b>Regional Media</b>                    | (n) <input type="checkbox"/> <b>Federal Chancellor</b>                |
| (e) <input type="checkbox"/> <b>Supra-regional Media</b>              | (o) <input type="checkbox"/> <b>Member of the European Parliament</b> |
| (f) <input type="checkbox"/> <b>Internet</b>                          | (p) <input type="checkbox"/> <b>Political Parties</b>                 |
| (g) <input type="checkbox"/> <b>Local government</b>                  | (q) <input type="checkbox"/> <b>Scientists/experts</b>                |
| (h) <input type="checkbox"/> <b>City council</b>                      | (r) <input type="checkbox"/> <b>Enterprises</b>                       |
| (i) <input type="checkbox"/> <b>Mayor</b>                             | (s) <input type="checkbox"/> <b>Others.....</b>                       |
| (j) <input type="checkbox"/> <b>Federal State authority</b>           | (t) <input type="checkbox"/> <b>None</b>                              |

**Q17 How often was the group mentioned in media last year?**

- (1)  **very often**  
 (2)  **often**  
 (3)  **sometimes**  
 (4)  **rarely**  
 (5)  **never**

**Q18 Which policy fields is the organisation interested in?**

- |                              |                                             |                              |                                                      |
|------------------------------|---------------------------------------------|------------------------------|------------------------------------------------------|
| (a) <input type="checkbox"/> | <b>Financial policy</b>                     | (k) <input type="checkbox"/> | <b>Local politics</b>                                |
| (b) <input type="checkbox"/> | <b>Trade policy</b>                         | (l) <input type="checkbox"/> | <b>Labour market policy</b>                          |
| (c) <input type="checkbox"/> | <b>Business/industrial development</b>      | (m) <input type="checkbox"/> | <b>Agriculture, forestry and fishery policy</b>      |
| (d) <input type="checkbox"/> | <b>Public building project/public order</b> | (n) <input type="checkbox"/> | <b>Consumers protection</b>                          |
| (e) <input type="checkbox"/> | <b>Transport policy</b>                     | (o) <input type="checkbox"/> | <b>Environmental policy</b>                          |
| (f) <input type="checkbox"/> | <b>Communication policy</b>                 | (p) <input type="checkbox"/> | <b>Health protection and social affairs</b>          |
| (g) <input type="checkbox"/> | <b>Technology policy</b>                    | (q) <input type="checkbox"/> | <b>International collaboration and communication</b> |
| (h) <input type="checkbox"/> | <b>Regional development</b>                 | (r) <input type="checkbox"/> | <b>Education, science and recreation</b>             |
| (i) <input type="checkbox"/> | <b>Foreign affairs</b>                      | (s) <input type="checkbox"/> | <b>Support of other civil society organisations</b>  |
| (s) <input type="checkbox"/> | <b>National/public security</b>             | (t) <input type="checkbox"/> | <b>Others .....</b>                                  |
| (j) <input type="checkbox"/> | <b>Civil right issues</b>                   | (u) <input type="checkbox"/> | <b>No political interests</b>                        |

**Q19 How would you describe the contacts to the government (local level/Land)?**

- | (x) local                    | (y) Land                     |                                                                             |
|------------------------------|------------------------------|-----------------------------------------------------------------------------|
| (a) <input type="checkbox"/> | (a) <input type="checkbox"/> | <b>no contact</b>                                                           |
| (b) <input type="checkbox"/> | (b) <input type="checkbox"/> | <b>contact during inspections</b>                                           |
| (c) <input type="checkbox"/> | (c) <input type="checkbox"/> | <b>contact during licensing procedure</b>                                   |
| (d) <input type="checkbox"/> | (d) <input type="checkbox"/> | <b>delegation of members of the organisation to commissions of experts</b>  |
| (e) <input type="checkbox"/> | (e) <input type="checkbox"/> | <b>support/cooperation in connection with financial/political decisions</b> |
| (f) <input type="checkbox"/> | (f) <input type="checkbox"/> | <b>exchange of ideas/opinions</b>                                           |
| (g) <input type="checkbox"/> | (g) <input type="checkbox"/> | <b>others ....</b>                                                          |

**Q20 Mit welchen der folgenden Institutionen/Personenkreisen steht der Verein generell im Austausch?**

- |                              |                                                  |                              |                                          |
|------------------------------|--------------------------------------------------|------------------------------|------------------------------------------|
| (a) <input type="checkbox"/> | <b>Citizen</b>                                   | (j) <input type="checkbox"/> | <b>Member of the Bundestag</b>           |
| (b) <input type="checkbox"/> | <b>Benefit recipients of the organisation</b>    | (k) <input type="checkbox"/> | <b>Federal Chancellor</b>                |
| (c) <input type="checkbox"/> | <b>Other civil society organisations</b>         | (l) <input type="checkbox"/> | <b>Member of the European Parliament</b> |
| (d) <input type="checkbox"/> | <b>Local government</b>                          | (m) <input type="checkbox"/> | <b>Political Parties</b>                 |
| (e) <input type="checkbox"/> | <b>City council</b>                              | (n) <input type="checkbox"/> | <b>Regional Media</b>                    |
| (f) <input type="checkbox"/> | <b>Mayor</b>                                     | (o) <input type="checkbox"/> | <b>Supra-regional Media</b>              |
| (g) <input type="checkbox"/> | <b>Federal State authority</b>                   | (p) <input type="checkbox"/> | <b>Scientists/experts</b>                |
| (h) <input type="checkbox"/> | <b>Member of Parliament</b>                      | (q) <input type="checkbox"/> | <b>enterprises</b>                       |
| (i) <input type="checkbox"/> | <b>Supreme Federal authority</b>                 | (r) <input type="checkbox"/> | <b>others .....</b>                      |
| (s) <input type="checkbox"/> | <b>To none of the persons/institutions above</b> |                              |                                          |

**Q21 How satisfied is your group with policies of national/local governments?**

	very satisfied	satisfied	somewhat	dissatisfied	not at all
(a) national politics in general	(1) <input type="checkbox"/>	(2) <input type="checkbox"/>	(3) <input type="checkbox"/>	(4) <input type="checkbox"/>	(0) <input type="checkbox"/>
(b) communal politics in general	(1) <input type="checkbox"/>	(2) <input type="checkbox"/>	(3) <input type="checkbox"/>	(4) <input type="checkbox"/>	(0) <input type="checkbox"/>
(c) national politics regarding the group	(1) <input type="checkbox"/>	(2) <input type="checkbox"/>	(3) <input type="checkbox"/>	(4) <input type="checkbox"/>	(0) <input type="checkbox"/>
(d) communal politics regarding the group	(1) <input type="checkbox"/>	(2) <input type="checkbox"/>	(3) <input type="checkbox"/>	(4) <input type="checkbox"/>	(0) <input type="checkbox"/>

**Q22 How often does the group contact politicians to make requests to the government?**

	very often	often	sometimes	rarely	never
(a) city council	(1) <input type="checkbox"/>	(2) <input type="checkbox"/>	(3) <input type="checkbox"/>	(4) <input type="checkbox"/>	(5) <input type="checkbox"/>
(b) mayor	(1) <input type="checkbox"/>	(2) <input type="checkbox"/>	(3) <input type="checkbox"/>	(4) <input type="checkbox"/>	(5) <input type="checkbox"/>
(c) Member of Parliament	(1) <input type="checkbox"/>	(2) <input type="checkbox"/>	(3) <input type="checkbox"/>	(4) <input type="checkbox"/>	(5) <input type="checkbox"/>
(d) Member of the Bundestag	(1) <input type="checkbox"/>	(2) <input type="checkbox"/>	(3) <input type="checkbox"/>	(4) <input type="checkbox"/>	(5) <input type="checkbox"/>
(e) Federal Chancellor	(1) <input type="checkbox"/>	(2) <input type="checkbox"/>	(3) <input type="checkbox"/>	(4) <input type="checkbox"/>	(5) <input type="checkbox"/>
(f) others .....	(1) <input type="checkbox"/>	(2) <input type="checkbox"/>	(3) <input type="checkbox"/>	(4) <input type="checkbox"/>	(5) <input type="checkbox"/>

**Q23 How often did the group contact politicians in the past (about 10 years ago) to make requests to the government?**

(0)  The organisation did not exist at that time/I was not a fellow yet.

	very often	often	sometimes	rarely	never
(a) city council	(1) <input type="checkbox"/>	(2) <input type="checkbox"/>	(3) <input type="checkbox"/>	(4) <input type="checkbox"/>	(5) <input type="checkbox"/>
(b) mayor	(1) <input type="checkbox"/>	(2) <input type="checkbox"/>	(3) <input type="checkbox"/>	(4) <input type="checkbox"/>	(5) <input type="checkbox"/>
(c) Member of Parliament	(1) <input type="checkbox"/>	(2) <input type="checkbox"/>	(3) <input type="checkbox"/>	(4) <input type="checkbox"/>	(5) <input type="checkbox"/>
(d) Member of the Bundestag	(1) <input type="checkbox"/>	(2) <input type="checkbox"/>	(3) <input type="checkbox"/>	(4) <input type="checkbox"/>	(5) <input type="checkbox"/>
(e) Federal Chancellor	(1) <input type="checkbox"/>	(2) <input type="checkbox"/>	(3) <input type="checkbox"/>	(4) <input type="checkbox"/>	(5) <input type="checkbox"/>
(f) others .....	(1) <input type="checkbox"/>	(2) <input type="checkbox"/>	(3) <input type="checkbox"/>	(4) <input type="checkbox"/>	(5) <input type="checkbox"/>

**Q24 How often does the group contact political parties to make requests for the group?**

	very often	often	sometimes	rarely	never
(a) CDU	(1) <input type="checkbox"/>	(2) <input type="checkbox"/>	(3) <input type="checkbox"/>	(4) <input type="checkbox"/>	(5) <input type="checkbox"/>
(b) SPD	(1) <input type="checkbox"/>	(2) <input type="checkbox"/>	(3) <input type="checkbox"/>	(4) <input type="checkbox"/>	(5) <input type="checkbox"/>
(c) Bündnis 90/Die Grünen	(1) <input type="checkbox"/>	(2) <input type="checkbox"/>	(3) <input type="checkbox"/>	(4) <input type="checkbox"/>	(5) <input type="checkbox"/>
(d) FDP	(1) <input type="checkbox"/>	(2) <input type="checkbox"/>	(3) <input type="checkbox"/>	(4) <input type="checkbox"/>	(5) <input type="checkbox"/>
(e) Die Linke	(1) <input type="checkbox"/>	(2) <input type="checkbox"/>	(3) <input type="checkbox"/>	(4) <input type="checkbox"/>	(5) <input type="checkbox"/>
(f) Others.....	(1) <input type="checkbox"/>	(2) <input type="checkbox"/>	(3) <input type="checkbox"/>	(4) <input type="checkbox"/>	(5) <input type="checkbox"/>

**Q25 How often did the group contact political parties in the past (about 10 years ago) to make requests for the group?**

(0)  The organisation did not exist at that time/I was not a fellow yet.

	very often	often	sometimes	rarely	never
(a) <b>CDU</b>	(1) <input type="checkbox"/>	(2) <input type="checkbox"/>	(3) <input type="checkbox"/>	(4) <input type="checkbox"/>	(5) <input type="checkbox"/>
(b) <b>SPD</b>	(1) <input type="checkbox"/>	(2) <input type="checkbox"/>	(3) <input type="checkbox"/>	(4) <input type="checkbox"/>	(5) <input type="checkbox"/>
(c) <b>Bündnis 90/Die Grünen</b>	(1) <input type="checkbox"/>	(2) <input type="checkbox"/>	(3) <input type="checkbox"/>	(4) <input type="checkbox"/>	(5) <input type="checkbox"/>
(d) <b>FDP</b>	(1) <input type="checkbox"/>	(2) <input type="checkbox"/>	(3) <input type="checkbox"/>	(4) <input type="checkbox"/>	(5) <input type="checkbox"/>
(e) <b>PDS</b>	(1) <input type="checkbox"/>	(2) <input type="checkbox"/>	(3) <input type="checkbox"/>	(4) <input type="checkbox"/>	(5) <input type="checkbox"/>
(f) <b>Others.....</b>	(1) <input type="checkbox"/>	(2) <input type="checkbox"/>	(3) <input type="checkbox"/>	(4) <input type="checkbox"/>	(5) <input type="checkbox"/>

**Q26 To which extend does the organisation trust the following institutions that they represent the interests of the organisation?**

	very high	high	little	very little	not at all
(a) <b>Citizen</b>	(1) <input type="checkbox"/>	(2) <input type="checkbox"/>	(3) <input type="checkbox"/>	(4) <input type="checkbox"/>	(5) <input type="checkbox"/>
(b) <b>Other civil society organisations</b>	(1) <input type="checkbox"/>	(2) <input type="checkbox"/>	(3) <input type="checkbox"/>	(4) <input type="checkbox"/>	(5) <input type="checkbox"/>
(c) <b>Regional Media</b>	(1) <input type="checkbox"/>	(2) <input type="checkbox"/>	(3) <input type="checkbox"/>	(4) <input type="checkbox"/>	(5) <input type="checkbox"/>
(d) <b>Supra-regional Media</b>	(1) <input type="checkbox"/>	(2) <input type="checkbox"/>	(3) <input type="checkbox"/>	(4) <input type="checkbox"/>	(5) <input type="checkbox"/>
(e) <b>Local government</b>	(1) <input type="checkbox"/>	(2) <input type="checkbox"/>	(3) <input type="checkbox"/>	(4) <input type="checkbox"/>	(5) <input type="checkbox"/>
(f) <b>City council</b>	(1) <input type="checkbox"/>	(2) <input type="checkbox"/>	(3) <input type="checkbox"/>	(4) <input type="checkbox"/>	(5) <input type="checkbox"/>
(g) <b>Mayor</b>	(1) <input type="checkbox"/>	(2) <input type="checkbox"/>	(3) <input type="checkbox"/>	(4) <input type="checkbox"/>	(5) <input type="checkbox"/>
(h) <b>Federal State authority</b>	(1) <input type="checkbox"/>	(2) <input type="checkbox"/>	(3) <input type="checkbox"/>	(4) <input type="checkbox"/>	(5) <input type="checkbox"/>
(i) <b>Member of Parliament</b>	(1) <input type="checkbox"/>	(2) <input type="checkbox"/>	(3) <input type="checkbox"/>	(4) <input type="checkbox"/>	(5) <input type="checkbox"/>
(j) <b>Supreme Federal authority</b>	(1) <input type="checkbox"/>	(2) <input type="checkbox"/>	(3) <input type="checkbox"/>	(4) <input type="checkbox"/>	(5) <input type="checkbox"/>
(k) <b>Member of the Bundestag</b>	(1) <input type="checkbox"/>	(2) <input type="checkbox"/>	(3) <input type="checkbox"/>	(4) <input type="checkbox"/>	(5) <input type="checkbox"/>
(l) <b>Federal Chancellor</b>	(1) <input type="checkbox"/>	(2) <input type="checkbox"/>	(3) <input type="checkbox"/>	(4) <input type="checkbox"/>	(5) <input type="checkbox"/>
(m) <b>Member of the European Parliament</b>	(1) <input type="checkbox"/>	(2) <input type="checkbox"/>	(3) <input type="checkbox"/>	(4) <input type="checkbox"/>	(5) <input type="checkbox"/>
(n) <b>Political Parties</b>	(1) <input type="checkbox"/>	(2) <input type="checkbox"/>	(3) <input type="checkbox"/>	(4) <input type="checkbox"/>	(5) <input type="checkbox"/>
(o) <b>Scientists/experts</b>	(1) <input type="checkbox"/>	(2) <input type="checkbox"/>	(3) <input type="checkbox"/>	(4) <input type="checkbox"/>	(5) <input type="checkbox"/>
(p) <b>Enterprises</b>	(1) <input type="checkbox"/>	(2) <input type="checkbox"/>	(3) <input type="checkbox"/>	(4) <input type="checkbox"/>	(5) <input type="checkbox"/>
(q) <b>Others.....</b>	(1) <input type="checkbox"/>	(2) <input type="checkbox"/>	(3) <input type="checkbox"/>	(4) <input type="checkbox"/>	(5) <input type="checkbox"/>

**Q27 To which extend did the organisation trust the following institutions that they represent the interests of the organisation in the past (about 10 years ago)?**

(0)  The organisation did not exist at that time/I was not a fellow yet.

	very high	high	little	very little	not at all
(a) <b>Citizen</b>	(1) <input type="checkbox"/>	(2) <input type="checkbox"/>	(3) <input type="checkbox"/>	(4) <input type="checkbox"/>	(5) <input type="checkbox"/>
(b) <b>Other civil society organisations</b>	(1) <input type="checkbox"/>	(2) <input type="checkbox"/>	(3) <input type="checkbox"/>	(4) <input type="checkbox"/>	(5) <input type="checkbox"/>
(c) <b>Regional Media</b>	(1) <input type="checkbox"/>	(2) <input type="checkbox"/>	(3) <input type="checkbox"/>	(4) <input type="checkbox"/>	(5) <input type="checkbox"/>
(d) <b>Supra-regional Media</b>	(1) <input type="checkbox"/>	(2) <input type="checkbox"/>	(3) <input type="checkbox"/>	(4) <input type="checkbox"/>	(5) <input type="checkbox"/>
(e) <b>Local government</b>	(1) <input type="checkbox"/>	(2) <input type="checkbox"/>	(3) <input type="checkbox"/>	(4) <input type="checkbox"/>	(5) <input type="checkbox"/>
(f) <b>City council</b>	(1) <input type="checkbox"/>	(2) <input type="checkbox"/>	(3) <input type="checkbox"/>	(4) <input type="checkbox"/>	(5) <input type="checkbox"/>
(g) <b>Mayor</b>	(1) <input type="checkbox"/>	(2) <input type="checkbox"/>	(3) <input type="checkbox"/>	(4) <input type="checkbox"/>	(5) <input type="checkbox"/>
(h) <b>Federal State authority</b>	(1) <input type="checkbox"/>	(2) <input type="checkbox"/>	(3) <input type="checkbox"/>	(4) <input type="checkbox"/>	(5) <input type="checkbox"/>
(i) <b>Member of Parliament</b>	(1) <input type="checkbox"/>	(2) <input type="checkbox"/>	(3) <input type="checkbox"/>	(4) <input type="checkbox"/>	(5) <input type="checkbox"/>
(j) <b>Supreme Federal authority</b>	(1) <input type="checkbox"/>	(2) <input type="checkbox"/>	(3) <input type="checkbox"/>	(4) <input type="checkbox"/>	(5) <input type="checkbox"/>
(k) <b>Member of the Bundestag</b>	(1) <input type="checkbox"/>	(2) <input type="checkbox"/>	(3) <input type="checkbox"/>	(4) <input type="checkbox"/>	(5) <input type="checkbox"/>
(l) <b>Federal Chancellor</b>	(1) <input type="checkbox"/>	(2) <input type="checkbox"/>	(3) <input type="checkbox"/>	(4) <input type="checkbox"/>	(5) <input type="checkbox"/>
(m) <b>Member of the European Parliament</b>	(1) <input type="checkbox"/>	(2) <input type="checkbox"/>	(3) <input type="checkbox"/>	(4) <input type="checkbox"/>	(5) <input type="checkbox"/>
(n) <b>Political Parties</b>	(1) <input type="checkbox"/>	(2) <input type="checkbox"/>	(3) <input type="checkbox"/>	(4) <input type="checkbox"/>	(5) <input type="checkbox"/>
(o) <b>Scientists/experts</b>	(1) <input type="checkbox"/>	(2) <input type="checkbox"/>	(3) <input type="checkbox"/>	(4) <input type="checkbox"/>	(5) <input type="checkbox"/>
(p) <b>Enterprises</b>	(1) <input type="checkbox"/>	(2) <input type="checkbox"/>	(3) <input type="checkbox"/>	(4) <input type="checkbox"/>	(5) <input type="checkbox"/>
(q) <b>Others.....</b>	(1) <input type="checkbox"/>	(2) <input type="checkbox"/>	(3) <input type="checkbox"/>	(4) <input type="checkbox"/>	(5) <input type="checkbox"/>

**Q28 Is there an organization that represents your group's interests at the national level? If so, please tell the name of the organization.**

- (1)  no
- (2)  yes .....

**Q29 If you answered yes in Q28, how much influence does the organization have on Bundes politics in general?**

- (1)  very high
- (2)  high
- (3)  little
- (4)  very little
- (5)  not at all

**Q30 How often is the organization integrated in political decisions and its implementation? Please decide for the following levels.**

	very often	often	sometimes	rarely	never
(a) <b>At the local level</b>					
(b) <b>At the regional level</b>	(1) <input type="checkbox"/>	(2) <input type="checkbox"/>	(3) <input type="checkbox"/>	(4) <input type="checkbox"/>	(5) <input type="checkbox"/>
(c) <b>At the federal state level</b>	(1) <input type="checkbox"/>	(2) <input type="checkbox"/>	(3) <input type="checkbox"/>	(4) <input type="checkbox"/>	(5) <input type="checkbox"/>
(d) <b>At the federal level</b>	(1) <input type="checkbox"/>	(2) <input type="checkbox"/>	(3) <input type="checkbox"/>	(4) <input type="checkbox"/>	(5) <input type="checkbox"/>
(e) <b>At the EU level</b>	(1) <input type="checkbox"/>	(2) <input type="checkbox"/>	(3) <input type="checkbox"/>	(4) <input type="checkbox"/>	(5) <input type="checkbox"/>

**Q31 How often was the organization in the past (about 10 years ago) integrated in political decisions and its implementation? Please give answer for the following levels.**

(0)  **The organisation did not exist at that time/I was not a fellow yet.**

	very often	often	sometimes	rarely	never
(a) <b>At the local level</b>					
(b) <b>At the regional level</b>	(1) <input type="checkbox"/>	(2) <input type="checkbox"/>	(3) <input type="checkbox"/>	(4) <input type="checkbox"/>	(5) <input type="checkbox"/>
(c) <b>At the federal state level</b>	(1) <input type="checkbox"/>	(2) <input type="checkbox"/>	(3) <input type="checkbox"/>	(4) <input type="checkbox"/>	(5) <input type="checkbox"/>
(d) <b>At the federal level</b>	(1) <input type="checkbox"/>	(2) <input type="checkbox"/>	(3) <input type="checkbox"/>	(4) <input type="checkbox"/>	(5) <input type="checkbox"/>
(e) <b>At the EU level</b>	(1) <input type="checkbox"/>	(2) <input type="checkbox"/>	(3) <input type="checkbox"/>	(4) <input type="checkbox"/>	(5) <input type="checkbox"/>

**Q32 Could the group influence political decisions?**

- |                                   |                                  |                                 |
|-----------------------------------|----------------------------------|---------------------------------|
| (a) <b>Local level</b>            | (1) <input type="checkbox"/> yes | (2) <input type="checkbox"/> no |
| (b) <b>Beyond the local level</b> | (1) <input type="checkbox"/> yes | (2) <input type="checkbox"/> no |

**Q33 What would you say about the political influence of the group?**

- (1)  **very high**  
 (2)  **high**  
 (3)  **little**  
 (4)  **very little**  
 (5)  **none**

**Q34 Would the group would like to have more political influence?**

- (1)  **yes**  
 (2)  **somewhat**  
 (3)  **no**

**Q35 How would you describe the relationship to the following institutions/persons?**

	no relationship	many conflicts	conflicts	neutral	harmonically	very harmonically
(a) <b>Citizen</b>	(0) <input type="checkbox"/>	(1) <input type="checkbox"/>	(2) <input type="checkbox"/>	(3) <input type="checkbox"/>	(4) <input type="checkbox"/>	(5) <input type="checkbox"/>
(b) <b>Other civil society organisations</b>	(0) <input type="checkbox"/>	(1) <input type="checkbox"/>	(2) <input type="checkbox"/>	(3) <input type="checkbox"/>	(4) <input type="checkbox"/>	(5) <input type="checkbox"/>
(m) <b>Regional Media</b>	(0) <input type="checkbox"/>	(1) <input type="checkbox"/>	(2) <input type="checkbox"/>	(3) <input type="checkbox"/>	(4) <input type="checkbox"/>	(5) <input type="checkbox"/>
(n) <b>Supra-regional Media</b>	(0) <input type="checkbox"/>	(1) <input type="checkbox"/>	(2) <input type="checkbox"/>	(3) <input type="checkbox"/>	(4) <input type="checkbox"/>	(5) <input type="checkbox"/>
(s) <b>Religious associations</b>	(0) <input type="checkbox"/>	(1) <input type="checkbox"/>	(2) <input type="checkbox"/>	(3) <input type="checkbox"/>	(4) <input type="checkbox"/>	(5) <input type="checkbox"/>
(d) <b>Local government</b>	(0) <input type="checkbox"/>	(1) <input type="checkbox"/>	(2) <input type="checkbox"/>	(3) <input type="checkbox"/>	(4) <input type="checkbox"/>	(5) <input type="checkbox"/>
(e) <b>City council</b>	(0) <input type="checkbox"/>	(1) <input type="checkbox"/>	(2) <input type="checkbox"/>	(3) <input type="checkbox"/>	(4) <input type="checkbox"/>	(5) <input type="checkbox"/>
(f) <b>Mayor</b>	(0) <input type="checkbox"/>	(1) <input type="checkbox"/>	(2) <input type="checkbox"/>	(3) <input type="checkbox"/>	(4) <input type="checkbox"/>	(5) <input type="checkbox"/>
(g) <b>Federal State authority</b>	(0) <input type="checkbox"/>	(1) <input type="checkbox"/>	(2) <input type="checkbox"/>	(3) <input type="checkbox"/>	(4) <input type="checkbox"/>	(5) <input type="checkbox"/>
(h) <b>Member of Parliament</b>	(0) <input type="checkbox"/>	(1) <input type="checkbox"/>	(2) <input type="checkbox"/>	(3) <input type="checkbox"/>	(4) <input type="checkbox"/>	(5) <input type="checkbox"/>
(i) <b>Supreme Federal authority</b>	(0) <input type="checkbox"/>	(1) <input type="checkbox"/>	(2) <input type="checkbox"/>	(3) <input type="checkbox"/>	(4) <input type="checkbox"/>	(5) <input type="checkbox"/>
(j) <b>Member of the Bundestag</b>	(0) <input type="checkbox"/>	(1) <input type="checkbox"/>	(2) <input type="checkbox"/>	(3) <input type="checkbox"/>	(4) <input type="checkbox"/>	(5) <input type="checkbox"/>
(k) <b>Federal Chancellor</b>	(0) <input type="checkbox"/>	(1) <input type="checkbox"/>	(2) <input type="checkbox"/>	(3) <input type="checkbox"/>	(4) <input type="checkbox"/>	(5) <input type="checkbox"/>
(t) <b>Employee association</b>	(0) <input type="checkbox"/>	(1) <input type="checkbox"/>	(2) <input type="checkbox"/>	(3) <input type="checkbox"/>	(4) <input type="checkbox"/>	(5) <input type="checkbox"/>
(l) <b>Economic/trade association</b>	(0) <input type="checkbox"/>	(1) <input type="checkbox"/>	(2) <input type="checkbox"/>	(3) <input type="checkbox"/>	(4) <input type="checkbox"/>	(5) <input type="checkbox"/>
(o) <b>Charity/social welfare association</b>	(0) <input type="checkbox"/>	(1) <input type="checkbox"/>	(2) <input type="checkbox"/>	(3) <input type="checkbox"/>	(4) <input type="checkbox"/>	(5) <input type="checkbox"/>
(p) <b>Police</b>	(0) <input type="checkbox"/>	(1) <input type="checkbox"/>	(2) <input type="checkbox"/>	(3) <input type="checkbox"/>	(4) <input type="checkbox"/>	(5) <input type="checkbox"/>
(q) <b>Political Parties</b>	(0) <input type="checkbox"/>	(1) <input type="checkbox"/>	(2) <input type="checkbox"/>	(3) <input type="checkbox"/>	(4) <input type="checkbox"/>	(5) <input type="checkbox"/>
(r) <b>Enterprises</b>	(0) <input type="checkbox"/>	(1) <input type="checkbox"/>	(2) <input type="checkbox"/>	(3) <input type="checkbox"/>	(4) <input type="checkbox"/>	(5) <input type="checkbox"/>
(u) <b>Others.....</b>	(0) <input type="checkbox"/>	(1) <input type="checkbox"/>	(2) <input type="checkbox"/>	(3) <input type="checkbox"/>	(4) <input type="checkbox"/>	(5) <input type="checkbox"/>

**Q36 Does the group support political parties during election campaigns?**

- (1)  **yes**  
 (2)  **no**

**Q37 Who did fill in the questionnaire (position in the group)?**

- (1)  **chairman**  
 (2)  **board member**  
 (3)  **administrator**  
 (4)  **treasurer**  
 (5)  **secretary**  
 (6)  **member**  
 (7)  **others.....**

\*\*\*\*\*

**Thank you very much for your cooperation!**



**Q1 Wo befindet sich der Sitz der Organisation (der angeschriebenen Organisation, nicht des Dachverbandes)?**

.....

**Q2 In welche der folgenden Kategorien ist die Organisation einzuordnen? Wählen Sie nur eine Kategorie.**

- |                                                                                     |                                                                                                                                      |
|-------------------------------------------------------------------------------------|--------------------------------------------------------------------------------------------------------------------------------------|
| (a) <input type="checkbox"/> <b>Wirtschaftsverband</b>                              | (i) <input type="checkbox"/> <b>Selbsthilfegruppe</b>                                                                                |
| (b) <input type="checkbox"/> <b>Arbeitgeberverband</b>                              | (j) <input type="checkbox"/> <b>Verband zur Förderung der Interessen besonderer Gruppen</b> (z.B. Frauen, Flüchtlinge, Blinde, etc.) |
| (c) <input type="checkbox"/> <b>Kammer</b>                                          | (k) <input type="checkbox"/> <b>Verband im Bereich Freizeit und Erholung</b>                                                         |
| (d) <input type="checkbox"/> <b>Arbeitnehmerverband</b>                             | (l) <input type="checkbox"/> <b>Umwelt- und/oder Naturschutzverband</b>                                                              |
| (e) <input type="checkbox"/> <b>Verband für Berufe, Selbständige und Eigentümer</b> | (m) <input type="checkbox"/> <b>Verband im Bereich Kultur, Bildung und Wissenschaft</b>                                              |
| (f) <input type="checkbox"/> <b>Verbraucherverband</b>                              | (n) <input type="checkbox"/> <b>Religiöse Vereinigung</b>                                                                            |
| (g) <input type="checkbox"/> <b>Wohlfahrtsverband</b>                               | (o) <input type="checkbox"/> <b>Ideeller Förderverein</b>                                                                            |
| (h) <input type="checkbox"/> <b>Sozialverband</b>                                   | (p) <input type="checkbox"/> <b>sonstige .....</b>                                                                                   |

**Q3 Was sind die Ziele und Zwecke der Organisation?**

- (a)  **Informationen für Mitglieder**  
 (b)  **Schutz der Rechte und des Lebensstandards für Mitglieder**  
 (c)  **Bildungs- und Fortbildungsangebote für Mitglieder**  
 (d)  **Unterstützung der Mitglieder bei der Beantragung staatlicher Leistungen**  
 (e)  **Vertretung wirtschaftlicher Interessen**  
 (f)  **Forderungen/Einspruch gegenüber der Regierung**  
 (g)  **Informationen für andere Organisationen**  
 (h)  **Empfehlungen/Unterstützung anderer Organisation**  
 (i)  **Bildungsaktivitäten für die breite Öffentlichkeit**  
 (j)  **(finanzielle) Förderung von Personen und/oder Organisationen**  
 (k)  **Angebot kostenpflichtiger Serviceleistungen/Dienstleistungen**  
 (l)  **Angebot kostenfreier Serviceleistungen/Dienstleistungen**  
 (m)  **Sonstiges .....**

**Q4 Wer profitiert am ehesten von den Aktivitäten? Bitte wählen Sie nur eine Kategorie.**

- (a)  **die Mitglieder**  
 (b)  **die Spender/Unterstützer**  
 (c)  **Initiator(en) der Organisation**  
 (d)  **die Gemeinde/die Stadt**  
 (e)  **Deutschland**  
 (f)  **die Bundesregierung**  
 (g)  **deutsche Staatsbürger**  
 (h)  **spezifische Personengruppen und Länder**  
 (i)  **die Weltbevölkerung**  
 (j)  **andere .....**

**Q5 Auf welcher Ebene finden die Aktivitäten der Organisation hauptsächlich statt?**

- (1)  lokale Ebene
- (2)  regionale Ebene
- (3)  Landesebene
- (4)  Bundesebene
- (5)  EU-Ebene

**Q6 Geben Sie bitte das Gründungsjahr der angeschriebenen Organisation an (nicht des Dachverbandes).**

.....

**Q7 Hat die Organisation bei ihrer Gründung Fördermittel erhalten? Geben Sie an, woher.**

- |                                                          |                                                  |
|----------------------------------------------------------|--------------------------------------------------|
| (a) <input type="checkbox"/> keine Fördermittel erhalten | (e) <input type="checkbox"/> EU                  |
| (b) <input type="checkbox"/> Kommune                     | (f) <input type="checkbox"/> Unternehmen         |
| (c) <input type="checkbox"/> Land                        | (g) <input type="checkbox"/> Gewerkschaften      |
| (d) <input type="checkbox"/> Bund                        | (h) <input type="checkbox"/> Wirtschaftsverbände |
|                                                          | (i) <input type="checkbox"/> sonstige .....      |

**Q8 Machen Sie Angaben zu den Mitgliederzahlen der Organisation (nicht des Dachverbandes)? Geben Sie die Zahlen der Einzelmitglieder sowie der Körperschaften und ihrer Mitglieder für das Gründungsjahr und für heute an. Wenn Sie die genauen Zahlen nicht wissen, schätzen Sie bitte.**

	Einzelmitglieder	Körperschaften/Institutionen
<b>Gründungsjahr</b>	(a) ..... Mitglieder	(b) ..... Körperschaften mit ..... Mitgliedern
	(0) <input type="checkbox"/> weiß ich nicht	(0) <input type="checkbox"/> weiß ich nicht
<b>heute</b>	(c) ..... Mitglieder	(d) ..... Körperschaften mit ..... Mitgliedern
	(0) <input type="checkbox"/> weiß ich nicht	(0) <input type="checkbox"/> weiß ich nicht

**Q9 Wie ist der Bildungsstand der Mitglieder (einschließlich Funktionsträger)? Geben Sie die ungefähren Anteile in Prozenten an.**

- (a) ..... % Schüler
- (b) ..... % Haupt-/Volksschulabschluss
- (c) ..... % Mittlere Reife
- (d) ..... % Abitur
- (e) ..... % (Fach-)Hochschulabschluss
- (f) ..... % Promotion

**Q10 Wie setzt sich das Personal der Geschäftsstelle zusammen? Geben Sie die entsprechenden Personenzahlen an.**

- (a) ..... Festangestellte Vollzeit
- (b) ..... Festangestellte Teilzeit
- (c) ..... Freiberufler
- (d) ..... Zivildienst, ABM, ...
- (e) ..... Ehrenamtliche
- (f) ..... Anderes .....

**Q11 Wie setzen sich die Einnahmen des Vereines zusammen?**

- (a) ..... € Mitgliederbeiträge
- (b) ..... € Öffentliche Zuschüsse
- (c) ..... € Spenden und Zuschüsse
- (d) ..... € Wirtschaftliche Tätigkeiten
- (e) ..... € Sonstige Einnahmen

**Q12 Wie häufig beteiligen sich die Mitglieder an Versammlungen, Veranstaltungen und bei Spenden?**

- |                                    | sehr häufig                  | häufig                       | gelegentlich                 | selten                       | nie                          |
|------------------------------------|------------------------------|------------------------------|------------------------------|------------------------------|------------------------------|
| (a) <b>Mitgliederversammlungen</b> | (1) <input type="checkbox"/> | (2) <input type="checkbox"/> | (3) <input type="checkbox"/> | (4) <input type="checkbox"/> | (5) <input type="checkbox"/> |
| (b) <b>Veranstaltung</b>           | (1) <input type="checkbox"/> | (2) <input type="checkbox"/> | (3) <input type="checkbox"/> | (4) <input type="checkbox"/> | (5) <input type="checkbox"/> |
| (c) <b>Spenden</b>                 | (1) <input type="checkbox"/> | (2) <input type="checkbox"/> | (3) <input type="checkbox"/> | (4) <input type="checkbox"/> | (5) <input type="checkbox"/> |

**Q13 Wie treten Vereinsmitglieder und Funktionsträgern (Vorstand, Geschäftsführer etc.) miteinander in Kontakt. Geben Sie die Häufigkeit an.**

- |                                                                                                                | sehr häufig                  | häufig                       | gelegentlich                 | selten                       | nie                          |
|----------------------------------------------------------------------------------------------------------------|------------------------------|------------------------------|------------------------------|------------------------------|------------------------------|
| (a) <b>Meinungsaustausch zwischen Mitgliedern und Funktionsträgern</b> (außerhalb der Mitgliederversammlungen) | (1) <input type="checkbox"/> | (2) <input type="checkbox"/> | (3) <input type="checkbox"/> | (4) <input type="checkbox"/> | (5) <input type="checkbox"/> |
| (b) <b>Vereinsmitglieder treffen sich untereinander</b>                                                        | (1) <input type="checkbox"/> | (2) <input type="checkbox"/> | (3) <input type="checkbox"/> | (4) <input type="checkbox"/> | (5) <input type="checkbox"/> |
| (c) <b>Kontakt via Internet</b>                                                                                | (1) <input type="checkbox"/> | (2) <input type="checkbox"/> | (3) <input type="checkbox"/> | (4) <input type="checkbox"/> | (5) <input type="checkbox"/> |
| (d) <b>andere .....</b>                                                                                        | (1) <input type="checkbox"/> | (2) <input type="checkbox"/> | (3) <input type="checkbox"/> | (4) <input type="checkbox"/> | (5) <input type="checkbox"/> |

**Q14 Wie häufig bietet die Organisation die folgenden Aktivitäten für die Öffentlichkeit an?**

- |                                                     | sehr häufig                  | häufig                       | gelegentlich                 | selten                       | nie                          |
|-----------------------------------------------------|------------------------------|------------------------------|------------------------------|------------------------------|------------------------------|
| (a) <b>Diskussionsrunden/Symposien/Konferenzen</b>  | (1) <input type="checkbox"/> | (2) <input type="checkbox"/> | (3) <input type="checkbox"/> | (4) <input type="checkbox"/> | (5) <input type="checkbox"/> |
| (b) <b>Aufklärungsarbeit durch Newsletter, etc.</b> | (1) <input type="checkbox"/> | (2) <input type="checkbox"/> | (3) <input type="checkbox"/> | (4) <input type="checkbox"/> | (5) <input type="checkbox"/> |
| (c) <b>Aufklärungsarbeit durch das Internet</b>     | (1) <input type="checkbox"/> | (2) <input type="checkbox"/> | (3) <input type="checkbox"/> | (4) <input type="checkbox"/> | (5) <input type="checkbox"/> |

**Q15 Wie oft wurde die Organisation im vergangenen Jahr in den Medien erwähnt?**

- (1)  **sehr oft**
- (2)  **oft**
- (3)  **gelegentlich**
- (4)  **selten**
- (5)  **nie**

**Q16 Wie sehr treffen die folgenden Aussagen auf den Verein zu?**

	sehr	etwas	bedingt	nicht	gar nicht
(a) <b>Die Gruppenorganisation basiert auf Regeln</b>	(1) <input type="checkbox"/>	(2) <input type="checkbox"/>	(3) <input type="checkbox"/>	(4) <input type="checkbox"/>	(5) <input type="checkbox"/>
(b) <b>Bei Entscheidungsfindungen wird der Konsens gesucht</b>	(1) <input type="checkbox"/>	(2) <input type="checkbox"/>	(3) <input type="checkbox"/>	(4) <input type="checkbox"/>	(5) <input type="checkbox"/>
(c) <b>Für die Gruppenaktivitäten sind spezielle Kenntnisse/Fähigkeiten notwendig</b>	(1) <input type="checkbox"/>	(2) <input type="checkbox"/>	(3) <input type="checkbox"/>	(4) <input type="checkbox"/>	(5) <input type="checkbox"/>
(d) <b>Die Gruppenaktivitäten sind untrennbar von der Gründungsidee</b>	(1) <input type="checkbox"/>	(2) <input type="checkbox"/>	(3) <input type="checkbox"/>	(4) <input type="checkbox"/>	(5) <input type="checkbox"/>
(e) <b>Der Vorstand gibt Lösungsvorschläge für Probleme vor</b>	(1) <input type="checkbox"/>	(2) <input type="checkbox"/>	(3) <input type="checkbox"/>	(4) <input type="checkbox"/>	(5) <input type="checkbox"/>
(f) <b>Bei Meinungsverschiedenheiten wird unter den Mitgliedern viel diskutiert</b>	(1) <input type="checkbox"/>	(2) <input type="checkbox"/>	(3) <input type="checkbox"/>	(4) <input type="checkbox"/>	(5) <input type="checkbox"/>
(g) <b>Die Mitglieder verstehen den Zweck und die Ziele der Organisation sehr gut</b>	(1) <input type="checkbox"/>	(2) <input type="checkbox"/>	(3) <input type="checkbox"/>	(4) <input type="checkbox"/>	(5) <input type="checkbox"/>
(h) <b>Unter den Mitgliedern werden Informationen ausgetauscht</b>	(1) <input type="checkbox"/>	(2) <input type="checkbox"/>	(3) <input type="checkbox"/>	(4) <input type="checkbox"/>	(5) <input type="checkbox"/>

**Q17 Woher erhält die Organisation notwendige Informationen?**

- |                                                                      |                                                                                 |
|----------------------------------------------------------------------|---------------------------------------------------------------------------------|
| (a) <input type="checkbox"/> <b>Bürger und Bürgerinnen</b>           | (k) <input type="checkbox"/> <b>Abgeordnete des Landtags/Abgeordnetenhauses</b> |
| (b) <input type="checkbox"/> <b>Organisationsmitglieder</b>          | (l) <input type="checkbox"/> <b>Bundesbehörden</b>                              |
| (c) <input type="checkbox"/> <b>NGOs, Vereine, Bürgerinitiativen</b> | (m) <input type="checkbox"/> <b>Bundestagsabgeordnete</b>                       |
| (d) <input type="checkbox"/> <b>Regionale Medien</b>                 | (n) <input type="checkbox"/> <b>Bundeskanzlerin</b>                             |
| (e) <input type="checkbox"/> <b>Überregionale Medien</b>             | (o) <input type="checkbox"/> <b>EU-Behörden</b>                                 |
| (f) <input type="checkbox"/> <b>Internet</b>                         | (p) <input type="checkbox"/> <b>EU-Abgeordnete</b>                              |
| (g) <input type="checkbox"/> <b>Stadt-/Bezirksverwaltung</b>         | (q) <input type="checkbox"/> <b>Politische Parteien</b>                         |
| (h) <input type="checkbox"/> <b>Stadt-/Gemeinderäte</b>              | (r) <input type="checkbox"/> <b>Wissenschaft/Forschung</b>                      |
| (i) <input type="checkbox"/> <b>Bürgermeister</b>                    | (s) <input type="checkbox"/> <b>Unternehmen</b>                                 |
| (j) <input type="checkbox"/> <b>Landesbehörden</b>                   | (t) <input type="checkbox"/> <b>andere .....</b>                                |
|                                                                      | (u) <input type="checkbox"/> <b>keine</b>                                       |

**Q18 An welchen Politikfeldern ist die Organisation interessiert?**

- |                                                                                            |                                                                                              |
|--------------------------------------------------------------------------------------------|----------------------------------------------------------------------------------------------|
| (a) <input type="checkbox"/> <b>Finanzpolitik</b>                                          | (l) <input type="checkbox"/> <b>Kommunalpolitik</b>                                          |
| (b) <input type="checkbox"/> <b>Handelspolitik</b>                                         | (m) <input type="checkbox"/> <b>Arbeitsmarktpolitik</b>                                      |
| (c) <input type="checkbox"/> <b>Wirtschafts- und Industrieförderung</b>                    | (n) <input type="checkbox"/> <b>Landwirtschafts-, Forstwirtschafts- und Fischereipolitik</b> |
| (d) <input type="checkbox"/> <b>öffentliche Bauvorhaben, Vergabe öffentlicher Aufträge</b> | (o) <input type="checkbox"/> <b>Verbraucherpolitik</b>                                       |
| (e) <input type="checkbox"/> <b>Verkehrspolitik</b>                                        | (p) <input type="checkbox"/> <b>Umweltpolitik</b>                                            |
| (f) <input type="checkbox"/> <b>Nachrichten- und Informationspolitik</b>                   | (q) <input type="checkbox"/> <b>Gesundheitsfürsorge und Sozialpolitik</b>                    |
| (g) <input type="checkbox"/> <b>Wissenschafts- und Technikpolitik</b>                      | (r) <input type="checkbox"/> <b>Internationale Beziehungen</b>                               |
| (h) <input type="checkbox"/> <b>Regionalentwicklung</b>                                    | (s) <input type="checkbox"/> <b>Bildung, Wissenschaft und Sport</b>                          |
| (i) <input type="checkbox"/> <b>Außenpolitik</b>                                           | (t) <input type="checkbox"/> <b>Förderung von Vereinen</b>                                   |
| (j) <input type="checkbox"/> <b>öffentliche Sicherheit/Sicherheitspolitik</b>              | (u) <input type="checkbox"/> <b>sonstige .....</b>                                           |
| (k) <input type="checkbox"/> <b>Rechtsfragen/Menschenrechte</b>                            | (v) <input type="checkbox"/> <b>keine politischen Interessen</b>                             |

**Q19 Zu welchen der folgenden Institutionen/Personenkreisen hat die Organisation Kontakt?**

- |                              |                                                                   |                              |                               |
|------------------------------|-------------------------------------------------------------------|------------------------------|-------------------------------|
| (a) <input type="checkbox"/> | <b>Bürger und Bürgerinnen</b>                                     | (k) <input type="checkbox"/> | <b>Bundestagsabgeordnete</b>  |
| (b) <input type="checkbox"/> | <b>Leistungsempfänger der Organisation</b>                        | (l) <input type="checkbox"/> | <b>Bundeskanzlerin</b>        |
| (c) <input type="checkbox"/> | <b>NGOs, Vereine, Bürgerinitiativen</b>                           | (m) <input type="checkbox"/> | <b>EU-Behörden</b>            |
| (d) <input type="checkbox"/> | <b>Stadt-/Bezirksverwaltung</b>                                   | (n) <input type="checkbox"/> | <b>EU-Abgeordnete</b>         |
| (e) <input type="checkbox"/> | <b>Gemeinde-/Stadträte</b>                                        | (o) <input type="checkbox"/> | <b>Politische Parteien</b>    |
| (f) <input type="checkbox"/> | <b>Bürgermeister</b>                                              | (p) <input type="checkbox"/> | <b>Regionale Medien</b>       |
| (g) <input type="checkbox"/> | <b>Landesbehörden</b>                                             | (q) <input type="checkbox"/> | <b>Überregionale Medien</b>   |
| (h) <input type="checkbox"/> | <b>Abgeordnete des<br/>Landtags/Abgeordnetenhauses</b>            | (r) <input type="checkbox"/> | <b>Wissenschaft/Forschung</b> |
| (i) <input type="checkbox"/> | <b>Bundesbehörden</b>                                             | (s) <input type="checkbox"/> | <b>Unternehmen</b>            |
| (j) <input type="checkbox"/> | <b>zu keinem der angegebenen<br/>Institutionen/Personenkreise</b> | (t) <input type="checkbox"/> | <b>andere .....</b>           |

**Q20 Wie häufig tritt die Organisation in Kontakt mit Politikern, um ihre Anliegen in Behörden zu bringen?**

	sehr häufig	häufig	gelegentlich	selten	nie
(a) <b>Stadträte</b>	(1) <input type="checkbox"/>	(2) <input type="checkbox"/>	(3) <input type="checkbox"/>	(4) <input type="checkbox"/>	(5) <input type="checkbox"/>
(b) <b>Bürgermeister</b>	(1) <input type="checkbox"/>	(2) <input type="checkbox"/>	(3) <input type="checkbox"/>	(4) <input type="checkbox"/>	(5) <input type="checkbox"/>
(c) <b>Abgeordnete Landtag/Abgeordnetenhaus</b>	(1) <input type="checkbox"/>	(2) <input type="checkbox"/>	(3) <input type="checkbox"/>	(4) <input type="checkbox"/>	(5) <input type="checkbox"/>
(d) <b>Bundestagsabgeordnete</b>	(1) <input type="checkbox"/>	(2) <input type="checkbox"/>	(3) <input type="checkbox"/>	(4) <input type="checkbox"/>	(5) <input type="checkbox"/>
(e) <b>Bundeskanzlerin</b>	(1) <input type="checkbox"/>	(2) <input type="checkbox"/>	(3) <input type="checkbox"/>	(4) <input type="checkbox"/>	(5) <input type="checkbox"/>
(f) <b>EU-Abgeordnete</b>	(1) <input type="checkbox"/>	(2) <input type="checkbox"/>	(3) <input type="checkbox"/>	(4) <input type="checkbox"/>	(5) <input type="checkbox"/>
(g) <b>andere .....</b>	(1) <input type="checkbox"/>	(2) <input type="checkbox"/>	(3) <input type="checkbox"/>	(4) <input type="checkbox"/>	(5) <input type="checkbox"/>

**Q21 Wie häufig trat die Organisation in der Vergangenheit (vor ca. 10 Jahren) in Kontakt mit Politikern, um Anliegen der Organisation in Behörden zu bringen?**

(0)  Die Organisation hat noch nicht bestanden/Ich war noch nicht Mitglied

	sehr häufig	häufig	gelegentlich	selten	nie
(a) <b>Stadträte</b>	(1) <input type="checkbox"/>	(2) <input type="checkbox"/>	(3) <input type="checkbox"/>	(4) <input type="checkbox"/>	(5) <input type="checkbox"/>
(b) <b>Bürgermeister</b>	(1) <input type="checkbox"/>	(2) <input type="checkbox"/>	(3) <input type="checkbox"/>	(4) <input type="checkbox"/>	(5) <input type="checkbox"/>
(c) <b>Abgeordnete Landtag/Abgeordnetenhaus</b>	(1) <input type="checkbox"/>	(2) <input type="checkbox"/>	(3) <input type="checkbox"/>	(4) <input type="checkbox"/>	(5) <input type="checkbox"/>
(d) <b>Bundestagsabgeordnete</b>	(1) <input type="checkbox"/>	(2) <input type="checkbox"/>	(3) <input type="checkbox"/>	(4) <input type="checkbox"/>	(5) <input type="checkbox"/>
(e) <b>Bundeskanzlerin</b>	(1) <input type="checkbox"/>	(2) <input type="checkbox"/>	(3) <input type="checkbox"/>	(4) <input type="checkbox"/>	(5) <input type="checkbox"/>
(f) <b>EU-Abgeordnete</b>	(1) <input type="checkbox"/>	(2) <input type="checkbox"/>	(3) <input type="checkbox"/>	(4) <input type="checkbox"/>	(5) <input type="checkbox"/>
(g) <b>andere .....</b>	(1) <input type="checkbox"/>	(2) <input type="checkbox"/>	(3) <input type="checkbox"/>	(4) <input type="checkbox"/>	(5) <input type="checkbox"/>

**Q22 Zu welcher Partei/welchen Parteien hat die Organisation gegenwärtig Kontakt? Machen Sie bitte Angaben über die Häufigkeit.**

	sehr häufig	häufig	gelegentlich	selten	nie
(a) <b>CDU</b>	(1) <input type="checkbox"/>	(2) <input type="checkbox"/>	(3) <input type="checkbox"/>	(4) <input type="checkbox"/>	(5) <input type="checkbox"/>
(b) <b>SPD</b>	(1) <input type="checkbox"/>	(2) <input type="checkbox"/>	(3) <input type="checkbox"/>	(4) <input type="checkbox"/>	(5) <input type="checkbox"/>
(c) <b>Bündnis 90/Die Grünen</b>	(1) <input type="checkbox"/>	(2) <input type="checkbox"/>	(3) <input type="checkbox"/>	(4) <input type="checkbox"/>	(5) <input type="checkbox"/>
(d) <b>FDP</b>	(1) <input type="checkbox"/>	(2) <input type="checkbox"/>	(3) <input type="checkbox"/>	(4) <input type="checkbox"/>	(5) <input type="checkbox"/>
(e) <b>Die Linke</b>	(1) <input type="checkbox"/>	(2) <input type="checkbox"/>	(3) <input type="checkbox"/>	(4) <input type="checkbox"/>	(5) <input type="checkbox"/>
(f) <b>andere .....</b>	(1) <input type="checkbox"/>	(2) <input type="checkbox"/>	(3) <input type="checkbox"/>	(4) <input type="checkbox"/>	(5) <input type="checkbox"/>

**Q23 Zu welcher Partei/welchen Parteien hatte die Organisation in der Vergangenheit (vor ca. 10 Jahren) Kontakt? Machen Sie bitte Angaben über die Häufigkeit.**

(0)  Die Organisation hat noch nicht bestanden/Ich war noch nicht Mitglied

	sehr häufig	häufig	gelegentlich	selten	nie
(a) <b>CDU</b>	(1) <input type="checkbox"/>	(2) <input type="checkbox"/>	(3) <input type="checkbox"/>	(4) <input type="checkbox"/>	(5) <input type="checkbox"/>
(b) <b>SPD</b>	(1) <input type="checkbox"/>	(2) <input type="checkbox"/>	(3) <input type="checkbox"/>	(4) <input type="checkbox"/>	(5) <input type="checkbox"/>
(c) <b>Bündnis 90/Die Grünen</b>	(1) <input type="checkbox"/>	(2) <input type="checkbox"/>	(3) <input type="checkbox"/>	(4) <input type="checkbox"/>	(5) <input type="checkbox"/>
(d) <b>FDP</b>	(1) <input type="checkbox"/>	(2) <input type="checkbox"/>	(3) <input type="checkbox"/>	(4) <input type="checkbox"/>	(5) <input type="checkbox"/>
(e) <b>PDS</b>	(1) <input type="checkbox"/>	(2) <input type="checkbox"/>	(3) <input type="checkbox"/>	(4) <input type="checkbox"/>	(5) <input type="checkbox"/>
(f) <b>andere .....</b>	(1) <input type="checkbox"/>	(2) <input type="checkbox"/>	(3) <input type="checkbox"/>	(4) <input type="checkbox"/>	(5) <input type="checkbox"/>

**Q24 Wie würde Sie die Beziehung zwischen der Organisation und den lokalen Politikern beschreiben?**

- (a)  Politiker sind/waren Mitglieder der Organisation
- (b)  Die Organisation unterstützt Politiker
- (c)  Die Organisation stellt politische Anträge an die Politiker
- (d)  Die Organisation stellt den Politikern Informationen bereit
- (e)  Die Organisation erhält Informationen von den Politikern
- (f)  Die Organisation lädt Politikern zu Diskussionsveranstaltungen u.ä. ein
- (g)  Sonstiges .....

**Q25 Wie würden Sie die Zusammenarbeit zwischen der Organisation und der Regierung beschreiben?**

- | (a)<br>Kommunal-<br>verwaltung | (b)<br>Landes-<br>regierung  | (c)<br>Bundes-<br>regierung  | (c)<br>EU                    |                                                                               |
|--------------------------------|------------------------------|------------------------------|------------------------------|-------------------------------------------------------------------------------|
| (a) <input type="checkbox"/>   | (a) <input type="checkbox"/> | (a) <input type="checkbox"/> | (a) <input type="checkbox"/> | <b>Die Organisation stellt politische Anträge</b>                             |
| (b) <input type="checkbox"/>   | (b) <input type="checkbox"/> | (b) <input type="checkbox"/> | (b) <input type="checkbox"/> | <b>Die Organisation übernimmt bezahlte Aufträge</b>                           |
| (c) <input type="checkbox"/>   | (c) <input type="checkbox"/> | (c) <input type="checkbox"/> | (c) <input type="checkbox"/> | <b>Es werden gemeinsam Veranstaltungen durchgeführt</b>                       |
| (d) <input type="checkbox"/>   | (d) <input type="checkbox"/> | (d) <input type="checkbox"/> | (d) <input type="checkbox"/> | <b>Die Organisation ist an politischen Entscheidungsprozessen beteiligt</b>   |
| (e) <input type="checkbox"/>   | (e) <input type="checkbox"/> | (e) <input type="checkbox"/> | (e) <input type="checkbox"/> | <b>Die Organisation ist bei der Implementierung neuer Politiken beteiligt</b> |
| (f) <input type="checkbox"/>   | (f) <input type="checkbox"/> | (f) <input type="checkbox"/> | (f) <input type="checkbox"/> | <b>Die Organisation unterstütz anderweitig</b>                                |

**Q26 Welche der folgenden Aussagen beschreibt das generelle Verhältnis von Interessengruppen/Verbänden und Regierung? Wählen Sie nur eine Antwort.**

- (a)  Austausch und Kooperation sind gleichberechtigt
- (b)  Interessengruppen/Verbänden unterstützen die Regierung
- (c)  Die Regierung unterstützt Interessengruppen/Verbänden
- (d)  Es besteht keine Beziehung

**Q27 Mit welchen der folgenden Maßnahmen wurde die Organisation von den Behörden schon mal konfrontiert?**

- (a)  Anforderungen für Projektberichte
- (b)  Aufforderung, die bestimmte Aktivitäten einzustellen
- (c)  Verwarnung wegen Regelverstößen
- (d)  Mündliche Beratung/Anleitung
- (e)  Schriftliche Beratung/Anleitung
- (f)  Unangekündigte Inspektionen
- (g)  Aufforderung zu bestimmten Aktivitäten
- (h)  Anderes .....

**Q28 Wie sehr stimmen Sie den folgenden Aussagen zu?**

	absolut	sehr	bedingt	etwas	nicht
(a) <b>Interessengruppen/Verbände und Regierung sollten gleichberechtigt zusammen arbeiten</b>	(1) <input type="checkbox"/>	(2) <input type="checkbox"/>	(3) <input type="checkbox"/>	(4) <input type="checkbox"/>	(5) <input type="checkbox"/>
(b) <b>Interessengruppen/Verbände sollten die Regierung bei der Implementierung von Politiken unterstützen</b>	(1) <input type="checkbox"/>	(2) <input type="checkbox"/>	(3) <input type="checkbox"/>	(4) <input type="checkbox"/>	(5) <input type="checkbox"/>
(c) <b>Die Regierung sollte Interessengruppen/Verbände bei ihren Aktivitäten unterstützen</b>	(1) <input type="checkbox"/>	(2) <input type="checkbox"/>	(3) <input type="checkbox"/>	(4) <input type="checkbox"/>	(5) <input type="checkbox"/>
(d) <b>Die Regierung sollte Interessengruppen/Verbände betreffende Gesetze/Regulierungen lockern</b>	(1) <input type="checkbox"/>	(2) <input type="checkbox"/>	(3) <input type="checkbox"/>	(4) <input type="checkbox"/>	(5) <input type="checkbox"/>
(e) <b>Wirtschaftsunternehmen sollten Interessengruppen/Verbände unterstützen</b>	(1) <input type="checkbox"/>	(2) <input type="checkbox"/>	(3) <input type="checkbox"/>	(4) <input type="checkbox"/>	(5) <input type="checkbox"/>
(f) <b>Interessengruppen/Verbände sollten ihre Aktivitäten zukünftig weiter ausdehnen</b>	(1) <input type="checkbox"/>	(2) <input type="checkbox"/>	(3) <input type="checkbox"/>	(4) <input type="checkbox"/>	(5) <input type="checkbox"/>

**Q29 Wie hoch schätzen Sie generell die politischen Einflussmöglichkeiten der Organisation ein?**

- (1)  sehr hoch
- (2)  hoch
- (3)  gering
- (4)  sehr gering
- (5)  nicht vorhanden

**Q30 Wie zufrieden sind Sie mit der Kommunal-, Bundes- und EU-Politik?**

	sehr zufrieden	zufrieden	unzufrieden	sehr unzufrieden	interessiert mich nicht
(a) <b>Bundespolitik im Allgemeinen</b>	(1) <input type="checkbox"/>	(2) <input type="checkbox"/>	(3) <input type="checkbox"/>	(4) <input type="checkbox"/>	(0) <input type="checkbox"/>
(b) <b>Kommunalpolitik im Allgemeinen</b>	(1) <input type="checkbox"/>	(2) <input type="checkbox"/>	(3) <input type="checkbox"/>	(4) <input type="checkbox"/>	(0) <input type="checkbox"/>
(c) <b>Bundespolitik bezüglich der Interessen des Vereins</b>	(1) <input type="checkbox"/>	(2) <input type="checkbox"/>	(3) <input type="checkbox"/>	(4) <input type="checkbox"/>	(0) <input type="checkbox"/>
(d) <b>Kommunalpolitik bezüglich der Interessen des Vereins</b>	(1) <input type="checkbox"/>	(2) <input type="checkbox"/>	(3) <input type="checkbox"/>	(4) <input type="checkbox"/>	(0) <input type="checkbox"/>
(e) <b>EU-Politik im Allgemeinen</b>	(1) <input type="checkbox"/>	(2) <input type="checkbox"/>	(3) <input type="checkbox"/>	(4) <input type="checkbox"/>	(0) <input type="checkbox"/>
(f) <b>EU-Politik bezüglich der Interessen des Vereins</b>	(1) <input type="checkbox"/>	(2) <input type="checkbox"/>	(3) <input type="checkbox"/>	(4) <input type="checkbox"/>	(0) <input type="checkbox"/>



**Q31 In welche politischen Prozesse sollten Interessengruppen/Verbände einbezogen werden?**

- (a)  Entscheidungsphase
- (b)  Planungsphase
- (c)  Implementierungsphase
- (d)  Bewertungsphase
- (e)  Sollten nicht beteiligt werden

**Q32 Welche der folgenden Instrumente setzt die Organisation ein, um politische Forderungen durchzusetzen? Geben Sie die Häufigkeiten an.**

	sehr häufig	häufig	gelegentlich	selten	nie
(a) Unterschriftenaktionen	(1) <input type="checkbox"/>	(2) <input type="checkbox"/>	(3) <input type="checkbox"/>	(4) <input type="checkbox"/>	(5) <input type="checkbox"/>
(b) Demonstrationen	(1) <input type="checkbox"/>	(2) <input type="checkbox"/>	(3) <input type="checkbox"/>	(4) <input type="checkbox"/>	(5) <input type="checkbox"/>
(c) Öffentliche Stellungnahmen	(1) <input type="checkbox"/>	(2) <input type="checkbox"/>	(3) <input type="checkbox"/>	(4) <input type="checkbox"/>	(5) <input type="checkbox"/>
(d) Bildung von Aktionsbündnissen	(1) <input type="checkbox"/>	(2) <input type="checkbox"/>	(3) <input type="checkbox"/>	(4) <input type="checkbox"/>	(5) <input type="checkbox"/>
(e) Aufklärungsarbeit (Infoveranstaltungen, Internet, Flugblätter, ...)	(1) <input type="checkbox"/>	(2) <input type="checkbox"/>	(3) <input type="checkbox"/>	(4) <input type="checkbox"/>	(5) <input type="checkbox"/>
(f) Einschalten regionaler Medien	(1) <input type="checkbox"/>	(2) <input type="checkbox"/>	(3) <input type="checkbox"/>	(4) <input type="checkbox"/>	(5) <input type="checkbox"/>
(g) Einschalten überregionaler Medien	(1) <input type="checkbox"/>	(2) <input type="checkbox"/>	(3) <input type="checkbox"/>	(4) <input type="checkbox"/>	(5) <input type="checkbox"/>
(h) Entsenden von Mitgliedern in Sachverständigenräte/ Beratungsausschüsse	(1) <input type="checkbox"/>	(2) <input type="checkbox"/>	(3) <input type="checkbox"/>	(4) <input type="checkbox"/>	(5) <input type="checkbox"/>
(i) Petitionen an die Stadt-/Bezirksverwaltung	(1) <input type="checkbox"/>	(2) <input type="checkbox"/>	(3) <input type="checkbox"/>	(4) <input type="checkbox"/>	(5) <input type="checkbox"/>
(j) Petitionen an die Stadt-/Gemeinderäte	(1) <input type="checkbox"/>	(2) <input type="checkbox"/>	(3) <input type="checkbox"/>	(4) <input type="checkbox"/>	(5) <input type="checkbox"/>
(k) Petitionen an den Bürgermeister	(1) <input type="checkbox"/>	(2) <input type="checkbox"/>	(3) <input type="checkbox"/>	(4) <input type="checkbox"/>	(5) <input type="checkbox"/>
(l) Petitionen an die Landesbehörden	(1) <input type="checkbox"/>	(2) <input type="checkbox"/>	(3) <input type="checkbox"/>	(4) <input type="checkbox"/>	(5) <input type="checkbox"/>
(m) Petitionen an Abgeordnete des Landtags/Abgeordnetenhauses	(1) <input type="checkbox"/>	(2) <input type="checkbox"/>	(3) <input type="checkbox"/>	(4) <input type="checkbox"/>	(5) <input type="checkbox"/>
(n) Petitionen an Bundesministerien	(1) <input type="checkbox"/>	(2) <input type="checkbox"/>	(3) <input type="checkbox"/>	(4) <input type="checkbox"/>	(5) <input type="checkbox"/>
(o) Petitionen an Bundestagsabgeordnete	(1) <input type="checkbox"/>	(2) <input type="checkbox"/>	(3) <input type="checkbox"/>	(4) <input type="checkbox"/>	(5) <input type="checkbox"/>
(p) Petitionen an die Bundeskanzlerin	(1) <input type="checkbox"/>	(2) <input type="checkbox"/>	(3) <input type="checkbox"/>	(4) <input type="checkbox"/>	(5) <input type="checkbox"/>
(q) Petitionen an EU-Behörden	(1) <input type="checkbox"/>	(2) <input type="checkbox"/>	(3) <input type="checkbox"/>	(4) <input type="checkbox"/>	(5) <input type="checkbox"/>
(r) Petitionen an EU-Abgeordnete	(1) <input type="checkbox"/>	(2) <input type="checkbox"/>	(3) <input type="checkbox"/>	(4) <input type="checkbox"/>	(5) <input type="checkbox"/>
(s) sonstige .....	(1) <input type="checkbox"/>	(2) <input type="checkbox"/>	(3) <input type="checkbox"/>	(4) <input type="checkbox"/>	(5) <input type="checkbox"/>

**Q33 Wie häufig wird die Organisation von Institutionen der aufgeführten Ebenen bei politischen Entscheidungen und deren Umsetzung hinzugezogen?**

	sehr häufig	häufig	gelegentlich	selten	nie
(a) kommunale Ebene	(1) <input type="checkbox"/>	(2) <input type="checkbox"/>	(3) <input type="checkbox"/>	(4) <input type="checkbox"/>	(5) <input type="checkbox"/>
(b) Landesebene	(1) <input type="checkbox"/>	(2) <input type="checkbox"/>	(3) <input type="checkbox"/>	(4) <input type="checkbox"/>	(5) <input type="checkbox"/>
(c) Bundesebene	(1) <input type="checkbox"/>	(2) <input type="checkbox"/>	(3) <input type="checkbox"/>	(4) <input type="checkbox"/>	(5) <input type="checkbox"/>
(d) EU-Ebene	(1) <input type="checkbox"/>	(2) <input type="checkbox"/>	(3) <input type="checkbox"/>	(4) <input type="checkbox"/>	(5) <input type="checkbox"/>

**Q34 Wie häufig wurde die Organisation in der Vergangenheit (vor ca. 10 Jahren) bei politischen Entscheidungen und deren Umsetzung hinzugezogen?**

(0) <input type="checkbox"/>	<b>Die Organisation hat noch nicht bestanden/lch war noch nicht Mitglied</b>					
		sehr häufig	häufig	gelegentlich	selten	nie
(a)	<b>kommunale Ebene</b>					
(b)	<b>Landesebene</b>	(1) <input type="checkbox"/>	(2) <input type="checkbox"/>	(3) <input type="checkbox"/>	(4) <input type="checkbox"/>	(5) <input type="checkbox"/>
(c)	<b>Bundesebene</b>	(1) <input type="checkbox"/>	(2) <input type="checkbox"/>	(3) <input type="checkbox"/>	(4) <input type="checkbox"/>	(5) <input type="checkbox"/>
(d)	<b>EU-Ebene</b>	(1) <input type="checkbox"/>	(2) <input type="checkbox"/>	(3) <input type="checkbox"/>	(4) <input type="checkbox"/>	(5) <input type="checkbox"/>

**Q35 Konnte die Organisation mit ihren Aktivitäten bestimmte politische Entscheidungen beeinflussen?**

(a)	<b>kommunale Ebene</b>	(1) <input type="checkbox"/> ja	(2) <input type="checkbox"/> nein
(b)	<b>Landesebene</b>	(1) <input type="checkbox"/> ja	(2) <input type="checkbox"/> nein
(c)	<b>Bundesebene</b>	(1) <input type="checkbox"/> ja	(2) <input type="checkbox"/> nein
(d)	<b>EU-Ebene</b>	(1) <input type="checkbox"/> ja	(2) <input type="checkbox"/> nein

**Q36 Wie hoch ist das Vertrauen in die unten genannten Institutionen, dass diese die Interessen der Organisation vertreten?**

		sehr hoch	hoch	gering	sehr gering	kein Vertrauen
(a)	<b>Bürger und Bürgerinnen</b>	(1) <input type="checkbox"/>	(2) <input type="checkbox"/>	(3) <input type="checkbox"/>	(4) <input type="checkbox"/>	(5) <input type="checkbox"/>
(b)	<b>NGOs, Vereine, Bürgerinitiativen</b>	(1) <input type="checkbox"/>	(2) <input type="checkbox"/>	(3) <input type="checkbox"/>	(4) <input type="checkbox"/>	(5) <input type="checkbox"/>
(c)	<b>Regionale Medien</b>	(1) <input type="checkbox"/>	(2) <input type="checkbox"/>	(3) <input type="checkbox"/>	(4) <input type="checkbox"/>	(5) <input type="checkbox"/>
(d)	<b>Überregionale Medien</b>	(1) <input type="checkbox"/>	(2) <input type="checkbox"/>	(3) <input type="checkbox"/>	(4) <input type="checkbox"/>	(5) <input type="checkbox"/>
(e)	<b>Stadt-/Bezirksverwaltung</b>	(1) <input type="checkbox"/>	(2) <input type="checkbox"/>	(3) <input type="checkbox"/>	(4) <input type="checkbox"/>	(5) <input type="checkbox"/>
(f)	<b>Stadt-/Gemeinderäte</b>	(1) <input type="checkbox"/>	(2) <input type="checkbox"/>	(3) <input type="checkbox"/>	(4) <input type="checkbox"/>	(5) <input type="checkbox"/>
(g)	<b>Bürgermeister</b>	(1) <input type="checkbox"/>	(2) <input type="checkbox"/>	(3) <input type="checkbox"/>	(4) <input type="checkbox"/>	(5) <input type="checkbox"/>
(h)	<b>Landesbehörden</b>	(1) <input type="checkbox"/>	(2) <input type="checkbox"/>	(3) <input type="checkbox"/>	(4) <input type="checkbox"/>	(5) <input type="checkbox"/>
(i)	<b>Abgeordnete des Landtags/Abgeordnetenhauses</b>	(1) <input type="checkbox"/>	(2) <input type="checkbox"/>	(3) <input type="checkbox"/>	(4) <input type="checkbox"/>	(5) <input type="checkbox"/>
(j)	<b>Bundesbehörden</b>	(1) <input type="checkbox"/>	(2) <input type="checkbox"/>	(3) <input type="checkbox"/>	(4) <input type="checkbox"/>	(5) <input type="checkbox"/>
(k)	<b>Bundestagsabgeordnete</b>	(1) <input type="checkbox"/>	(2) <input type="checkbox"/>	(3) <input type="checkbox"/>	(4) <input type="checkbox"/>	(5) <input type="checkbox"/>
(l)	<b>Bundeskanzlerin</b>	(1) <input type="checkbox"/>	(2) <input type="checkbox"/>	(3) <input type="checkbox"/>	(4) <input type="checkbox"/>	(5) <input type="checkbox"/>
(m)	<b>EU-Behörden</b>	(1) <input type="checkbox"/>	(2) <input type="checkbox"/>	(3) <input type="checkbox"/>	(4) <input type="checkbox"/>	(5) <input type="checkbox"/>
(n)	<b>EU-Abgeordnete</b>	(1) <input type="checkbox"/>	(2) <input type="checkbox"/>	(3) <input type="checkbox"/>	(4) <input type="checkbox"/>	(5) <input type="checkbox"/>
(o)	<b>Politische Parteien</b>	(1) <input type="checkbox"/>	(2) <input type="checkbox"/>	(3) <input type="checkbox"/>	(4) <input type="checkbox"/>	(5) <input type="checkbox"/>
(p)	<b>Wissenschaft/Forschung</b>	(1) <input type="checkbox"/>	(2) <input type="checkbox"/>	(3) <input type="checkbox"/>	(4) <input type="checkbox"/>	(5) <input type="checkbox"/>
(q)	<b>Unternehmen</b>	(1) <input type="checkbox"/>	(2) <input type="checkbox"/>	(3) <input type="checkbox"/>	(4) <input type="checkbox"/>	(5) <input type="checkbox"/>
(r)	<b>sonstige .....</b>	(1) <input type="checkbox"/>	(2) <input type="checkbox"/>	(3) <input type="checkbox"/>	(4) <input type="checkbox"/>	(5) <input type="checkbox"/>

**Q37 Wie hoch war das Vertrauen früher (vor 10 Jahren) in die unten genannten Institutionen, dass diese die Interessen der Organisation vertreten?**

(0)  Die Organisation hat noch nicht bestanden/Ich war noch nicht Mitglied

	sehr hoch	hoch	gering	sehr gering	kein Vertrauen
(a) <b>Bürger und Bürgerinnen</b>	(1) <input type="checkbox"/>	(2) <input type="checkbox"/>	(3) <input type="checkbox"/>	(4) <input type="checkbox"/>	(5) <input type="checkbox"/>
(b) <b>NGOs, Vereine, Bürgerinitiativen</b>	(1) <input type="checkbox"/>	(2) <input type="checkbox"/>	(3) <input type="checkbox"/>	(4) <input type="checkbox"/>	(5) <input type="checkbox"/>
(c) <b>Regionale Medien</b>	(1) <input type="checkbox"/>	(2) <input type="checkbox"/>	(3) <input type="checkbox"/>	(4) <input type="checkbox"/>	(5) <input type="checkbox"/>
(d) <b>Überregionale Medien</b>	(1) <input type="checkbox"/>	(2) <input type="checkbox"/>	(3) <input type="checkbox"/>	(4) <input type="checkbox"/>	(5) <input type="checkbox"/>
(e) <b>Stadt-/Bezirksverwaltung</b>	(1) <input type="checkbox"/>	(2) <input type="checkbox"/>	(3) <input type="checkbox"/>	(4) <input type="checkbox"/>	(5) <input type="checkbox"/>
(f) <b>Stadt-/Gemeinderäte</b>	(1) <input type="checkbox"/>	(2) <input type="checkbox"/>	(3) <input type="checkbox"/>	(4) <input type="checkbox"/>	(5) <input type="checkbox"/>
(g) <b>Bürgermeister</b>	(1) <input type="checkbox"/>	(2) <input type="checkbox"/>	(3) <input type="checkbox"/>	(4) <input type="checkbox"/>	(5) <input type="checkbox"/>
(h) <b>Landesbehörden</b>	(1) <input type="checkbox"/>	(2) <input type="checkbox"/>	(3) <input type="checkbox"/>	(4) <input type="checkbox"/>	(5) <input type="checkbox"/>
(i) <b>Abgeordnete des Landtags/Abgeordnetenhauses</b>	(1) <input type="checkbox"/>	(2) <input type="checkbox"/>	(3) <input type="checkbox"/>	(4) <input type="checkbox"/>	(5) <input type="checkbox"/>
(j) <b>Bundesbehörden</b>	(1) <input type="checkbox"/>	(2) <input type="checkbox"/>	(3) <input type="checkbox"/>	(4) <input type="checkbox"/>	(5) <input type="checkbox"/>
(k) <b>Bundestagsabgeordnete</b>	(1) <input type="checkbox"/>	(2) <input type="checkbox"/>	(3) <input type="checkbox"/>	(4) <input type="checkbox"/>	(5) <input type="checkbox"/>
(l) <b>Bundeskanzlerin</b>	(1) <input type="checkbox"/>	(2) <input type="checkbox"/>	(3) <input type="checkbox"/>	(4) <input type="checkbox"/>	(5) <input type="checkbox"/>
(m) <b>EU-Behörden</b>	(1) <input type="checkbox"/>	(2) <input type="checkbox"/>	(3) <input type="checkbox"/>	(4) <input type="checkbox"/>	(5) <input type="checkbox"/>
(n) <b>EU-Abgeordnete</b>	(1) <input type="checkbox"/>	(2) <input type="checkbox"/>	(3) <input type="checkbox"/>	(4) <input type="checkbox"/>	(5) <input type="checkbox"/>
(o) <b>Politische Parteien</b>	(1) <input type="checkbox"/>	(2) <input type="checkbox"/>	(3) <input type="checkbox"/>	(4) <input type="checkbox"/>	(5) <input type="checkbox"/>
(p) <b>Wissenschaft/Forschung</b>	(1) <input type="checkbox"/>	(2) <input type="checkbox"/>	(3) <input type="checkbox"/>	(4) <input type="checkbox"/>	(5) <input type="checkbox"/>
(q) <b>Unternehmen</b>	(1) <input type="checkbox"/>	(2) <input type="checkbox"/>	(3) <input type="checkbox"/>	(4) <input type="checkbox"/>	(5) <input type="checkbox"/>
(r) <b>sonstige .....</b>	(1) <input type="checkbox"/>	(2) <input type="checkbox"/>	(3) <input type="checkbox"/>	(4) <input type="checkbox"/>	(5) <input type="checkbox"/>

**Q38 Wie schätzen Sie die Beziehung zu den aufgeführten Institutionen/Organisationen ein?**

	keine Beziehung	sehr konfliktreich	konfliktreich	neutral	harmonisch	sehr harmonisch
(a) <b>Bürger und Bürgerinnen</b>	(0) <input type="checkbox"/>	(1) <input type="checkbox"/>	(2) <input type="checkbox"/>	(3) <input type="checkbox"/>	(4) <input type="checkbox"/>	(5) <input type="checkbox"/>
(b) <b>andere Vereine, NGOs, Bürgerinitiativen</b>	(0) <input type="checkbox"/>	(1) <input type="checkbox"/>	(2) <input type="checkbox"/>	(3) <input type="checkbox"/>	(4) <input type="checkbox"/>	(5) <input type="checkbox"/>
(c) <b>Regionale Medien</b>	(0) <input type="checkbox"/>	(1) <input type="checkbox"/>	(2) <input type="checkbox"/>	(3) <input type="checkbox"/>	(4) <input type="checkbox"/>	(5) <input type="checkbox"/>
(d) <b>Überregionale Medien</b>	(0) <input type="checkbox"/>	(1) <input type="checkbox"/>	(2) <input type="checkbox"/>	(3) <input type="checkbox"/>	(4) <input type="checkbox"/>	(5) <input type="checkbox"/>
(e) <b>Religiöse Vereinigungen</b>	(0) <input type="checkbox"/>	(1) <input type="checkbox"/>	(2) <input type="checkbox"/>	(3) <input type="checkbox"/>	(4) <input type="checkbox"/>	(5) <input type="checkbox"/>
(f) <b>Bezirks-/Stadtverwaltung</b>	(0) <input type="checkbox"/>	(1) <input type="checkbox"/>	(2) <input type="checkbox"/>	(3) <input type="checkbox"/>	(4) <input type="checkbox"/>	(5) <input type="checkbox"/>
(g) <b>Stadt-/Gemeinderäte</b>	(0) <input type="checkbox"/>	(1) <input type="checkbox"/>	(2) <input type="checkbox"/>	(3) <input type="checkbox"/>	(4) <input type="checkbox"/>	(5) <input type="checkbox"/>
(h) <b>Bürgermeister</b>	(0) <input type="checkbox"/>	(1) <input type="checkbox"/>	(2) <input type="checkbox"/>	(3) <input type="checkbox"/>	(4) <input type="checkbox"/>	(5) <input type="checkbox"/>
(i) <b>Landesbehörden</b>	(0) <input type="checkbox"/>	(1) <input type="checkbox"/>	(2) <input type="checkbox"/>	(3) <input type="checkbox"/>	(4) <input type="checkbox"/>	(5) <input type="checkbox"/>
(j) <b>Abgeordnete Landtag/Abgeordnetenhaus</b>	(0) <input type="checkbox"/>	(1) <input type="checkbox"/>	(2) <input type="checkbox"/>	(3) <input type="checkbox"/>	(4) <input type="checkbox"/>	(5) <input type="checkbox"/>
(k) <b>Bundesbehörden</b>	(0) <input type="checkbox"/>	(1) <input type="checkbox"/>	(2) <input type="checkbox"/>	(3) <input type="checkbox"/>	(4) <input type="checkbox"/>	(5) <input type="checkbox"/>
(l) <b>Bundestagsabgeordnete</b>	(0) <input type="checkbox"/>	(1) <input type="checkbox"/>	(2) <input type="checkbox"/>	(3) <input type="checkbox"/>	(4) <input type="checkbox"/>	(5) <input type="checkbox"/>
(m) <b>Bundeskanzlerin</b>	(0) <input type="checkbox"/>	(1) <input type="checkbox"/>	(2) <input type="checkbox"/>	(3) <input type="checkbox"/>	(4) <input type="checkbox"/>	(5) <input type="checkbox"/>
(n) <b>EU-Behörden</b>	(0) <input type="checkbox"/>	(1) <input type="checkbox"/>	(2) <input type="checkbox"/>	(3) <input type="checkbox"/>	(4) <input type="checkbox"/>	(5) <input type="checkbox"/>
(o) <b>EU-Abgeordnete</b>	(0) <input type="checkbox"/>	(1) <input type="checkbox"/>	(2) <input type="checkbox"/>	(3) <input type="checkbox"/>	(4) <input type="checkbox"/>	(5) <input type="checkbox"/>
(p) <b>Gewerkschaften</b>	(0) <input type="checkbox"/>	(1) <input type="checkbox"/>	(2) <input type="checkbox"/>	(3) <input type="checkbox"/>	(4) <input type="checkbox"/>	(5) <input type="checkbox"/>
(q) <b>Wirtschaftsverbände</b>	(0) <input type="checkbox"/>	(1) <input type="checkbox"/>	(2) <input type="checkbox"/>	(3) <input type="checkbox"/>	(4) <input type="checkbox"/>	(5) <input type="checkbox"/>
(r) <b>Wohlfahrtsverbände</b>	(0) <input type="checkbox"/>	(1) <input type="checkbox"/>	(2) <input type="checkbox"/>	(3) <input type="checkbox"/>	(4) <input type="checkbox"/>	(5) <input type="checkbox"/>
(s) <b>Polizei</b>	(0) <input type="checkbox"/>	(1) <input type="checkbox"/>	(2) <input type="checkbox"/>	(3) <input type="checkbox"/>	(4) <input type="checkbox"/>	(5) <input type="checkbox"/>
(t) <b>Politische Parteien</b>	(0) <input type="checkbox"/>	(1) <input type="checkbox"/>	(2) <input type="checkbox"/>	(3) <input type="checkbox"/>	(4) <input type="checkbox"/>	(5) <input type="checkbox"/>
(u) <b>Unternehmen</b>	(0) <input type="checkbox"/>	(1) <input type="checkbox"/>	(2) <input type="checkbox"/>	(3) <input type="checkbox"/>	(4) <input type="checkbox"/>	(5) <input type="checkbox"/>
(v) <b>andere .....</b>	(0) <input type="checkbox"/>	(1) <input type="checkbox"/>	(2) <input type="checkbox"/>	(3) <input type="checkbox"/>	(4) <input type="checkbox"/>	(5) <input type="checkbox"/>

**Q41 Wer hat den Fragebogen ausgefüllt?**

- (1)  **Vorstandsvorsitzende/r**
- (2)  **Vorstandsmitglied**
- (3)  **Geschäftsführer/in**
- (4)  **Kassenwart**
- (5)  **Schriftführer**
- (6)  **Mitglied**
- (7)  **Andere/r .....**

\*\*\*\*\*

**Sie haben das Ende des Fragebogens erreicht.  
Wir bedanken uns für Ihre Mühe!**

**Q1 Where is the organisation located?**

.....

**Q2 Please classify your organisation? Please choose only one category.**

- |                                                                             |                                                                                                                                 |
|-----------------------------------------------------------------------------|---------------------------------------------------------------------------------------------------------------------------------|
| (a) <input type="checkbox"/> economic/trade association                     | (i) <input type="checkbox"/> support-group/self-regulating community                                                            |
| (b) <input type="checkbox"/> employer association                           | (j) <input type="checkbox"/> association for promoting the interests of particular groups – e.g. women, refugees, blind persons |
| (c) <input type="checkbox"/> board/court                                    | (k) <input type="checkbox"/> recreation, leisure time                                                                           |
| (d) <input type="checkbox"/> employee association                           | (l) <input type="checkbox"/> environmental association                                                                          |
| (e) <input type="checkbox"/> association for business, self-employed, owner | (m) <input type="checkbox"/> culture, education, academic association                                                           |
| (f) <input type="checkbox"/> consumer association                           | (n) <input type="checkbox"/> religious association                                                                              |
| (g) <input type="checkbox"/> charity/social welfare                         | (o) <input type="checkbox"/> development association                                                                            |
| (h) <input type="checkbox"/> social association                             | (p) <input type="checkbox"/> Others .....                                                                                       |

**Q3 What are the groups activities and purposes?**

- (a)  Information for members
- (b)  Protect member's lives and rights
- (c)  Education/lectures/training for members
- (d)  Assist members to receive funding from government
- (e)  Administrative help in obtaining licenses or receive contracts
- (f)  Male appeals or requests to the government
- (g)  Provide information for other groups/individuals
- (h)  Provide policy recommendation for other groups/individuals
- (i)  Provide education for the public
- (j)  Funding for other groups/individuals
- (k)  Public services (not for free)
- (l)  Public services (for free)
- (m)  Others .....

**Q4 Who's interests is your group trying to serve?**

- (a)  Members of the group
- (b)  Supporters/donators
- (c)  Initiators of the organisation
- (d)  Commune/city
- (e)  Germany
- (f)  The federal government
- (g)  German Citizen
- (h)  People of a certain country/region
- (i)  Everyone in the world
- (j)  Others ...

**Q5 At which level is the organisation active?**

- (1)  at the local level
- (2)  at the regional level
- (3)  at the federal state level
- (4)  at the federal level
- (5)  at the EU level

**Q6 What is the founding year of the group?**

.....

**Q7 Did the organisation receive funding from the following institutions when it was established?**

- |                                                 |                                                                  |
|-------------------------------------------------|------------------------------------------------------------------|
| (a) <input type="checkbox"/> No funding         | (e) <input type="checkbox"/> EU                                  |
| (b) <input type="checkbox"/> Local authority    | (f) <input type="checkbox"/> Business sector                     |
| (c) <input type="checkbox"/> Land               | (g) <input type="checkbox"/> Union                               |
| (d) <input type="checkbox"/> Federal government | (h) <input type="checkbox"/> Economic/business/trade association |
|                                                 | (i) <input type="checkbox"/> Others .....                        |

**Q8 Please tell us the number of members in your group. If members are groups/organizations, provide the number of group members and the total number of individual members (If you do not know exactly, just estimate.).**

- |                      | Single members                            | corporate bodies                              |
|----------------------|-------------------------------------------|-----------------------------------------------|
| <b>Founding year</b> | (a) ..... members                         | (b) ..... corporate bodies with ..... members |
|                      | (0) <input type="checkbox"/> I don't know | (0) <input type="checkbox"/> I don't know     |
| <b>Today</b>         | (c) ..... members                         | (d) ..... corporate bodies with ..... members |
|                      | (0) <input type="checkbox"/> I don't know | (0) <input type="checkbox"/> I don't know     |

**Q9 What is the educational background of the groups members?**

- (a) ..... % Student
- (b) ..... % Hauptschulabschluss/CSE
- (c) ..... % Mittlere Reife/secondary school level certificate/O-level
- (d) ..... % Abitur/high school graduation
- (e) ..... % University degree
- (f) ..... % Degree of doctor

**Q10 How many employees are working in the branch office? Please tell the number of each employment type.**

- (a) ..... full-time employees
- (b) ..... part-time employees
- (c) ..... freelancer
- (d) ..... civil service, ABM, ...
- (e) ..... volunteers
- (f) ..... others

**Q11 What are the sources of the groups income?**

- (a) ..... € Membership fees
- (b) ..... € State grant
- (c) ..... € donations/subsidies
- (d) ..... € revenues from activities
- (e) ..... € others .....

**Q12 How often do members participate in the groups activities?**

	very often	often	sometimes	rarely	never
(a) meetings	(1) <input type="checkbox"/>	(2) <input type="checkbox"/>	(3) <input type="checkbox"/>	(4) <input type="checkbox"/>	(5) <input type="checkbox"/>
(b) groups events	(1) <input type="checkbox"/>	(2) <input type="checkbox"/>	(3) <input type="checkbox"/>	(4) <input type="checkbox"/>	(5) <input type="checkbox"/>
(c) donations	(1) <input type="checkbox"/>	(2) <input type="checkbox"/>	(3) <input type="checkbox"/>	(4) <input type="checkbox"/>	(5) <input type="checkbox"/>

**Q13 How often do members interact with each other and with the managing board?**

	very often	often	sometimes	rarely	never
(a) members talk and discuss with persons of the managing board (off the meetings)	(1) <input type="checkbox"/>	(2) <input type="checkbox"/>	(3) <input type="checkbox"/>	(4) <input type="checkbox"/>	(5) <input type="checkbox"/>
(b) members meet each other	(1) <input type="checkbox"/>	(2) <input type="checkbox"/>	(3) <input type="checkbox"/>	(4) <input type="checkbox"/>	(5) <input type="checkbox"/>
(c) contact via internet	(1) <input type="checkbox"/>	(2) <input type="checkbox"/>	(3) <input type="checkbox"/>	(4) <input type="checkbox"/>	(5) <input type="checkbox"/>
(d) others .....	(1) <input type="checkbox"/>	(2) <input type="checkbox"/>	(3) <input type="checkbox"/>	(4) <input type="checkbox"/>	(5) <input type="checkbox"/>

**Q14 How often does the group do the following activities for the public?**

	very often	often	sometimes	rarely	never
(a) discussions/symposia/conferences	(1) <input type="checkbox"/>	(2) <input type="checkbox"/>	(3) <input type="checkbox"/>	(4) <input type="checkbox"/>	(5) <input type="checkbox"/>
(b) publication of newsletter ...	(1) <input type="checkbox"/>	(2) <input type="checkbox"/>	(3) <input type="checkbox"/>	(4) <input type="checkbox"/>	(5) <input type="checkbox"/>
(c) information via Internet	(1) <input type="checkbox"/>	(2) <input type="checkbox"/>	(3) <input type="checkbox"/>	(4) <input type="checkbox"/>	(5) <input type="checkbox"/>

**Q15 How often was the group mentioned in media last year?**

- (1)  very often
- (2)  often
- (3)  sometimes
- (4)  rarely
- (5)  never

**Q16 How applicable are the following statements to you group?**

	very applicable	applicable	somewhat	not very much	not at all
(a) The group is managed based on its rules.	(1) <input type="checkbox"/>	(2) <input type="checkbox"/>	(3) <input type="checkbox"/>	(4) <input type="checkbox"/>	(5) <input type="checkbox"/>
(b) The group's decisions are made with members' consensus as much as possible.	(1) <input type="checkbox"/>	(2) <input type="checkbox"/>	(3) <input type="checkbox"/>	(4) <input type="checkbox"/>	(5) <input type="checkbox"/>
(c) Special skills or expertise are necessary for the group's activities.	(1) <input type="checkbox"/>	(2) <input type="checkbox"/>	(3) <input type="checkbox"/>	(4) <input type="checkbox"/>	(5) <input type="checkbox"/>
(d) The group's activities are inseparable from the founder's ideas.	(1) <input type="checkbox"/>	(2) <input type="checkbox"/>	(3) <input type="checkbox"/>	(4) <input type="checkbox"/>	(5) <input type="checkbox"/>
(e) The group's manager presents solutions to problems.	(1) <input type="checkbox"/>	(2) <input type="checkbox"/>	(3) <input type="checkbox"/>	(4) <input type="checkbox"/>	(5) <input type="checkbox"/>
(f) If there is a disagreement among members, we spend lots of time in discussion.	(1) <input type="checkbox"/>	(2) <input type="checkbox"/>	(3) <input type="checkbox"/>	(4) <input type="checkbox"/>	(5) <input type="checkbox"/>
(g) Members understand the group's purposes and principles very well.	(1) <input type="checkbox"/>	(2) <input type="checkbox"/>	(3) <input type="checkbox"/>	(4) <input type="checkbox"/>	(5) <input type="checkbox"/>
(h) Members share the group's information.	(1) <input type="checkbox"/>	(2) <input type="checkbox"/>	(3) <input type="checkbox"/>	(4) <input type="checkbox"/>	(5) <input type="checkbox"/>

**Q17 Where does the group get information necessary for its activities?**

- |                                                                |                                                                 |
|----------------------------------------------------------------|-----------------------------------------------------------------|
| (a) <input type="checkbox"/> Citizen                           | (k) <input type="checkbox"/> Members of Parliament              |
| (b) <input type="checkbox"/> Members                           | (l) <input type="checkbox"/> Supreme Federal authority          |
| (c) <input type="checkbox"/> Other civil society organisations | (m) <input type="checkbox"/> Members of the Bundestag           |
| (d) <input type="checkbox"/> Regional Media                    | (n) <input type="checkbox"/> Federal Chancellor                 |
| (e) <input type="checkbox"/> Supra-regional Media              | (o) <input type="checkbox"/> Members of the European Parliament |
| (f) <input type="checkbox"/> Internet                          | (p) <input type="checkbox"/> Political Parties                  |
| (g) <input type="checkbox"/> Local government                  | (q) <input type="checkbox"/> Scientists/experts                 |
| (h) <input type="checkbox"/> City council                      | (r) <input type="checkbox"/> Enterprises                        |
| (i) <input type="checkbox"/> Mayor                             | (s) <input type="checkbox"/> Others.....                        |
| (j) <input type="checkbox"/> Federal State authority           | (t) <input type="checkbox"/> None                               |

**Q18 Which policy fields is the organisation interested in?**

- |                                                                   |                                                                            |
|-------------------------------------------------------------------|----------------------------------------------------------------------------|
| (a) <input type="checkbox"/> Financial policy                     | (l) <input type="checkbox"/> Local politics                                |
| (b) <input type="checkbox"/> Trade policy                         | (m) <input type="checkbox"/> Labour market policy                          |
| (c) <input type="checkbox"/> Business/industrial development      | (n) <input type="checkbox"/> Agriculture, forestry and fishery policy      |
| (d) <input type="checkbox"/> Public building project/public order | (o) <input type="checkbox"/> Consumers protection                          |
| (e) <input type="checkbox"/> Transport policy                     | (p) <input type="checkbox"/> Environmental policy                          |
| (f) <input type="checkbox"/> Communication policy                 | (q) <input type="checkbox"/> Health protection and social affairs          |
| (g) <input type="checkbox"/> Technology policy                    | (r) <input type="checkbox"/> International collaboration and communication |
| (h) <input type="checkbox"/> Regional development                 | (s) <input type="checkbox"/> Education, science and recreation             |
| (i) <input type="checkbox"/> Foreign affairs                      | (t) <input type="checkbox"/> Support of other civil society organisations  |
| (j) <input type="checkbox"/> National/public security             | (u) <input type="checkbox"/> Others .....                                  |
| (k) <input type="checkbox"/> Civil right issues                   | (v) <input type="checkbox"/> No political interests                        |



**Q19 Does the group have contact to the following persons/institutions?**

- |                                                                        |                                                                 |
|------------------------------------------------------------------------|-----------------------------------------------------------------|
| (a) <input type="checkbox"/> Citizen                                   | (k) <input type="checkbox"/> Members of the Bundestag           |
| (b) <input type="checkbox"/> Benefit recipients of the organisation    | (l) <input type="checkbox"/> Federal Chancellor                 |
| (c) <input type="checkbox"/> Other civil society organisations         | (m) <input type="checkbox"/> Members of the European Parliament |
| (d) <input type="checkbox"/> Local government                          | (n) <input type="checkbox"/> Political Parties                  |
| (e) <input type="checkbox"/> City council                              | (o) <input type="checkbox"/> Regional Media                     |
| (f) <input type="checkbox"/> Mayor                                     | (p) <input type="checkbox"/> Supra-regional Media               |
| (g) <input type="checkbox"/> Federal State authority                   | (q) <input type="checkbox"/> Scientists/experts                 |
| (h) <input type="checkbox"/> Members of Parliament                     | (r) <input type="checkbox"/> enterprises                        |
| (i) <input type="checkbox"/> Supreme Federal authority                 | (s) <input type="checkbox"/> others .....                       |
| (j) <input type="checkbox"/> To none of the persons/institutions above |                                                                 |

**Q20 How often does the group contact politicians to make requests to the government?**

	very often	often	sometimes	rarely	never
(a) city council	(1) <input type="checkbox"/>	(2) <input type="checkbox"/>	(3) <input type="checkbox"/>	(4) <input type="checkbox"/>	(5) <input type="checkbox"/>
(b) mayor	(1) <input type="checkbox"/>	(2) <input type="checkbox"/>	(3) <input type="checkbox"/>	(4) <input type="checkbox"/>	(5) <input type="checkbox"/>
(c) Members of Parliament	(1) <input type="checkbox"/>	(2) <input type="checkbox"/>	(3) <input type="checkbox"/>	(4) <input type="checkbox"/>	(5) <input type="checkbox"/>
(d) Members of the Bundestag	(1) <input type="checkbox"/>	(2) <input type="checkbox"/>	(3) <input type="checkbox"/>	(4) <input type="checkbox"/>	(5) <input type="checkbox"/>
(e) Federal Chancellor	(1) <input type="checkbox"/>	(2) <input type="checkbox"/>	(3) <input type="checkbox"/>	(4) <input type="checkbox"/>	(5) <input type="checkbox"/>
(f) Members of the European Parliament	(1) <input type="checkbox"/>	(2) <input type="checkbox"/>	(3) <input type="checkbox"/>	(4) <input type="checkbox"/>	(5) <input type="checkbox"/>
(g) others .....	(1) <input type="checkbox"/>	(2) <input type="checkbox"/>	(3) <input type="checkbox"/>	(4) <input type="checkbox"/>	(5) <input type="checkbox"/>

**Q21 How often did the group contact politicians in the past (about 10 years ago) to make requests to the government?**

- (0)  The organisation did not exist at that time/I was not a fellow yet.

	very often	often	sometimes	rarely	never
(a) city council	(1) <input type="checkbox"/>	(2) <input type="checkbox"/>	(3) <input type="checkbox"/>	(4) <input type="checkbox"/>	(5) <input type="checkbox"/>
(b) mayor	(1) <input type="checkbox"/>	(2) <input type="checkbox"/>	(3) <input type="checkbox"/>	(4) <input type="checkbox"/>	(5) <input type="checkbox"/>
(c) Members of Parliament	(1) <input type="checkbox"/>	(2) <input type="checkbox"/>	(3) <input type="checkbox"/>	(4) <input type="checkbox"/>	(5) <input type="checkbox"/>
(d) Members of the Bundestag	(1) <input type="checkbox"/>	(2) <input type="checkbox"/>	(3) <input type="checkbox"/>	(4) <input type="checkbox"/>	(5) <input type="checkbox"/>
(e) Federal Chancellor	(1) <input type="checkbox"/>	(2) <input type="checkbox"/>	(3) <input type="checkbox"/>	(4) <input type="checkbox"/>	(5) <input type="checkbox"/>
(f) Members of the European Parliament	(1) <input type="checkbox"/>	(2) <input type="checkbox"/>	(3) <input type="checkbox"/>	(4) <input type="checkbox"/>	(5) <input type="checkbox"/>
(g) others .....	(1) <input type="checkbox"/>	(2) <input type="checkbox"/>	(3) <input type="checkbox"/>	(4) <input type="checkbox"/>	(5) <input type="checkbox"/>

**Q22 How often does the group contact political parties?**

	very often	often	sometimes	rarely	never
(a) CDU	(1) <input type="checkbox"/>	(2) <input type="checkbox"/>	(3) <input type="checkbox"/>	(4) <input type="checkbox"/>	(5) <input type="checkbox"/>
(b) SPD	(1) <input type="checkbox"/>	(2) <input type="checkbox"/>	(3) <input type="checkbox"/>	(4) <input type="checkbox"/>	(5) <input type="checkbox"/>
(c) Bündnis 90/Die Grünen	(1) <input type="checkbox"/>	(2) <input type="checkbox"/>	(3) <input type="checkbox"/>	(4) <input type="checkbox"/>	(5) <input type="checkbox"/>
(d) FDP	(1) <input type="checkbox"/>	(2) <input type="checkbox"/>	(3) <input type="checkbox"/>	(4) <input type="checkbox"/>	(5) <input type="checkbox"/>
(e) Die Linke	(1) <input type="checkbox"/>	(2) <input type="checkbox"/>	(3) <input type="checkbox"/>	(4) <input type="checkbox"/>	(5) <input type="checkbox"/>
(f) Others.....	(1) <input type="checkbox"/>	(2) <input type="checkbox"/>	(3) <input type="checkbox"/>	(4) <input type="checkbox"/>	(5) <input type="checkbox"/>

**Q23 How often did the group contact political parties in the past (about 10 years ago)?**

- (0)  The organisation did not exist at that time/I was not a fellow yet.
- |                                  | very often                   | often                        | sometimes                    | rarely                       | never                        |
|----------------------------------|------------------------------|------------------------------|------------------------------|------------------------------|------------------------------|
| (a) <b>CDU</b>                   | (1) <input type="checkbox"/> | (2) <input type="checkbox"/> | (3) <input type="checkbox"/> | (4) <input type="checkbox"/> | (5) <input type="checkbox"/> |
| (b) <b>SPD</b>                   | (1) <input type="checkbox"/> | (2) <input type="checkbox"/> | (3) <input type="checkbox"/> | (4) <input type="checkbox"/> | (5) <input type="checkbox"/> |
| (c) <b>Bündnis 90/Die Grünen</b> | (1) <input type="checkbox"/> | (2) <input type="checkbox"/> | (3) <input type="checkbox"/> | (4) <input type="checkbox"/> | (5) <input type="checkbox"/> |
| (d) <b>FDP</b>                   | (1) <input type="checkbox"/> | (2) <input type="checkbox"/> | (3) <input type="checkbox"/> | (4) <input type="checkbox"/> | (5) <input type="checkbox"/> |
| (e) <b>PDS</b>                   | (1) <input type="checkbox"/> | (2) <input type="checkbox"/> | (3) <input type="checkbox"/> | (4) <input type="checkbox"/> | (5) <input type="checkbox"/> |
| (f) <b>Others.....</b>           | (1) <input type="checkbox"/> | (2) <input type="checkbox"/> | (3) <input type="checkbox"/> | (4) <input type="checkbox"/> | (5) <input type="checkbox"/> |

**Q24 What is the relationship between your group and local politicians?**

- (a)  There are politicians who used to be member of the group
- (b)  We provide politicians with support
- (c)  We propose policies to politicians
- (d)  We provide politicians with information
- (e)  We receive information regarding politician’s activities
- (f)  We hold study groups/discussions involving politicians
- (g)  Other .....

**Q25 How would you describe the relationship between your group and the government?**

- | (a)<br>Local<br>government   | (b)<br>Federal state         | (c)<br>National<br>government | (c)<br>EU                    |                                                             |
|------------------------------|------------------------------|-------------------------------|------------------------------|-------------------------------------------------------------|
| (a) <input type="checkbox"/> | (a) <input type="checkbox"/> | (a) <input type="checkbox"/>  | (a) <input type="checkbox"/> | <b>We present policy recommendations</b>                    |
| (b) <input type="checkbox"/> | (b) <input type="checkbox"/> | (b) <input type="checkbox"/>  | (b) <input type="checkbox"/> | <b>We carry out paid contract work for them</b>             |
| (c) <input type="checkbox"/> | (c) <input type="checkbox"/> | (c) <input type="checkbox"/>  | (c) <input type="checkbox"/> | <b>We manage or plan events together</b>                    |
| (d) <input type="checkbox"/> | (d) <input type="checkbox"/> | (d) <input type="checkbox"/>  | (d) <input type="checkbox"/> | <b>We assist their decision making or drawing up budget</b> |
| (e) <input type="checkbox"/> | (e) <input type="checkbox"/> | (e) <input type="checkbox"/>  | (e) <input type="checkbox"/> | <b>We assist their policy implementation</b>                |
| (f) <input type="checkbox"/> | (f) <input type="checkbox"/> | (f) <input type="checkbox"/>  | (f) <input type="checkbox"/> | <b>We assist the government in other ways</b>               |

**Q26 Which of the following statements describes the relationship between interest groups/associations/unions and the government the best? (choose only one category)**

- (a)  Cooperate and exchange opinions on a equal footing
- (b)  Interest groups/associations/unions assist government agencies
- (c)  Government agencies assist interest groups/associations/unions
- (d)  No relationship

**Q27 Has your group received any of the following from the supervising government agency?**

- (a)  Request for project report
- (b)  Order to change activities
- (c)  Warning of rule violation
- (d)  Oral guidance
- (e)  Written guidance
- (f)  On-the-spot investigations
- (g)  Proposal on activities
- (h)  other .....

**Q28 How much would you agree to the following statements?**

	Strongly agree	agree	somewhat	disagree	Strongly disagree
(a) Interest groups/associations/unions and the government should cooperate on equal footing	(1) <input type="checkbox"/>	(2) <input type="checkbox"/>	(3) <input type="checkbox"/>	(4) <input type="checkbox"/>	(5) <input type="checkbox"/>
(b) Interest groups/associations/unions should support the implementation of government's policies	(1) <input type="checkbox"/>	(2) <input type="checkbox"/>	(3) <input type="checkbox"/>	(4) <input type="checkbox"/>	(5) <input type="checkbox"/>
(c) The government should assist Interest groups/associations/unions activities	(1) <input type="checkbox"/>	(2) <input type="checkbox"/>	(3) <input type="checkbox"/>	(4) <input type="checkbox"/>	(5) <input type="checkbox"/>
(d) The government should relax regulations on interest groups/associations/unions corporations should assist Interest groups/associations/unions activities	(1) <input type="checkbox"/>	(2) <input type="checkbox"/>	(3) <input type="checkbox"/>	(4) <input type="checkbox"/>	(5) <input type="checkbox"/>
(e) Interest groups/associations/unions area of activities should be expanded in the future	(1) <input type="checkbox"/>	(2) <input type="checkbox"/>	(3) <input type="checkbox"/>	(4) <input type="checkbox"/>	(5) <input type="checkbox"/>

**Q29 What would you say about the political influence of the group?**

- (1)  very high
- (2)  high
- (3)  little
- (4)  very little
- (5)  none

**Q30 How satisfied is your group with policies of national/local governments?**

	very satisfied	satisfied	somewhat	dissatisfied	not at all
(a) national politics in general	(1) <input type="checkbox"/>	(2) <input type="checkbox"/>	(3) <input type="checkbox"/>	(4) <input type="checkbox"/>	(0) <input type="checkbox"/>
(b) communal politics in general	(1) <input type="checkbox"/>	(2) <input type="checkbox"/>	(3) <input type="checkbox"/>	(4) <input type="checkbox"/>	(0) <input type="checkbox"/>
(c) national politics regarding the group	(1) <input type="checkbox"/>	(2) <input type="checkbox"/>	(3) <input type="checkbox"/>	(4) <input type="checkbox"/>	(0) <input type="checkbox"/>
(d) communal politics regarding the group	(1) <input type="checkbox"/>	(2) <input type="checkbox"/>	(3) <input type="checkbox"/>	(4) <input type="checkbox"/>	(0) <input type="checkbox"/>
(e) European politics in general	(1) <input type="checkbox"/>	(2) <input type="checkbox"/>	(3) <input type="checkbox"/>	(4) <input type="checkbox"/>	(0) <input type="checkbox"/>
(f) European politics regarding the group	(1) <input type="checkbox"/>	(2) <input type="checkbox"/>	(3) <input type="checkbox"/>	(4) <input type="checkbox"/>	(0) <input type="checkbox"/>

**Q31 In what policy making processes should interest groups/unions/associations generally be involved?**

- (a)  Policy decisions
- (b)  Drafting bills
- (c)  Enforcement of policies
- (d)  Evaluation of policies
- (e)  Should not get involved with policies

**Q32 Which of the following instruments does the organisation use to implement political demands? How often are these instruments used?**

	very often	often	sometimes	rarely	never
(a) collection of signatures	(1) <input type="checkbox"/>	(2) <input type="checkbox"/>	(3) <input type="checkbox"/>	(4) <input type="checkbox"/>	(5) <input type="checkbox"/>
(b) demonstrations	(1) <input type="checkbox"/>	(2) <input type="checkbox"/>	(3) <input type="checkbox"/>	(4) <input type="checkbox"/>	(5) <input type="checkbox"/>
(c) Public comment	(1) <input type="checkbox"/>	(2) <input type="checkbox"/>	(3) <input type="checkbox"/>	(4) <input type="checkbox"/>	(5) <input type="checkbox"/>
(d) Building of action alliances	(1) <input type="checkbox"/>	(2) <input type="checkbox"/>	(3) <input type="checkbox"/>	(4) <input type="checkbox"/>	(5) <input type="checkbox"/>
(e) awareness training (road show, internet, pamphlets, e.g.)	(1) <input type="checkbox"/>	(2) <input type="checkbox"/>	(3) <input type="checkbox"/>	(4) <input type="checkbox"/>	(5) <input type="checkbox"/>
(f) engage regional media	(1) <input type="checkbox"/>	(2) <input type="checkbox"/>	(3) <input type="checkbox"/>	(4) <input type="checkbox"/>	(5) <input type="checkbox"/>
(g) engage supra-regional media	(1) <input type="checkbox"/>	(2) <input type="checkbox"/>	(3) <input type="checkbox"/>	(4) <input type="checkbox"/>	(5) <input type="checkbox"/>
(h) Send to expert advisory board	(1) <input type="checkbox"/>	(2) <input type="checkbox"/>	(3) <input type="checkbox"/>	(4) <input type="checkbox"/>	(5) <input type="checkbox"/>
(i) petition to the local government	(1) <input type="checkbox"/>	(2) <input type="checkbox"/>	(3) <input type="checkbox"/>	(4) <input type="checkbox"/>	(5) <input type="checkbox"/>
(j) petition to the city council	(1) <input type="checkbox"/>	(2) <input type="checkbox"/>	(3) <input type="checkbox"/>	(4) <input type="checkbox"/>	(5) <input type="checkbox"/>
(k) petition to the mayor	(1) <input type="checkbox"/>	(2) <input type="checkbox"/>	(3) <input type="checkbox"/>	(4) <input type="checkbox"/>	(5) <input type="checkbox"/>
(l) petition to the Federal State authority	(1) <input type="checkbox"/>	(2) <input type="checkbox"/>	(3) <input type="checkbox"/>	(4) <input type="checkbox"/>	(5) <input type="checkbox"/>
(m) Member of Parliament	(1) <input type="checkbox"/>	(2) <input type="checkbox"/>	(3) <input type="checkbox"/>	(4) <input type="checkbox"/>	(5) <input type="checkbox"/>
(n) petition to the Supreme Federal authority	(1) <input type="checkbox"/>	(2) <input type="checkbox"/>	(3) <input type="checkbox"/>	(4) <input type="checkbox"/>	(5) <input type="checkbox"/>
(o) petition to the Members of the Bundestag	(1) <input type="checkbox"/>	(2) <input type="checkbox"/>	(3) <input type="checkbox"/>	(4) <input type="checkbox"/>	(5) <input type="checkbox"/>
(p) petition to the Federal Chancellor	(1) <input type="checkbox"/>	(2) <input type="checkbox"/>	(3) <input type="checkbox"/>	(4) <input type="checkbox"/>	(5) <input type="checkbox"/>
(q) petition to EU Parliament	(1) <input type="checkbox"/>	(2) <input type="checkbox"/>	(3) <input type="checkbox"/>	(4) <input type="checkbox"/>	(5) <input type="checkbox"/>
(r) petition to members of EU Parliament	(1) <input type="checkbox"/>	(2) <input type="checkbox"/>	(3) <input type="checkbox"/>	(4) <input type="checkbox"/>	(5) <input type="checkbox"/>
(s) others .....	(1) <input type="checkbox"/>	(2) <input type="checkbox"/>	(3) <input type="checkbox"/>	(4) <input type="checkbox"/>	(5) <input type="checkbox"/>

**Q33 How often is the organization integrated in political decisions and its implementation? Please decide for the following levels.**

	very often	often	sometimes	rarely	never
(a) At the local level					
(b) At the federal state level	(1) <input type="checkbox"/>	(2) <input type="checkbox"/>	(3) <input type="checkbox"/>	(4) <input type="checkbox"/>	(5) <input type="checkbox"/>
(c) At the federal level	(1) <input type="checkbox"/>	(2) <input type="checkbox"/>	(3) <input type="checkbox"/>	(4) <input type="checkbox"/>	(5) <input type="checkbox"/>
(d) At the EU level	(1) <input type="checkbox"/>	(2) <input type="checkbox"/>	(3) <input type="checkbox"/>	(4) <input type="checkbox"/>	(5) <input type="checkbox"/>

**Q34 How often was the organization in the past (about 10 years ago) integrated in political decisions and its implementation? Please give answer for the following levels.**

- (0)  The organisation did not exist at that time/I was not a fellow yet.
- |                                       | very often                   | often                        | sometimes                    | rarely                       | never                        |
|---------------------------------------|------------------------------|------------------------------|------------------------------|------------------------------|------------------------------|
| (a) <b>At the local level</b>         |                              |                              |                              |                              |                              |
| (b) <b>At the federal state level</b> | (1) <input type="checkbox"/> | (2) <input type="checkbox"/> | (3) <input type="checkbox"/> | (4) <input type="checkbox"/> | (5) <input type="checkbox"/> |
| (c) <b>At the federal level</b>       | (1) <input type="checkbox"/> | (2) <input type="checkbox"/> | (3) <input type="checkbox"/> | (4) <input type="checkbox"/> | (5) <input type="checkbox"/> |
| (d) <b>At the EU level</b>            | (1) <input type="checkbox"/> | (2) <input type="checkbox"/> | (3) <input type="checkbox"/> | (4) <input type="checkbox"/> | (5) <input type="checkbox"/> |

**Q35 Could the group influence political decisions?**

- |                                       |                                  |                                 |
|---------------------------------------|----------------------------------|---------------------------------|
| (a) <b>At the local level</b>         | (1) <input type="checkbox"/> yes | (2) <input type="checkbox"/> no |
| (b) <b>At the federal state level</b> | (1) <input type="checkbox"/> yes | (2) <input type="checkbox"/> no |
| (c) <b>At the federal level</b>       | (1) <input type="checkbox"/> yes | (2) <input type="checkbox"/> no |
| (d) <b>At the EU level</b>            | (1) <input type="checkbox"/> yes | (2) <input type="checkbox"/> no |

**Q36 To which extend does the organisation trust the following institutions that they represent the interests of the organisation?**

- |                                               | very high                    | high                         | little                       | very little                  | not at all                   |
|-----------------------------------------------|------------------------------|------------------------------|------------------------------|------------------------------|------------------------------|
| (a) <b>Citizen</b>                            | (1) <input type="checkbox"/> | (2) <input type="checkbox"/> | (3) <input type="checkbox"/> | (4) <input type="checkbox"/> | (5) <input type="checkbox"/> |
| (b) <b>Other civil society organisations</b>  | (1) <input type="checkbox"/> | (2) <input type="checkbox"/> | (3) <input type="checkbox"/> | (4) <input type="checkbox"/> | (5) <input type="checkbox"/> |
| (c) <b>Regional Media</b>                     | (1) <input type="checkbox"/> | (2) <input type="checkbox"/> | (3) <input type="checkbox"/> | (4) <input type="checkbox"/> | (5) <input type="checkbox"/> |
| (d) <b>Supra-regional Media</b>               | (1) <input type="checkbox"/> | (2) <input type="checkbox"/> | (3) <input type="checkbox"/> | (4) <input type="checkbox"/> | (5) <input type="checkbox"/> |
| (e) <b>Local government</b>                   | (1) <input type="checkbox"/> | (2) <input type="checkbox"/> | (3) <input type="checkbox"/> | (4) <input type="checkbox"/> | (5) <input type="checkbox"/> |
| (f) <b>City council</b>                       | (1) <input type="checkbox"/> | (2) <input type="checkbox"/> | (3) <input type="checkbox"/> | (4) <input type="checkbox"/> | (5) <input type="checkbox"/> |
| (g) <b>Mayor</b>                              | (1) <input type="checkbox"/> | (2) <input type="checkbox"/> | (3) <input type="checkbox"/> | (4) <input type="checkbox"/> | (5) <input type="checkbox"/> |
| (h) <b>Federal State authority</b>            | (1) <input type="checkbox"/> | (2) <input type="checkbox"/> | (3) <input type="checkbox"/> | (4) <input type="checkbox"/> | (5) <input type="checkbox"/> |
| (i) <b>Members of Parliament</b>              | (1) <input type="checkbox"/> | (2) <input type="checkbox"/> | (3) <input type="checkbox"/> | (4) <input type="checkbox"/> | (5) <input type="checkbox"/> |
| (j) <b>Supreme Federal authority</b>          | (1) <input type="checkbox"/> | (2) <input type="checkbox"/> | (3) <input type="checkbox"/> | (4) <input type="checkbox"/> | (5) <input type="checkbox"/> |
| (k) <b>Members of the Bundestag</b>           | (1) <input type="checkbox"/> | (2) <input type="checkbox"/> | (3) <input type="checkbox"/> | (4) <input type="checkbox"/> | (5) <input type="checkbox"/> |
| (l) <b>Federal Chancellor</b>                 | (1) <input type="checkbox"/> | (2) <input type="checkbox"/> | (3) <input type="checkbox"/> | (4) <input type="checkbox"/> | (5) <input type="checkbox"/> |
| (m) <b>The European Parliament</b>            | (1) <input type="checkbox"/> | (2) <input type="checkbox"/> | (3) <input type="checkbox"/> | (4) <input type="checkbox"/> | (5) <input type="checkbox"/> |
| (n) <b>Members of the European Parliament</b> | (1) <input type="checkbox"/> | (2) <input type="checkbox"/> | (3) <input type="checkbox"/> | (4) <input type="checkbox"/> | (5) <input type="checkbox"/> |
| (o) <b>Political Parties</b>                  | (1) <input type="checkbox"/> | (2) <input type="checkbox"/> | (3) <input type="checkbox"/> | (4) <input type="checkbox"/> | (5) <input type="checkbox"/> |
| (p) <b>Scientists/experts</b>                 | (1) <input type="checkbox"/> | (2) <input type="checkbox"/> | (3) <input type="checkbox"/> | (4) <input type="checkbox"/> | (5) <input type="checkbox"/> |
| (q) <b>Enterprises</b>                        | (1) <input type="checkbox"/> | (2) <input type="checkbox"/> | (3) <input type="checkbox"/> | (4) <input type="checkbox"/> | (5) <input type="checkbox"/> |
| (r) <b>Others.....</b>                        | (1) <input type="checkbox"/> | (2) <input type="checkbox"/> | (3) <input type="checkbox"/> | (4) <input type="checkbox"/> | (5) <input type="checkbox"/> |

**Q37 To which extent did the organisation trust the following institutions that they represent the interests of the organisation in the past (about 10 years ago)?**

(0)  The organisation did not exist at that time/I was not a fellow yet.

	very high	high	little	very little	not at all
(a) <b>Citizen</b>	(1) <input type="checkbox"/>	(2) <input type="checkbox"/>	(3) <input type="checkbox"/>	(4) <input type="checkbox"/>	(5) <input type="checkbox"/>
(b) <b>Other civil society organisations</b>	(1) <input type="checkbox"/>	(2) <input type="checkbox"/>	(3) <input type="checkbox"/>	(4) <input type="checkbox"/>	(5) <input type="checkbox"/>
(c) <b>Regional Media</b>	(1) <input type="checkbox"/>	(2) <input type="checkbox"/>	(3) <input type="checkbox"/>	(4) <input type="checkbox"/>	(5) <input type="checkbox"/>
(d) <b>Supra-regional Media</b>	(1) <input type="checkbox"/>	(2) <input type="checkbox"/>	(3) <input type="checkbox"/>	(4) <input type="checkbox"/>	(5) <input type="checkbox"/>
(e) <b>Local government</b>	(1) <input type="checkbox"/>	(2) <input type="checkbox"/>	(3) <input type="checkbox"/>	(4) <input type="checkbox"/>	(5) <input type="checkbox"/>
(f) <b>City council</b>	(1) <input type="checkbox"/>	(2) <input type="checkbox"/>	(3) <input type="checkbox"/>	(4) <input type="checkbox"/>	(5) <input type="checkbox"/>
(g) <b>Mayor</b>	(1) <input type="checkbox"/>	(2) <input type="checkbox"/>	(3) <input type="checkbox"/>	(4) <input type="checkbox"/>	(5) <input type="checkbox"/>
(h) <b>Federal State authority</b>	(1) <input type="checkbox"/>	(2) <input type="checkbox"/>	(3) <input type="checkbox"/>	(4) <input type="checkbox"/>	(5) <input type="checkbox"/>
(i) <b>Members of Parliament</b>	(1) <input type="checkbox"/>	(2) <input type="checkbox"/>	(3) <input type="checkbox"/>	(4) <input type="checkbox"/>	(5) <input type="checkbox"/>
(j) <b>Supreme Federal authority</b>	(1) <input type="checkbox"/>	(2) <input type="checkbox"/>	(3) <input type="checkbox"/>	(4) <input type="checkbox"/>	(5) <input type="checkbox"/>
(k) <b>Members of the Bundestag</b>	(1) <input type="checkbox"/>	(2) <input type="checkbox"/>	(3) <input type="checkbox"/>	(4) <input type="checkbox"/>	(5) <input type="checkbox"/>
(l) <b>Federal Chancellor</b>	(1) <input type="checkbox"/>	(2) <input type="checkbox"/>	(3) <input type="checkbox"/>	(4) <input type="checkbox"/>	(5) <input type="checkbox"/>
(m) <b>The European Parliament</b>	(1) <input type="checkbox"/>	(2) <input type="checkbox"/>	(3) <input type="checkbox"/>	(4) <input type="checkbox"/>	(5) <input type="checkbox"/>
(n) <b>Members of the European Parliament</b>	(1) <input type="checkbox"/>	(2) <input type="checkbox"/>	(3) <input type="checkbox"/>	(4) <input type="checkbox"/>	(5) <input type="checkbox"/>
(o) <b>Political Parties</b>	(1) <input type="checkbox"/>	(2) <input type="checkbox"/>	(3) <input type="checkbox"/>	(4) <input type="checkbox"/>	(5) <input type="checkbox"/>
(p) <b>Scientists/experts</b>	(1) <input type="checkbox"/>	(2) <input type="checkbox"/>	(3) <input type="checkbox"/>	(4) <input type="checkbox"/>	(5) <input type="checkbox"/>
(q) <b>Enterprises</b>	(1) <input type="checkbox"/>	(2) <input type="checkbox"/>	(3) <input type="checkbox"/>	(4) <input type="checkbox"/>	(5) <input type="checkbox"/>
(r) <b>Others.....</b>	(1) <input type="checkbox"/>	(2) <input type="checkbox"/>	(3) <input type="checkbox"/>	(4) <input type="checkbox"/>	(5) <input type="checkbox"/>

**Q38 How would you describe the relationship to the following institutions/persons?**

	no relationship	many conflicts	conflicts	neutral	harmonically	very harmonically
(a) <b>Citizen</b>	(0) <input type="checkbox"/>	(1) <input type="checkbox"/>	(2) <input type="checkbox"/>	(3) <input type="checkbox"/>	(4) <input type="checkbox"/>	(5) <input type="checkbox"/>
(b) <b>Other civil society organisations</b>	(0) <input type="checkbox"/>	(1) <input type="checkbox"/>	(2) <input type="checkbox"/>	(3) <input type="checkbox"/>	(4) <input type="checkbox"/>	(5) <input type="checkbox"/>
(c) <b>Regional Media</b>	(0) <input type="checkbox"/>	(1) <input type="checkbox"/>	(2) <input type="checkbox"/>	(3) <input type="checkbox"/>	(4) <input type="checkbox"/>	(5) <input type="checkbox"/>
(d) <b>Supra-regional Media</b>	(0) <input type="checkbox"/>	(1) <input type="checkbox"/>	(2) <input type="checkbox"/>	(3) <input type="checkbox"/>	(4) <input type="checkbox"/>	(5) <input type="checkbox"/>
(e) <b>Religious associations</b>	(0) <input type="checkbox"/>	(1) <input type="checkbox"/>	(2) <input type="checkbox"/>	(3) <input type="checkbox"/>	(4) <input type="checkbox"/>	(5) <input type="checkbox"/>
(f) <b>Local government</b>	(0) <input type="checkbox"/>	(1) <input type="checkbox"/>	(2) <input type="checkbox"/>	(3) <input type="checkbox"/>	(4) <input type="checkbox"/>	(5) <input type="checkbox"/>
(g) <b>City council</b>	(0) <input type="checkbox"/>	(1) <input type="checkbox"/>	(2) <input type="checkbox"/>	(3) <input type="checkbox"/>	(4) <input type="checkbox"/>	(5) <input type="checkbox"/>
(h) <b>Mayor</b>	(0) <input type="checkbox"/>	(1) <input type="checkbox"/>	(2) <input type="checkbox"/>	(3) <input type="checkbox"/>	(4) <input type="checkbox"/>	(5) <input type="checkbox"/>
(i) <b>Federal State authorities</b>	(0) <input type="checkbox"/>	(1) <input type="checkbox"/>	(2) <input type="checkbox"/>	(3) <input type="checkbox"/>	(4) <input type="checkbox"/>	(5) <input type="checkbox"/>
(j) <b>Members of Parliament</b>	(0) <input type="checkbox"/>	(1) <input type="checkbox"/>	(2) <input type="checkbox"/>	(3) <input type="checkbox"/>	(4) <input type="checkbox"/>	(5) <input type="checkbox"/>
(k) <b>Supreme Federal authority</b>	(0) <input type="checkbox"/>	(1) <input type="checkbox"/>	(2) <input type="checkbox"/>	(3) <input type="checkbox"/>	(4) <input type="checkbox"/>	(5) <input type="checkbox"/>
(l) <b>Members of the Bundestag</b>	(0) <input type="checkbox"/>	(1) <input type="checkbox"/>	(2) <input type="checkbox"/>	(3) <input type="checkbox"/>	(4) <input type="checkbox"/>	(5) <input type="checkbox"/>
(m) <b>Federal Chancellor</b>	(0) <input type="checkbox"/>	(1) <input type="checkbox"/>	(2) <input type="checkbox"/>	(3) <input type="checkbox"/>	(4) <input type="checkbox"/>	(5) <input type="checkbox"/>
(n) <b>Members of the European Parliament</b>	(0) <input type="checkbox"/>	(1) <input type="checkbox"/>	(2) <input type="checkbox"/>	(3) <input type="checkbox"/>	(4) <input type="checkbox"/>	(5) <input type="checkbox"/>
(o) <b>European Parliament</b>	(0) <input type="checkbox"/>	(1) <input type="checkbox"/>	(2) <input type="checkbox"/>	(3) <input type="checkbox"/>	(4) <input type="checkbox"/>	(5) <input type="checkbox"/>
(p) <b>Employee association</b>	(0) <input type="checkbox"/>	(1) <input type="checkbox"/>	(2) <input type="checkbox"/>	(3) <input type="checkbox"/>	(4) <input type="checkbox"/>	(5) <input type="checkbox"/>
(q) <b>Economic/trade association</b>	(0) <input type="checkbox"/>	(1) <input type="checkbox"/>	(2) <input type="checkbox"/>	(3) <input type="checkbox"/>	(4) <input type="checkbox"/>	(5) <input type="checkbox"/>
(r) <b>Charity/social welfare association</b>	(0) <input type="checkbox"/>	(1) <input type="checkbox"/>	(2) <input type="checkbox"/>	(3) <input type="checkbox"/>	(4) <input type="checkbox"/>	(5) <input type="checkbox"/>
(s) <b>Police</b>	(0) <input type="checkbox"/>	(1) <input type="checkbox"/>	(2) <input type="checkbox"/>	(3) <input type="checkbox"/>	(4) <input type="checkbox"/>	(5) <input type="checkbox"/>
(t) <b>Political Parties</b>	(0) <input type="checkbox"/>	(1) <input type="checkbox"/>	(2) <input type="checkbox"/>	(3) <input type="checkbox"/>	(4) <input type="checkbox"/>	(5) <input type="checkbox"/>
(u) <b>Enterprises</b>	(0) <input type="checkbox"/>	(1) <input type="checkbox"/>	(2) <input type="checkbox"/>	(3) <input type="checkbox"/>	(4) <input type="checkbox"/>	(5) <input type="checkbox"/>

(v) **Others**..... (0)  (1)  (2)  (3)  (4)  (5)

**Q39 Who did fill in the questionnaire (position in the group)?**

- (1)  **chairman**
- (2)  **board member**
- (3)  **administrator**
- (4)  **treasurer**
- (5)  **secretary**
- (6)  **member**
- (7)  **others**.....

\*\*\*\*\*

**Thank you very much for your cooperation!**





---

## IV. 付録



Gesine Foljanty-Jost / Susanne Graul  
Martin-Luther-Universität Halle - Wittenberg  
Institut für Politikwissenschaft und Japanologie

## **Research Report**

# **Neighborhood organizations in Germany: present state from a comparative perspective**

Halle, February 1 st 2008



# Content

Introduction	165
1. The history of Neighborhood organizations in Germany	166
2. The development of Neighborhood organizations after 1945	167
2.1 Neighborhood organizations in former GDR	168
2.2 Neighborhood organizations in former West Germany	170
3. Neighborhood organizations and civil society	172
4. Citizen's engagement in local neighborhoods	178
4.1 Nachbarschaftsvereine / Neighborhood organizations	179
- Case 1: "Club 74 – Nachbarschaftszentrum Hellersdorf e.V."	180
- Case 2: Neighborhood self-administration in cooperatives	181
4.2 Neighborhood management	183
5. Conclusion	186



## Introduction

In Germany the notion of neighborhood association – Jap. *Chônai-kai* – is unknown. However, the management of local affairs by citizens has a long tradition in Germany like in Japan. Function and public acceptance have changed according to political and societal developments over time, with a crucial interruption of tradition in 1945.

This paper is to explore the present state of neighborhood organizations and neighborhood management in Germany. We will employ the term „neighborhood organization” in contrast to the term „neighborhood association“ which is the official English translation of *chien dantai* or *chônai-kai* in Japanese to indicate the difference of both in terms of legal status.

The paper will start with an overview of the development of neighborhood organizations in this country. We will then proceed to a description of various types of organizations, which partly fulfill similar function than Japanese neighborhood associations. In the conclusion we will discuss the function of these organizations for local administration and will relate the results to the Japanese experience of neighborhood associations.

The report will come to the conclusion that with regard to the structure and the legal status, German neighborhood associations may not be compared with Japanese *chônai-kai* or *chien dantai*. Organizations are ruled by the same legal provisions than non-profit associations. However with regard to their function German neighborhood organizations at least partly fulfill similar functions than Japanese *chien dantai*. They serve as a locus for direct involvement of residents in local affairs, they play a vivid role in the field of mutual neighborhood support, and they might be considered as a field for political training as citizens and formation of social capital.

## 1. The History of Neighborhood organizations in Germany

The system of unionized and self-organized neighborhoods based on the establishment of the Toynbee-Hall in London (1884) and the Hull House in Chicago (1889). The basic conception was that social-minded graduates live together with members of lower classes in poor districts to develop social settlements and networks of support in any situation. In 1901 the German professor Classen obsessed by this idea was the founder of the first German „*Volkshheim*“ (Neighborhood centre) in Hamburg.

Protestant pastor Friedrich Siegmund-Schulze founded the second important institution in 1911. He gave up his pastorate and moved to a working-class district in Berlin to establish the SAG (*Soziale Arbeitsgemeinschaft Berlin-Ost*). He devoted himself to public welfare and education, integration of working-class members into society and the overcoming of class differences. With the increase of labor unions and social democratic engagement in social affairs until 1925 a lot of similar institutions were set up in course of time all over Germany. Especially in urban areas these institutions merged to the „German Union of Neighborhood Settlements“ (*Deutsche Vereinigung der Nachbarschaftssiedlungen*). What they had in common was the combination of the Christian ideals of charity and responsibility for the poor and underprivileged parts of society and the early social-democratic ideals of improving living conditions for the working class and securing social justice ([http://stz.spinnenwerk.de/stz.asp?client=stz&cat1id=23&cat2id=250&cat3id=2\\_54](http://stz.spinnenwerk.de/stz.asp?client=stz&cat1id=23&cat2id=250&cat3id=2_54), 11.1.2008).

These initial stages of neighborhood networks disappeared under pressure of Hitler's totalitarian system. The private and the public sphere fused to a dense web of social surveillance and denunciation. In this context the so-called blockwart-system became an important instrument to combine social control and neighborhood support. The term „*Blockwart*“ consists of the German term “block” with means an urban block of flats, while the term “wart” in German refers to somebody who has responsibility for something. In 1933 the term came into use instead of the formal term „*Blockleiter*“ (block leader). It described the lowest position in the functional hierarchy of NSDAP (National Socialist German Workers` Party) and its mass organizations. According to Thamer at the estimate there were about 200.000 block leaders in 1935.

A block leader and his staff of voluntary assistants were responsible for 40-60



households and their tasks were all embracing. In the role of a political leader the block leader had to canvass for NSDAP and linked organizations, to collect donations for the so-called „*Winterhilfswerk*“, a relief organization providing clothes, fuel or food for needy. He kept a standardized household register, worked on personal profiles of the people in the “Block”. Last but not least the “Blockwart” served as the contact man in cases of denunciation. To enforce racial ideology the block leader was obliged to work in compliance with race laws, had to provide reports on so-called „*Judenfreunde*“ (friends of Jewish people) to authorities and register Jewish flats and possessions. As „manager“ of the inner front he organized air-raid protection, the distribution of ration cards for daily goods like clothes and food and the support of widows and war-orphans. They were in charge with the mobilization and organization of the so-called „*Volkssturm*“ in the final period of the end of the war (Reuband 2001).

It was because of the social and political control functions of neighborhood organizations (Block) and it’s function of indoctrination and political manipulation of the German population from below, that after 1945 the abolition of the blockwart-system has been one of the immediate reform steps for the build-up of a „new“ Germany.

## **2. The development of Neighborhood organizations after 1945**

It has been because of the crucial experience with neighborhood organizations during the Nazi era that after the defeat neighborhood organizations were not revitalized. However due to urbanization and internal migration, the need for some kind of neighborhood- based organization remained on the political agenda. Due to the division of the country into the German Democratic Republic (GDR) and the German Federal Republic (GFR) for the next 40 years the development and implementation of neighborhood organizations had been strongly shaped by differences in the political system and the political culture of both parts of the country.

## 2.1 Neighborhood organizations in former GDR

In former GDR the rise of communists and socialists to power paved the way for a political agenda, which gave high priority to the principles of social equality and solidarity. With the consolidation of the socialistic way of life and collective relationships in any sphere of human existence including neighborhood, intact social networks were considered as a profound precondition for the implementation of socialistic values and ideals. Neighborhood collectives came into the focus as an important means of creating political consciousness and identification with the socialistic system. However another reason for the creation of neighborhood organizations as a part of housing policy was the permanent lack of goods and materials. This made it necessary to approach the people in the very neighborhoods in order to secure their cooperation and acceptance. Today especially the community collectives which were founded since the early 1960ies in the new socialistic housing blocks in urban areas, are often described with nostalgically transformed undertones. According to interviews we took in the city of Dessau in January 2008, these neighborhood collectives were appreciated as organization of neighbors with a high level of stability, solidarity, human warmth and community-mindedness<sup>1</sup>.

In urban areas the private ownership of land and living space was usually abolished. The state was responsible for the allocation of housing, the regulation of rents, and the management of neighborhoods. Especially young families, families with many children, and single mothers or fathers of the so-called working class enjoyed special privileges with regard to the provision and size of living space. The results were rather homogeneous neighborhoods with regard to age groups, family status, parenthood, profession, and income. They had a high sustainability because of permanent housing shortage. These neighborhoods serves as an ideal breeding ground for lasting neighborly networks with strong mutual ties of solidarity and support, and social integration. District committees of the leading Socialist Party encouraged them to organize socialistic neighborhood collectives.

The so-called „*Hausvertrauensmann*“ (spokesman of block community), the head

---

<sup>1</sup> The social history of former GDR is still unwritten. There are still only partial analysis of social phenomena in East Germany. We therefore rely on interviews with citizens who experienced neighborhood management under the conditions of the socialist centralism.

of a neighborhood collective had to keep the block register in which information about each inhabitant were listed, like name, date of birth, date of moving in and out, contacts to capitalistic visitors and deviant behavior. According to block size a staff of volunteers was formed to take responsibility for organizing public or fire safety, finances, youth work, recycling, district festivals, arbitration tribunal or engagement for the Socialist Party. In accordance with the new socialistic conception of men each neighborhood block had to participate in so-called „*Aufbaustunden*“ (local public benefit services) for improving the local infrastructure and the conditions of life. Especially the mass organization „*Nationale Front*“ (The National Front) was a driving force for promoting neighborhood initiatives in scaled campaigns like „*Mach mit! – Schöner unsere Städte und Gemeinden*“ (“Join hands – let’s make our cities and communities more beautiful”). Neighborhood initiatives with more than average engagement were eligible for becoming the country’s “best socialist neighborhood community” („*Vorbildliche sozialistische Hausgemeinschaft*“).

There is no doubt that concept of the socialist neighborhood community describes an ideal of socialistic living together. In reality not all block communities were organized to the same extent and it depended entirely on the involved persons how far attachment and commitment towards the neighborhood was created by their activities. In contrast, in rural areas the implementation of state-managed neighborhood networks was nearly impossible because of the continuity of traditional forms and mechanism of neighborhood networks and social control.

In any way we can conclude that while the goals and implementation of neighborhood organizations in former GDR were state-controlled and object to state surveillance, for the people in the neighborhoods they served as an important means for mutual help, solidarity, and social commitment, which can be observed in some former GDR cities until today and is mostly positive evaluated by those with personal experience.

## 2.2 Neighborhood organizations in former West Germany

In contrast the postwar history of neighborhood organization in West Germany can be reconstructed due to self-descriptions of civil associations concerned with neighborhood issues. Interestingly neighborhood organization is not in the focus of social scientific research until today even though research on citizens' participation and involvement in community affairs is well developed.

First experiences with mutual aid initiatives in neighborhoods date back into the early postwar years. They can be considered as a reaction to social disintegration and poverty due to the years of war. Early organizations started directly after the war to support war victims and their families in local community centers. As early as in 1951 the "German Association of Community Centers" (*Verband Deutscher Nachbarschaftsheime*) was founded. This indicated the institutionalization of community centers and a shift from individual support and social aid to an orientation towards collective interests and networking between the existing local community centers. Up to this time the majority of community centers was located in West Berlin due to the extreme destruction of the city and the high level of poverty, but during the 1950ies activities were extended to many West German cities, combined with an increase in professionalization. The association served as an umbrella organization for neighborhood groups and offered a broad variety of services, which aimed at the education of democratic citizen. This implies not only training in democratic discourses but in mutual aid and solidarity as well. One of the most well known examples of these early activities is the introduction of meals on wheels. (<http://stz.spinnenwerk.de/stz.asp?client=stz&cat1id=23&cat2id=250&cat3id=254>, 25.1.2008)

The American influence had been strong in the early postwar years. Returnees from the US who introduced the American idea of social group work, often influenced activities of the community centers. American influence was especially strong among religious groups in the neighborhoods. These groups often dedicated themselves to charity projects in their local neighborhood. Typical for this kind of group is the „*In-meiner - Strasse e.V.*“ ('In-my-street association) in Berlin. Established by American Methodists in 1947 the group is serving as a network for religious groups in the neighborhood until today. It is providing social and religious services, is offering support

for self-support circles. Its goal is to improve local and individual life by strengthen religious activities. Groups of this type are strong in terms of resources, since they receive financial support from religious associations, but only those with a strong German religious tradition succeed in mobilization efforts.

During the 1960ies the co-emergence of economic growth and social problems invited a new impetus for neighborhood activities in terms of politization. Associations like "*Das Nachbarschaftsheim Charlottenburg e.V.*" (Community center Berlin Charlottenburg) is an example of new initiatives in the neighborhoods, which offered networking services for citizen's activities. Reorganized in 1970/71 the center is engaged in the improvement of living conditions in the neighborhood for those underprivileged and with a low educational background. Besides practical social support engagement of this kind of community centers more often than not aims at political emancipation and qualification for participation. (Rundbrief – Verband Deutscher Nachbarschaftsheime e.V. 1/78, pp. 38/39).

It was in the aftermath of the student's movement in the late 1960ies that civil engagement in the neighborhoods experienced a diversification. During the 1970ies and 1980ies we can observe a diversification of groups of citizens living in the same neighborhood. Besides traditional local associations of citizens mostly in the fields of local history (*Heimatvereine*), sports, and culture, new types of neighborhood - based initiatives came into existence like self-managed independent kindergartens, women's groups, and groups concerned with the support and integration of migrant workers. Many of these groups were embedded in the new social movements like the environmental movement, the women's movement, and the peace-movement, while the traditional local associations (German: *Vereine*) continued to play a leading role for the social integration in German communities.

After the reunification of Germany in 1989 neighborhoods experienced new challenges. In former GDR for the first time citizens enjoyed the freedom of speech and association. Former block collectives especially in urban districts transformed into non-profit associations (*Vereine*) for mutual aid in response to social insecurity and instability. Since the 1990ies the crisis of local finances and the challenges of demographic change have provided a new stimulus for local civic engagement. Neighborhoods have come under pressure due to the decrease of population,

unemployment, and juvenile delinquency. The engagement and participation in the management of neighborhoods have become a requirement for a citizen - friendly local administration.

### **3. Neighborhood organizations and civil society**

Today in Germany like in former West Germany until the reunification, in principle neighborhood organizations must be considered as part of civil society. From a legal point of view, neighborhood organizations in Germany are ruled by the so-called „*Vereinsrecht*“ (Law of civic association).

The Basic Law (*Grundgesetz*, constitution) of 1949 ensures the fundamental right of all German citizens to found associations: „*All Germans have the right to found associations and societies.*“ In addition to that, the Law of Association, grounded in the German Civil Code of 1900 (*Bürgerliches Gesetzbuch; BGB*), regulates the general rules of private associations. According to this an association is based on a contract among natural persons and this contract has to be formulated without any state interference, provided it doesn't violate existing rules and constitutionally defined moral or ethical principles.

The German Civil Code distinguishes strictly between registered and unregistered associations. To achieve a legal status endowed with its own legal rights, an association must have at least seven members, a statute, and an executive board and must be registered at the local or district court of jurisdiction (*Amtsgericht*). Then the incorporated association receives the status of a “registered association” (eingetragener Verein or the acronym „e.V.“), which most of the associations attach to their formal name (§ 55-79 BGB). Unregistered associations possess no legal status and board or members are personally liable (§ 54 BGB).

Among the registered associations the Civil Code distinguishes between two types of associations. Commercial associations are those, which strive for profit. In contrast non-profit associations (*Idealverein*) are those, which cover a broad variety of goals, especially goals with public benefit orientation. The public-benefit orientation in Germany is foremost a matter of taxation, regulated in the German Fiscal Code

(*Abgabenordnung; AO*). To obtain the „public benefit status“, the activities of registered as well as unregistered associations must have beneficial goals and effects on society, which might cover materialist, moralist, social or mental benefits. In the case that the local court acknowledges the benefit orientation, the association will be freed from tax payment.

In legal terms neighborhood organizations in Germany are ruled under the same legal provisions like any other association. Typically they are registered at the local court and are freed from taxation because of their shared goal to serve the community.

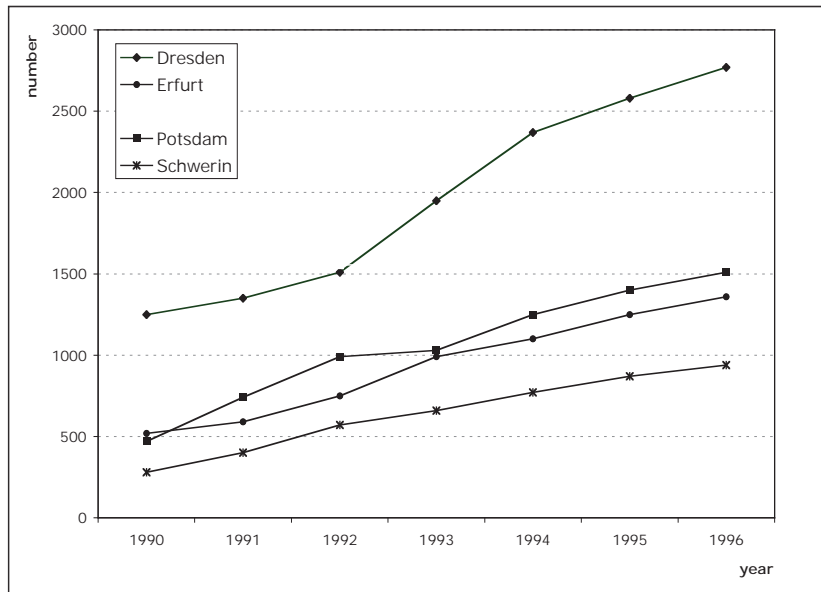
This has tremendous consequences for comparative research: because of the formal integration of neighborhood organizations into the register of all existing associations at the local courts it is not possible to isolate them for the purpose of taking empirical data. We therefore do not have statistical materials for neighborhood organizations in Germany, but have to consider them as part of civil society. This implies that by definition these organizations are characterized by self-determination of citizens, independence from public control, and structure of neighborhood engagement in local civil society. Since the early postwar era West Germany experienced a steady increase of citizens involvement in public affairs.

At the time of the reunification it became obvious that under the political and legal conditions of former GDR, membership in self-determined and independent citizens groups had not been strongly developed: in 1991 only 25% of all East German citizens were member of a civic association, while in West Germany the number was 48,4%. However in both parts of the country engagement in the local sports club was the typical field of local engagement (Anheier 1997: 65).

After the reunification especially in former GDR civil engagement increased tremendously both on the national and on the local level. Between 1990, the first year after the reunification, and 1996 the countries of former GDR experienced a boom of non-profit- associations especially in the fields of environmental protection, human rights, and charity engagement. However the majority of groups has been still active in the field of leisure, sport, and culture.

After 1996 the density of civil associations in four country capitals in former GDR reached the level of comparable cities of former West Germany (Pillar 1997: 108).

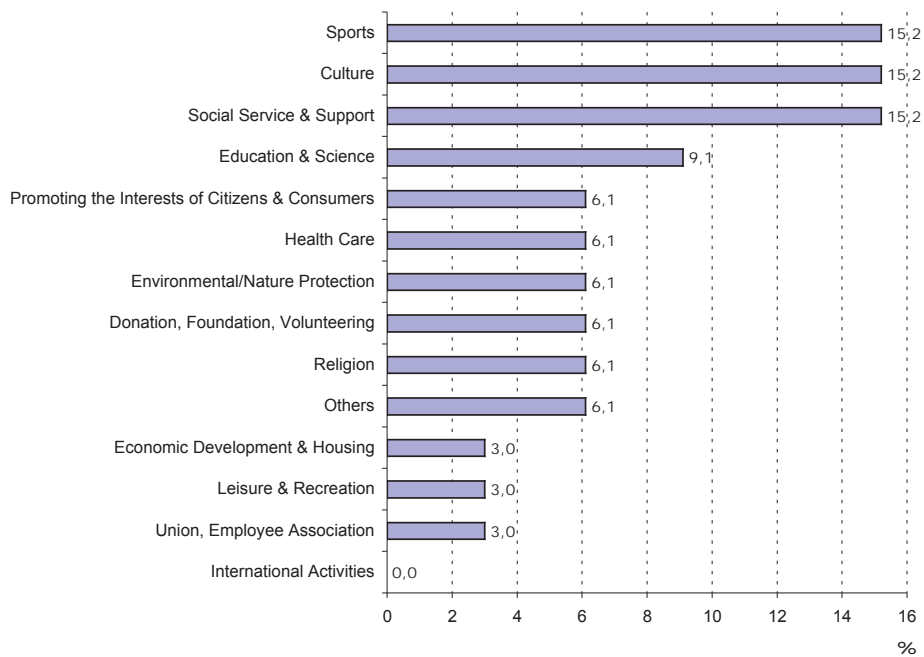
**Chart 1: Civil Associations in four Country Capitals in former GDR**



Source: Zimmer/Priller (2007): p. 69

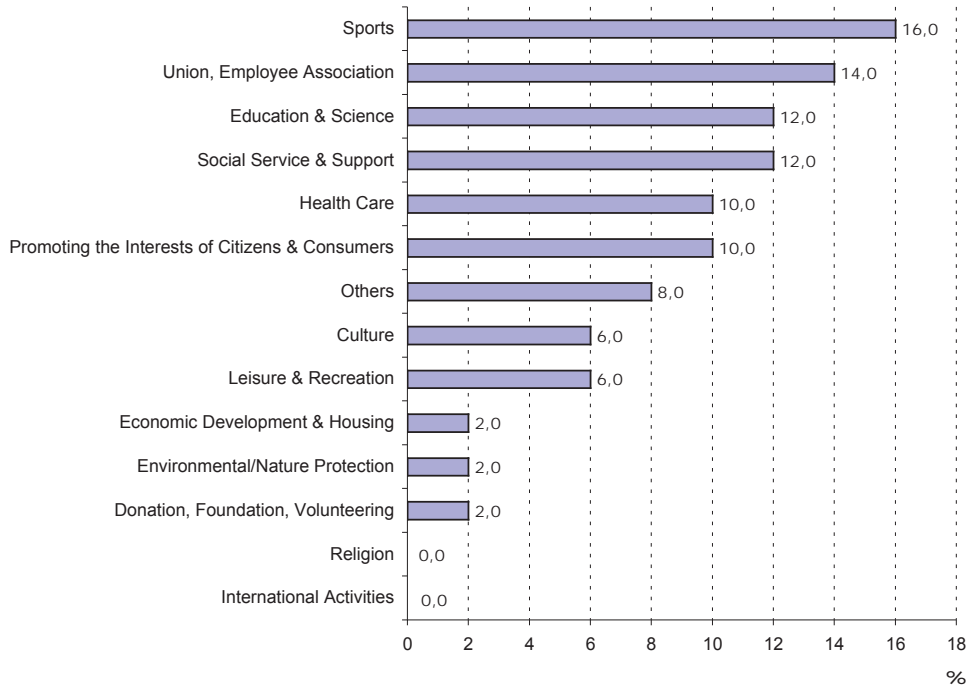
Today the total number of non-profit associations in a former GDR city of 250.000 inhabitants or so is not different from former West German cities anymore.

**Chart 2: Former West Germany: Heidelberg**

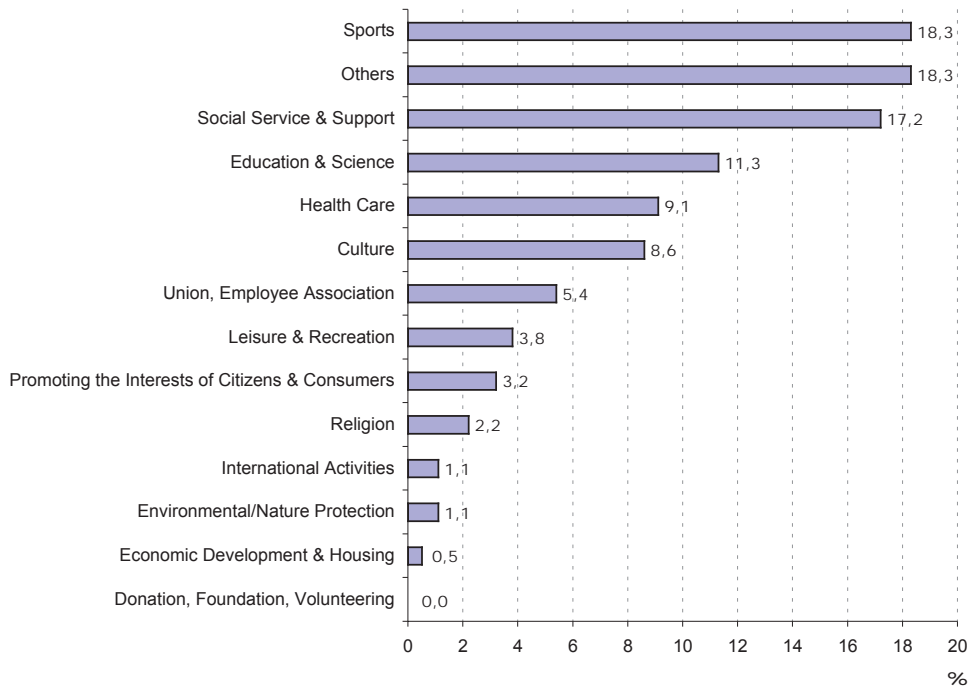




**Chart 3: Former GDR: Halle (Saale)**

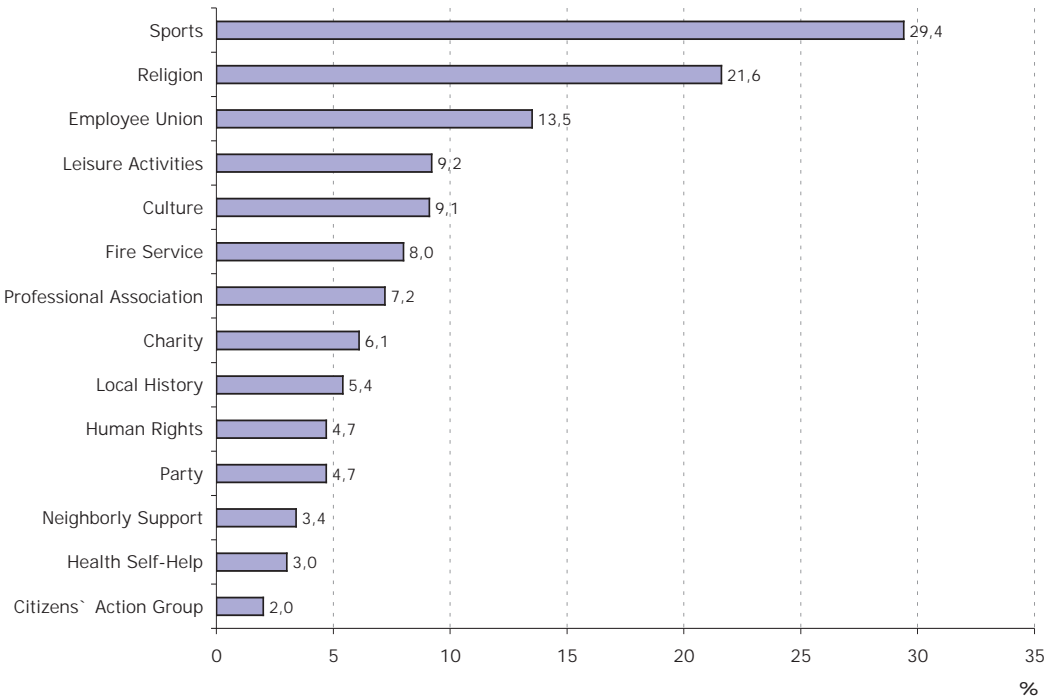


**Chart 4: Berlin**



To get a glimpse of the scope of neighborhood engagement we might consider them to appear statistically most frequently as non-profit civic associations in the fields of health care, social support, and education. However since most of local-based non-profit-associations fulfill various purposes, figures have to be handled with care. Besides the fields of activities mentioned above, only some surveys introduce the term „*Nachbarschaftshilfe*“ (mutual neighborhood support) as a specific category of non-profit activities. Data from Braun (2005:135), based on a representative, nation-wide survey in Germany in 2001, indicate that 3,4 % of citizens who have responded were engaged in neighborhood support associations (*Nachbarschaftshilfe*). The figure is low compared with sports (29,4%), religion (21,8%), and labor unions (13,5%). However if we assume that health care, cultural clubs, and *furusato* associations (*Heimatverein*) might include neighborhood activities as well and multiple responses are accepted, the percentage might be expected to be definitively higher.

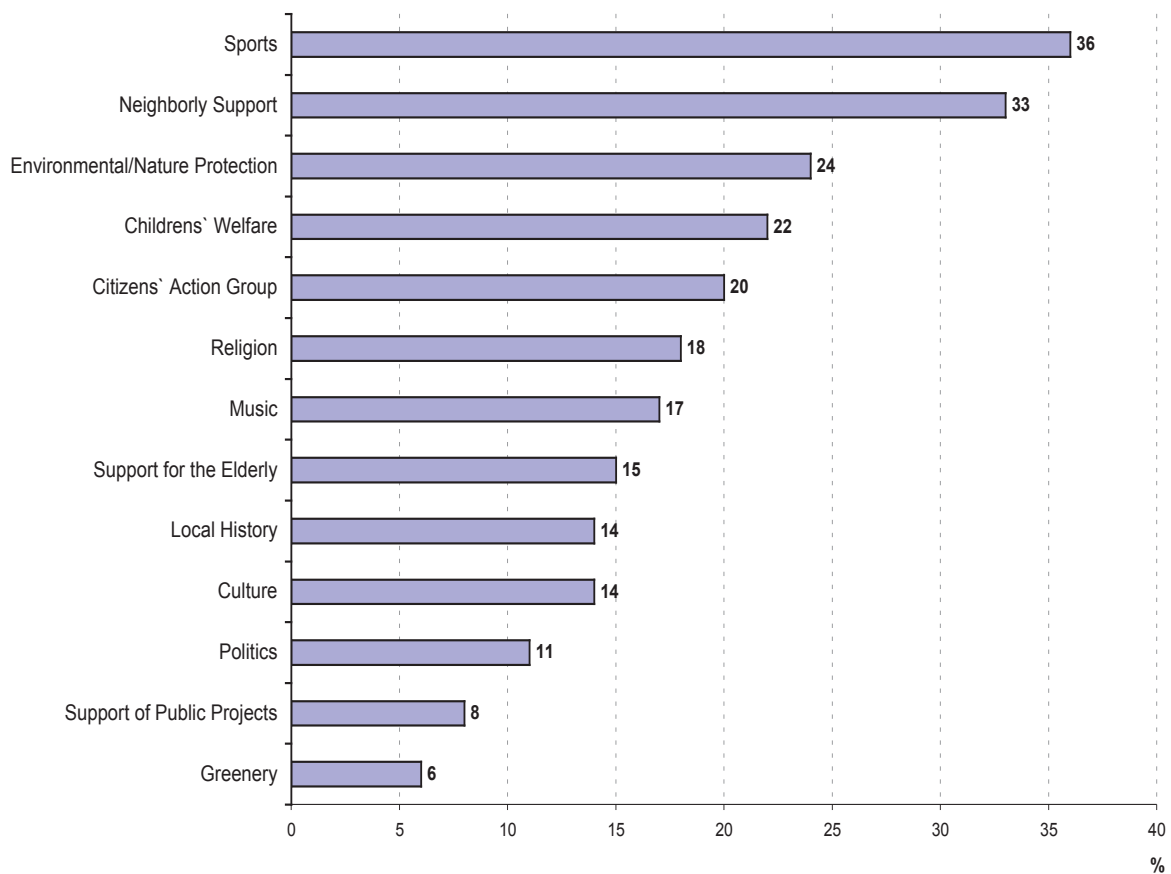
**Chart 5: Fields of Non-Profit Activities of German Associations**



**Source:** Braun 2005: 135

Another empirical research of Bogumil and Holtkamp (2003: 74) presents data from a comparative study of two German cities, the city of Arnsberg and the city of Schwäbisch Gmünd, which has been conducted in 2002. The average of neighborhood support associations (*Nachbarschaftshilfe*) in these two cities, which have had 77000 resp. 61000 inhabitants at the time of the survey, counts 33 percent. Only engagement in local sport clubs is higher (36%).

**Chart 6: Fields of Citizen's Engagement in two German Cities**



**Source:** Bogumil (2003), p. 74

#### 4. Citizen's engagement in local neighborhoods

Under the framework of identical legal arrangements today a broad variety of neighborhood organizations exist in Germany. One of the forerunners among local communities has been in former West Berlin. With the International Building Exhibition (IBA) in 1984 as a driving force new types of neighborhood management have been introduced. During the International Building Exhibition issues of political concern like environmental friendly building, inter-generational living-projects, integration projects for migrants were combined with innovative forms of citizen's participation, namely the self-administration of apartment blocks and the district management system. The basic philosophy of the International Building Exhibition has been influenced strongly by the social movements of the 1970ies with their inclination towards citizen's participation and direct democracy. Basic ideals of emancipation and social equity and justice stimulated the development in the early 1990ies as well. Since then we can observe a diversification and dispersion of initiatives targeting the improvement of neighborhoods. These groups share some basic goals, namely

- Self-organization of neighborhoods
- Improvement of local life- quality
- Open access for everybody.

However, when going into the detail we can distinguish at least two types of organizations, which deal with neighborhood affairs.

1. Neighborhood organizations
2. Neighborhood management (*Quartiersmanagement*).

The profound difference between these two types is the degree to which public initiative and support is offered. In the case of neighborhood organizations the degree of public support range from a mere provision of funds for activities to partnership projects like the joint management of apartment houses, called *Genossenschaften* (cooperatives) in German.

**Chart 7: Types of non-profit associations with functions for neighborhoods**

	<b>Neighborhood organizations</b>	<b>Neighborhood management</b>
<b>Participants</b>	<ul style="list-style-type: none"> <li>• Citizens</li> <li>• Non-profit associations</li> </ul>	<ul style="list-style-type: none"> <li>• Citizens</li> <li>• Local administration</li> <li>• Professionals</li> <li>• Associations</li> </ul>
<b>Goals</b>	<ul style="list-style-type: none"> <li>• Mutual aid</li> <li>• Networking</li> <li>• Provision of services</li> </ul>	<ul style="list-style-type: none"> <li>• Participation</li> <li>• Social integration</li> <li>• Citizens empowerment</li> </ul>
<b>Fields of activities</b>	<ul style="list-style-type: none"> <li>• All fields related to neighborhood life</li> <li>• Social and cultural events</li> <li>• Social services</li> </ul>	<ul style="list-style-type: none"> <li>• City planning</li> </ul>
<b>Resources</b>	<ul style="list-style-type: none"> <li>• Membership fees</li> <li>• Donations</li> <li>• Public funding</li> <li>• User charges</li> </ul>	<ul style="list-style-type: none"> <li>• Public finances</li> </ul>
<b>Staff</b>	<ul style="list-style-type: none"> <li>• Volunteers</li> <li>• Semi-professionals</li> </ul>	<ul style="list-style-type: none"> <li>• Citizens</li> <li>• Professionals</li> </ul>

#### **4.1 Nachbarschaftsvereine / Neighborhood organizations**

Besides groups with a religious background many neighborhood groups are dealing with social care and leisure. Due to legal requirements these groups are exclusive with regard to their goals, i.e. they are usually focusing on a clearly defined field of activities. In every city we can find associations for the study of local history and traditions, music circles, sports clubs, city beautification clubs, or associations for the promotion of friendship with foreign fellow citizens. In the field of social and cultural activities the elderly are organizing social events for the elderly like painting or music groups, organizing hiking courses or offer space for meeting and debate. These groups usually receive support from the local government like the provision of meeting rooms.

Beyond financial support there is no interference of the local governance. All engagement is self-determined and self-organized. These groups serve an important function for fighting isolation of elderly people and social integration. However they are rather distant from local politics.

In contrast especially in big cities we can find another type of Nachbarschaftsvereinen. These are groups, which are explicitly engaged in local problem solving. By structure these groups are based in the neighborhood. The core of activists are those living in the vicinity, more women than men and between 40 and 60 years old. The following are two examples from Berlin.

- Case 1: “Club 74 – Nachbarschaftszentrum (neighborhood center) Hellersdorf e.V.”

The neighborhood association “Club 74 – Nachbarschaftszentrum Hellersdorf e.V.” was founded in April 1992 and is the first center for individual advice in all spheres of everyday life, fostering neighborhood networks, self-responsibility and social and cultural activities. The association is financed by membership subscriptions, donations, state subsidies, project-related funds, financing agreements with “*Paritätischer Wohlfahrtsverband*” (German Welfare Association), and fees. It cooperates with several associations, self-help groups, schools, migrant representatives, administration and district authorities and the “*Verband für sozial-kulturelle Arbeit*” (Association for social-cultural work), in order to make the best of its limited resources. Provision of help, information and activities range from legal advice, child-care support, youth and social work to leisure activities, neighborly help and provision of support for self-help groups and other associations

The so-called *Bürgerhaushalt* (*shimin* budget) is another important district pilot project where the neighborhood association is involved in as a partner. The inhabitants get the chance of participating in budgetary policy of their district, called Marzahn-Hellersdorf. Advised by members of the neighborhood association with experience and expertise, interested citizens are encouraged to work in study groups for elaborating own financial plans. In a session open to the public the district council decides on the citizens’ budget proposals.

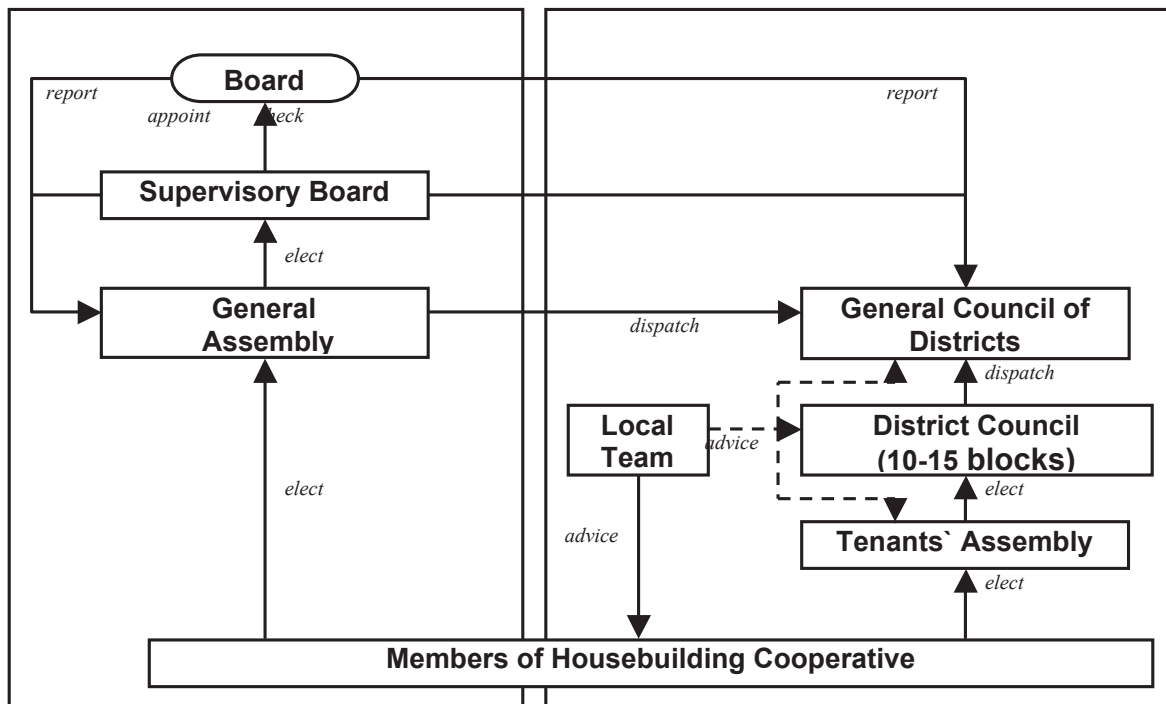
The “Club 74” is a public-sponsored pilot project, based on a contract between the government of Berlin, district authorities and the “*Paritätischer Wohlfahrtsverband*” (German Welfare Association). It is an example for a state-citizen-partnership project on the neighborhood level.

- *Case 2: Neighborhood self-administration in cooperatives*

While associations are the most important organizational type of non-profit neighborhood organizations in Germany, another legal form is *Genossenschaft* (cooperative). The principle of cooperatives has a long tradition in the labor movement and rests on the vision of *Gemeinwirtschaft* (communitarian economy), *Gemeinschaftseigentum* (communitarian property) and a non-capitalist order of economic production. Its traditions of mutual help, required neither revolution nor working class domination, and favored an economic system in which actors attempt to maximize common as well as private returns. Cooperatives play an important role in some segments of German economy but whereas in banking, farming or insurance they lost their not-for-profit attitude to a larger extent only in public housing cooperatives have survived as nonprofit organizations.

In 1911 the house building cooperative “*Freie Scholle*” (*jiyû na tochi*) was founded by members of workers sports clubs. Within the context of political change before the First World War the cooperative began to build their first residential areas according to the principles of mutual help, self-administration, and self-responsibility. Until today, the basic system of self-administration is regulated by the Cooperative Law and the Cooperative charter. In addition to this the cooperative “*Freie Scholle*” has introduced the principle of extensive self-administration by integrating all of its 7.000 members in the planning processes by presenting all related information, participation in planning processes and cultivating neighborly networks.

**Chart 8: House building Cooperative: Area of responsibilities**



Source: <http://www.freie-scholle.de>

The members of this cooperative are not only tenants but also co-owner of cooperatives property. Every four years the occupants of a residential block elect their representative, German *Haussprecher* (spokesman of residential block) for representing the occupant's interests and proposals and managing internal affairs and common activities. The spokesmen of all blocks elect the district council from their own ranks. The council is representing the interests of 10-15 residential blocks. Dispatched members of the district council and members of the general assembly, which is elected by all members of the cooperative, form the general council of districts. The general council decides on affairs of renewal, maintenance of the cooperative's property and future housing plans according to financial resources of the cooperative. The basic ideal is to work out integrated conceptions of housing like *Mehrgenerationenhäuser* (multi-generation houses) or *Betreutes Wohnen* (daily life support for disabled persons) and to organize individual help for old or handicapped occupants.



In 1990 the cooperative founded the neighborhood association “*Freie Scholle*” to support neighborhood networking among members in the districts. Districts ruled by the self-administration of cooperative. The neighborhood association runs and manages several neighborhood centers, guesthouses, a mobile social service and institutions of daily care and support for disabled and old people. The neighborhood centers serve as meeting places for all generations to organize cultural life and leisure activities. The mobile social service is run by volunteers as well as by a professional health-care staff. Whereas volunteers organize informal support for everybody in the neighborhood, like support in shopping, health-care, or baby-sitting, full-time professional staff is responsible for professional care of the disabled and elderly, support of young mothers and so forth.

#### **4.2 Neighborhood management**

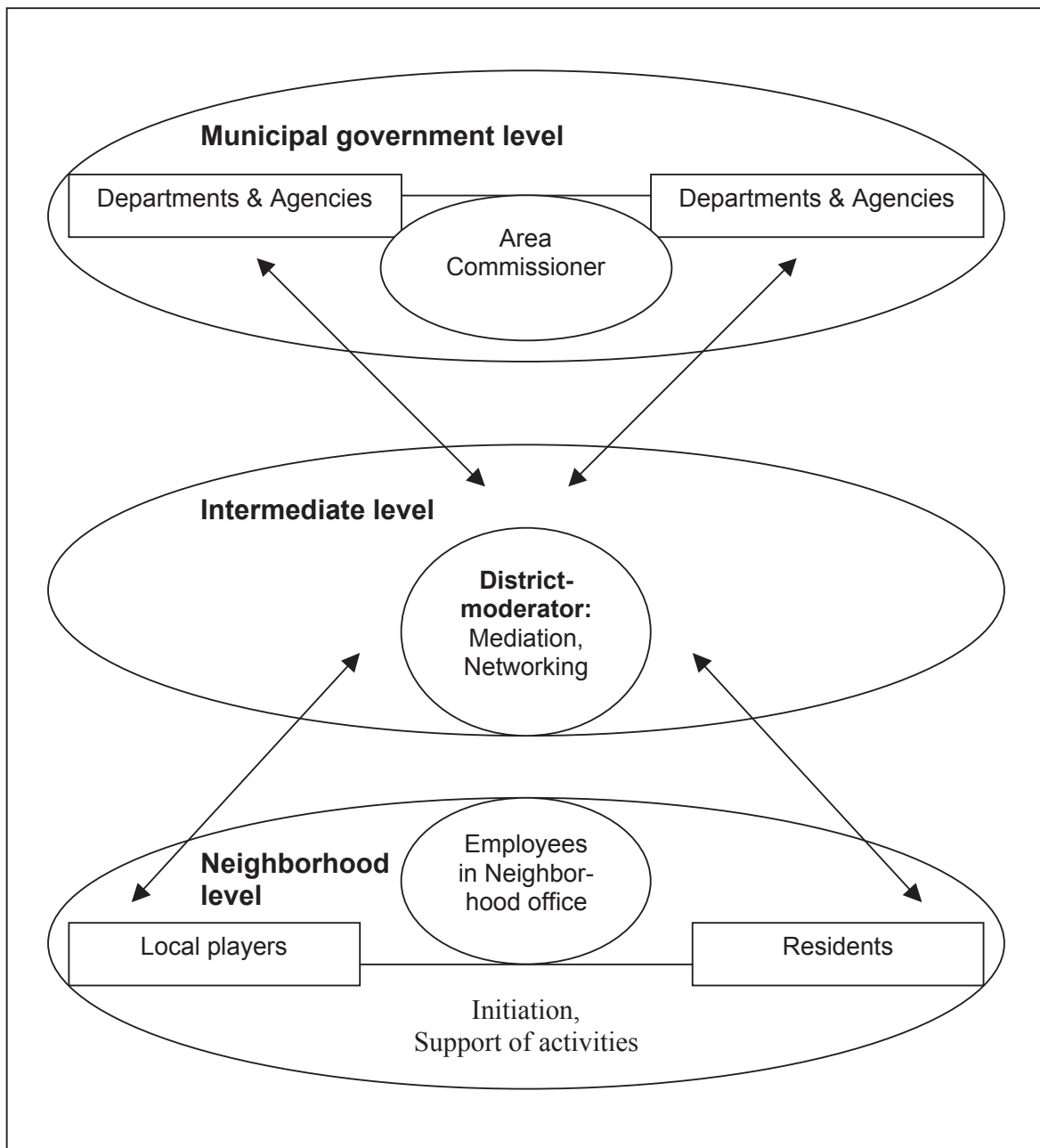
The neighborhood management system is not comparable with other types of neighborhood activities, since it is a top-down process, initiated by the state. However since it is a state program for the empowerment of neighborhood engagement and self-management of citizens it is one of the most interesting cases to study state policy concerning neighborhood organization.

Being part of the Socially Integrative City program, which has been introduced in 1999 it has been developed as a pilot project for urban renewal. Under the red-green-coalition of Social Democrats and the Green Party Bündnis 90/ die Grünen in 1999 the Federal and country governments extended urban development support by adopting the “Districts With Special Development Needs – the Socially Integrative City” programme (or Socially Integrative City for short). The guiding philosophy was that more than any other habitat urban areas are „*melting pots*“ of different ways of life, cultures, individual and collective interests, and represent all over the world the economic and social modernization. However modernization processes were regarded as being typically accompanied by social crisis, deprivation, and isolation. In big German cities like Berlin symptoms of economic, social, cultural and political crisis indeed deepened the erosion of traditionally family structures, established networks of support and solidarity among

neighbors after the reunification. Problems like unemployment and insufficient integration of migrant workers have become a challenge for social integration in urban neighborhoods. The debate on alternative approaches of neighborhood management orientated towards network building and was inspired by *communitarian* models. It found its expression in the formulation and implementation of nationwide neighborhood management pilot projects like “*URBAN*” or “*Die soziale Stadt*” (The Socially Integrative City Program). The goal until today is to stabilize local neighborhoods with a high level of social problems and to establish a structure of participation and self-management on the side of the citizens. People should be educated to become involved in their neighborhood and should be qualified for self-organization (empowerment). The goal was the revitalization and promotion of sustainable local communities by activating local citizen. We therefore can conclude that in general neighborhood management is a strategic approach of the state to build self-supporting and sustainable personal and material structures by connecting city administrative level to neighborhood level and creating networks among administrations, private business, representatives of civil society and individual residents. Tasks and goals depend on current problems and potentials of the neighborhoods.

Until 2006 in 285 communities a total of 447 neighborhoods are designated under the program, among them neighborhoods in Berlin and Halle, where we have taken data for local civil society. The Federal government and the EU fund the program.

**Chart 9: Neighborhood management, area of responsibilities**



**Source:** Franke/ Grimm 2001

## 5. Conclusion

Even though with the method of surveys or questionnaires it is not possible separate neighborhood associations from non-profit associations in general, our preliminary research indicates that specific neighborhood organizations exist. However in the case of Germany we have to distinguish between neighborhood association as a specific structure of civic organization and neighborhood association as a non-profit association with a specific function.

With regard to the structure, German neighborhood associations may not be compared with Japanese *chônai-kai* or *chien dantai*. Organizations are ruled by the same legal provisions than non-profit associations. They are a self-organized body of local citizens, access is open for everybody, and definition of activities and goals is up to the participants.

By law they are independent from local government even though some of them receive public support. They do not serve as an interlinkage between the local administration and the neighborhoods like in Japan.

However when referring to the function, a vast variety of local non-profit associations partly fulfill the functions of neighborhood associations known in Japan. They are part of a vivid local community life and participate as a partner of local government in city planning processes and projects concerning social welfare, leisure, and education.

It is not by accident that the number of neighborhood organizations is high in big cities, but low in local cities. It has been argued that urbanization and migration have stimulated inhabitants of big cities to fight isolation and anonymity by the foundation of an association in their district. In Germany like in Japan neighborhood organization fulfill an important social and political function. However in Japan due to historical reasons neighborhood associations have at least two functions, namely the self-administration of local citizens in their neighborhood, and second the transmission of requirements of the local government to the citizens. In contrast in Germany the goal of neighborhood activities is exclusive or specialized with regard to their fields of activities, they supplement local politics by direct participation and self-organization of citizens. In those cases were citizens do not have the sufficient qualification and resources to participate

in self-management, the state is offering programs and is guiding citizens towards participation in neighborhoods.

Normatively the German approach is driven by the vision of social equity and the citizen as an independent, self-determined individual, who is ready and able to participate. However empirically we still have insufficient data concerning the question who and how many citizens fulfill the role, local governments expect them to play. Even though German research on civil society and non-profit activities has touched a broad scale of issues to analyze the state of civil engagement, the analysis of neighborhood association remains still shallow.

It would be worth to explore these groups more systematically

## References

Anheier, Helmut K. (1997): *Der Dritte Sektor in Zahlen: Ein sozial-ökonomisches Porträt (Data on the third sector: a socio-political portrait)*, in: Anheier, Helmut K., Priller, Eckhard, Seibel, Wolfgang, Zimmer, Annette 1997: *Der Dritte Sektor in Deutschland. Organisationen zwischen Staat und Markt im gesellschaftlichen Wandel (The third sector in Germany. Organizations between state and market in times of societal change)*, Berlin (edition sigma), pp. 29-74.

Becker, Heidede (2003): *"Besonderer Entwicklungsbedarf" - die Programmgebiete der Sozialen Stadt (Special need for development: the communities under the programm Socially Integrative City)*, in: Deutsches Institut für Urbanistik im Auftrag des Bundesministeriums für Verkehr, Bau- und Wohnungswesen: *Strategien für die Soziale Stadt (Strategies for the Socially Integrative City)*, Berlin, pp. 56-73.

Bogumil, Jörg, Holtkamp, Lars, Schwarz, Gudrun: *Das Reformmodell Bürgerkommune. Leistungen- Grenzen- Perspektiven (Citizen community as a new model. Capacity-limits- perspectives)*, Berlin (edition sigma).

Braun, Sebastian (2005): *Bürgergesellschaft und sozialer Zusammenhalt. Theoretische Überlegungen und empirische Befunde zu den Integrationsleistungen von freiwilligen Vereinigungen im Dritten Sektor (Civil society and social integration. Theoretical considerations concerning the integration capacity of the third sector)*, in: Birkhölzer, Karl, Klein, Ansgar, Priller, Eckhard, Zimmer, Annette (eds.): *Dritter Sektor/ Drittes System*, Wiesbaden (VS Verlag), pp. 131-160.

*Bürgerliches Gesetzbuch (BGB); § 54 – 79, vom 01.01.2008*, in: <http://dejure.org/gesetze/BGB> (access 07.01.2008).

Franke, Thomas und Gaby Grimm: *Quartiermanagement: Systematisierung und Begriffsbestimmung (Neighborhood management. Systematisation and basic*

*definitions*), Themen- und Diskussionspapier vom September 2001, quoted in: [www.sozialestadt.de/programm/grundlagen](http://www.sozialestadt.de/programm/grundlagen) (access 26.1.2008).

Holtkamp, Lars, Bogumil, Jörg, Kißler, Leo (2006): *Kooperative Demokratie. Das politische Potenzial von Bürgerengagement (Cooperative democracy. The political potential of citizens engagement)*, Frankfurt/ Main (campus).

Priller, Eckhard (1997): *Der Dritte Sektor in den neuen Bundesländern. Eine sozial-ökonomische Analyse (The Third sector in former GDR – a socio-economic analysis)*, in: Anheier, Helmut K., Priller, Eckhard, Seibel, Wolfgang, Zimmer, Annette 1997: *Der Dritte Sektor in Deutschland. Organisationen zwischen Staat und Markt im gesellschaftlichen Wandel (The third sector in Germany. Organisations between state and market in times of societal change)*, Berlin (edition sigma), pp. 99-125.

Reuband, Karl-Heinz (2001): *Denunziation im Dritten Reich (Denunciation in the Third Reich)*, quoted in: [http://hsr-trans.zhsf.uni-koeln.de/hsrretro/docs/artikel/hsr/hsr2001\\_529.pdf](http://hsr-trans.zhsf.uni-koeln.de/hsrretro/docs/artikel/hsr/hsr2001_529.pdf) (access: 14.01.2008).

Thamer, Hans-Ulrich: *Ausbau des Führerstaates (The development of Hitlers state)*, in: Bundeszentrale für politische Bildung, quoted in: [http://www.bpb.de/popup/popup\\_druckversion.html?guid=IHKOR2](http://www.bpb.de/popup/popup_druckversion.html?guid=IHKOR2) (access: 14.01.2008).

Zimmer, Annette und Eckehard Priller (2007): *Gemeinnützige Organisationen im gesellschaftlichen Wandel (Public-benefit organizations in times of societal change)*, Wiesbaden (VS Verlag).

<http://www.nachbarschaftshaus.de/>

<http://www.nbh-haar.de/>

<http://www.sozialestadt.de/en/programm/>

<http://www.die-nachbarschaftshilfe.de/>





**Gesine Foljanty-Jost**  
**Martin-Luther-University Halle- Wittenberg**  
**Neighborhood associations in Germany:**  
**presentation of associations in the cities of Berlin, Dresden, Halle, Hamburg,**  
**Heidelberg, Magdeburg, Osnabrück**

## **Berlin**

### **Miteinander Wohnen e.V.**

<http://www.miteinanderwohnen.de/>

*Miteinander Wohnen e.V.* was founded in 1991. It aims at creating a network of supportive social relationships among single elderly residents in Berlin's Lichtenberg quarter in order to enable their independent staying in a familiar surrounding as long as possible.

To this end, the association offers a variety of supporting measures, many of which are carried out by the over 100 voluntary members (total membership: approx. 400). They call on elderly persons who live alone or accompany frail seniors on errands, but also offer classes in the cultural, creative or health fields.

*Miteinander Wohnen* runs a community centre and co-operates with other institutions and associations in the district's socio-cultural work.

Offers at the centre not only include various classes, regular meetings and events, e.g. the monthly so-called "Club of active 90-year-olds", but also services such as laundry, sewing, small household repairs or a pick-up resp. shuttle service for those who face difficulties in moving about town. The association's office also advises on a vast range of issues connected with old age.

### **Känguru (Diakonische Nachbarschaftshilfe für Eltern und Kinder in den ersten Monaten nach der Geburt)**

[http://www.kaenguru-dwbo.de/projekt/konzept/index\\_html/view](http://www.kaenguru-dwbo.de/projekt/konzept/index_html/view)

Founded in 2007 by the Diakonie Berlin (the Protestant Church welfare and social work section), Känguru's main goal is to maintain a comprehensive network of unbureaucratic neighbourly help for young families who feel not up to the situation. Whereas in the past, families could rely on a network of relatives, this supporting structure nowadays no longer exists in many cases.

Känguru offers advice and medical care, both by professional staff (social workers, physicians, psychologists) as well as volunteers who assist young families in their daily chores, such as household work, baby-sitting, taking children out to play or to see a doctor.

Känguru's offers are free of charge for the families in need. The institution relies on donations to finance its expenses. Support to the families is normally limited to a maximum of 6 months.

### **Nachbarschaftsheim Schöneberg e.V.**

<http://www.nachbarschaftsheim-schoeneberg.de>

The purpose of this non-profit organisation is to further and promote the residents' health and social well-being. To this end, the Nachbarschaftsheim maintains the so-called neighbourhood café as well as other social establishments.

On offer is socio-cultural work relating to the municipal district with activities for all ages, aiming to bring different population groups together in order to promote mutual understanding and social responsibility. The Nachbarschaftsheim's focus is on projects which bridge gaps between different generations and social classes, connecting social and cultural activities. Apart from the choir, cultural offers include the "theatre of experiences", whose members develop their own productions from their life experience. Their activities at school, youth centres, or in the inter-cultural field, strengthens the dialogue across generations and different cultural backgrounds.

The Nachbarschaftsheim offers nursing services and welfare work, carried out both by full-time employees and by volunteers. In an municipal, neighbourhood-orientated approach, it connects social and cultural work with the aim of enabling people to help and organise themselves (Self-help System).

The neighbourhood centre Schöneberg is a partner of various political institutions, health insurance companies, welfare organisations, foundations, house-building co-operatives, schools and churches in order to achieve its goal of improving the social infrastructure within the neighbourhood.

The *Nachbarschaftsheim* also runs the *NachbarschaftsBÖRSE Friedenau*, a forum for exchange of services (e.g. baby-sitting, computer or office work, household repairs etc) . The system functions independently of money among registered members (small monthly membership fee) and thus fosters a mutual exchange of social contacts.

## **Dresden**

### **Nachbarschaftshilfeverein e. V.**

<http://www.ewg-dresden.de/de/nachbarschaftshilfeverein.html>

According to the *Nachbarschaftshilfeverein's* motto, "living" amounts to something more than having a roof over one's head. It also means neighbourly contact, mutual assistance and a feeling of security, i.e. to have someone to ask in case of help needed. Thus, the *Nachbarschaftshilfeverein* endeavours to

- step in when relatives or friends are not at hand,
- support old and young people in short-notice social and health emergency situations,
- enable residents in need of care or help to live an autonomous and independent life in their familiar surrounding as long as possible.

This is achieved, for example, by a range of information on social and other services and a subsequent aid to establish contacts. The *Nachbarschaftshilfeverein* offers support in official correspondence, or company for doctors' appointments or shopping, and also gives advice on constructional and creative adjustment to requirements of old age or disabilities. Other offers include voluntary child care and tutoring, leisure activities, lectures or readings as well as informal meetings or walks and outings.

## **Halle**

### **Vereinigung Kommunale Kultur Halle e.V.**

<http://www.vkkehalle.de/>

### **Soziokulturelles Zentrum „Pustelblume“**

The *Vereinigung Kommunale Kultur Halle e.V.* was founded in 1990. It runs two community centres which both developed out of former kindergartens.

The sociocultural centre named *Pusteblume* (dandelion) and its facilities are open to the use of associations and private groups from the quarter. These offer a variety of activities to residents, ranging from the model railway club to offers such as child care, cooking classes for adults and children, creative and musical courses (e.g. ceramics, patchwork, painting and drawing, wood works, dancing or acting). Special activities for the elderly are also on offer. In addition, various public events take place on the premises, e.g. readings, exhibitions, or festivals.

Currently, the association's main focus is on establishing the *Geschichtswerkstatt Halle-Neustadt*. The exhibition on different aspects of Halle-Neustadt's history is to be enlarged and completed, and prepared for display on the premises as well as online.

### **Nachbarschaftshilfeverein Frohe Zukunft Miteinander e.V.**

[http://www.frohe-zukunft.de/static/miteinander\\_idee.asp](http://www.frohe-zukunft.de/static/miteinander_idee.asp)

By founding the *Nachbarschaftshilfeverein Miteinander e.V.* only recently, in April 2008, the housing construction co-operative of Halle's Frohe Zukunft estate strives to incorporate the promotion and strengthening of a community spirit within the neighbourhood into their work. Thereby, the *Nachbarschaftshilfeverein* endeavours to create the basis for a network of mutual support in everyday life, which will enhance quality of life and also protect single residents from anonymity loneliness.

At the neighbourhood centre (as yet under construction), the *Nachbarschaftshilfeverein* will organise events and activities for young and old to foster social contacts across the generations. Among the planned activities are creative classes and readings, outings and walks, and a computer self-help group. The organisation also offers information, advice and support for elderly residents in order to enable those who wish to remain in their familiar surroundings and live an independent life.

## **Hamburg**

### **Bürgertreff Altona-Nord mit BiB (Bühne im Bürgertreff)**

[www.buergetreff-altonanord.de/](http://www.buergetreff-altonanord.de/)

Since 2004, the *Bürgertreff* (community centre) in Hamburg's Altona-Nord quarter is maintained by *Freiwerk Altona-Nord e. V.*, a society originally founded to promote voluntary activities among Altona's residents. It is particularly active in networking, i.e. connecting initiatives, institutions and citizens in the community.

Altona-Nord is a part of town in Eastern Hamburg which suffers from high unemployment rates and low income. This renders mutual assistance and support within the quarter particularly important. The *Bürgertreff* provides an encouraging framework for activities and communication within both the neighbourhood and the quarter.

Its intention is to foster exchange among different cultures and the various age groups by a range of offers. Housing its own theatre, one of the *Bürgertreff*'s priorities is to stage concerts and performances, mainly international music, choir concerts, cabaret or improvisation theatre. The *Bürgertreff* board offers leisure activities such as workshops, training, courses (e.g. gardening, computer classes) or cultural activities, organising courses themselves but also in co-operation with external institution. Other associations (e.g. neighbourhood societies or self-help groups, courses or seminaries) can also rent rooms at the *Bürgertreff*. All facilities

are barrier-free.

The *Bürgertreff* also provides day-care for senior citizens. In 2008, in co-operation with two further neighbourhood social welfare organisations, a 5-year-project to encourage exchange and mutual assistance across the generation gap has been started. In the quarter, neighbourly help among residents is to be connected with social services, for example, senior citizens reading or telling stories to children, young people assisting elderly persons in getting familiar with online-services such as internet banking or German Railways vending machines.

### **Bürgerhaus in Barmbek e.V.**

[http://www.buergerhaus-in-barmbek.de/text/inhalt/inh\\_g.htm](http://www.buergerhaus-in-barmbek.de/text/inhalt/inh_g.htm)

The northern Barmbek quarter with its rows of alike-looking blocks of small flats was originally established to accommodate an increasing number of workers in the 1920s.

Run by *Bürgerhaus in Barmbek e. V.*, the *Bürgerhaus* was founded in 1982. As a sociocultural centre, its aim is to serve as a meeting point for residents of all ages. This especially important as a younger generation has begun to move into the district after the proportion of elderly residents had been extremely high for decades.

The management strives for the improvement of advisory and educational work as well as the fostering of arts and culture projects, the promotion of tolerance and understanding between people of different ethnic backgrounds, and ways to bridge the generation gap. The *Bürgerhaus* hosts events, meetings and educational courses.

The well-connected community centre is a first place to go when looking for social or cultural activities in Barmbek or Hamburg, e.g. German classes for immigrants, kindergartens or advice centres. Offers also include debt-counselling and advice for tenants (in co-operation with professional counsellors).

The *Bürgerhaus* is partly state-funded, but also uses revenues from membership fees, donations, course fees and a café to finance its activities. Members profit from discounted fees for attending courses or renting rooms at the community centre. All facilities are barrier-free.

### **Jenfeld Haus**

<http://www.jenfeld-haus.de/index.htm>

Founded in 1991, the *Jenfeld-Haus* (Jenfeld community centre) is a community centre for all residents: a place of cultural life, a meeting point and a centre of communication between associations, action groups and ordinary citizens. The *Jenfeld-Haus* aspires to raise identification with the Jenfeld quarter to enhance the district's image as a means to positive district development.

In its self-conception, the *Jenfeld-Haus* acts as an interface for institutions within the quarter as well as between organisations and citizens. It is also committed to public events, to create platforms for exchange between residents, esp. families, an impetus to lessen anonymity and boost quality of life by active co-operation.

Offers are open to all ages, social background and ethnic roots, intended to make all residents feel at home in their quarter. They include music and theatre performances, exhibitions or slide-shows, as well as a large number of leisure activities and classes with an emphasis on health care and music.

The centre also provides seminary rooms, a dance hall, a large stage and rooms fit for exhibitions which can be let by residents or associations. It thus provides facilities for

self-organisation of cultural and social activities as well as for the initiation of events in relation to the Jenfeld quarter.

Under the guidance of pedagogic, artistic and technical professionals, the objective of the centre's "circus school" is to draw children to a range of creative-artistic leisure activities. This also serves to supplement insufficient physical education at school.

## **Heidelberg**

### **Ökumenische Nachbarschaftshilfe Heidelberg-Weststadt**

<http://www.sepn.de/bonifatius/einrichtungen/nachbarschaftshilfe.html>

<http://christus.ekihd.de/index.php?module=ContentExpress&func=display&ceid=98&bid=19&btile=menu&meid=39>

As Christian churches by tradition offer help to anyone in need, the *Ökumenische Nachbarschaftshilfe*, which exists in a large number of parishes throughout Germany, spans the difference between Catholic and Protestant in order to create structures of mutual support among parish members.

The *Ökumenische Nachbarschaftshilfe* maintains a sort of on-demand system which is open to anyone. Residents (minimum 16 years of age) register with the office, stating what kind of services they are able to offer. This covers various household works, but also baby-sitting, company for doctors' appointments, or assistance upon return from hospital or when moving to a seniors' residence. It is not intended as a replacement for nursing care or the like, but staff will help to find appropriate services if necessary.

The system works on an hourly "wage" basis. Anyone who takes advantage of the *Ökumenische Nachbarschaftshilfe's* offers need to pay a fee of 6 Euros per hour of received assistance. 0,50 Euros remain with the *Ökumenische Nachbarschaftshilfe* to cover expenses for administration and members' insurance, the rest is to compensate helpers for their time. If someone cannot afford the fee, individual solutions can also be found.

## **Magdeburg**

### **Bürgerverein Neustädter Feld e.V.**

<http://www.buergerverein.neustaedterfeld.de/>

The aim of the *Bürgerverein*, established in 2006, is to make residents feel at ease in the neighbourhood and to create a diverse and lively quarter. The means to achieve this goal are strengthening of social cohesion and the assertion of residents' interests, part of which is the preservation of the community centre. The centre had been maintained by a different institution before, and its public funding only temporary. In co-operation with the community centre management, the *Bürgerverein* carries out neighbourhood events.

Offers at the community centre are open to all age groups, including leisure activities and evening classes. The *Bürgerverein* also cares for elderly persons in retirement homes, while senior members look after children and teenagers.

>From 2008, the community centre will be managed by full-time employees instead of the previous voluntary staff. Its financing relies on public funding as well as a small monthly membership fee.

## **Osnabrück**

## **1. Osnabrücker Nachbarschaftshilfe e.V.**

[www.nachbarschaftshilfe-osnabrueck.de](http://www.nachbarschaftshilfe-osnabrueck.de)

<http://www.leihomas-os.de/>

The *1. Osnabrücker Nachbarschaftshilfe e.V.*, founded in 1997 as the first of its kind in Osnabrück, is an association of volunteer members who strive to care for each other, i.e. support those in need in various ways. In this, reciprocity is encouraged. Guidance to self-help is another major pillar of the *Nachbarschaftshilfe*, whose intention is to create occasions for a warm and humane living surrounding.

Active members look after needy ones, e.g. by simply calling on them, or by taking over household work or assisting in dealings with public administration or physicians. A vital component of the *Nachbarschaftshilfe* is the “rent-a-grandma”-system: Families with children and elderly citizens are brought together for an “elective affinity” beneficial to all participants. Another important part of the *Nachbarschaftshilfe*’s work is a service for nursing home inhabitants: Dog owners of the vicinity look in regularly with their pets to liven up a potentially dull life.

The *Nachbarschaftshilfe* participates in the development of a project to enable living beneath one roof for all generations and also minorities and disabled persons, in both democratic and demand-orientated ways.

Beside their volunteer activities, members pay an annual membership fee.

**編著者 辻中 豊 (Yutaka Tsujinaka)**

1954年 大阪生まれ

1981年 大阪大学大学院法学研究科博士後期課程単位取得退学, 1996年 博士(法学)(京都大学)

現職 筑波大学大学院人文社会科学研究科教授、筑波大学学長補佐(国際連携担当)

Tel: 029-853-6289 Fax: 029-853-7454

E-mail: tsujinak@sakura.cc.tsukuba.ac.jp yutaka-tsujinaka.fu@u.tsukuba.ac.jp

**主要著書**

『戦後日本の圧力団体』(共著) 東洋経済新報社、1986年。

『利益集団』東京大学出版会、1988年。

*Defending the Japanese State* (with Peter J. Katzenstein), East Asia Program, Cornell University, 1991.

『ネオ・コーポラティズムの国際比較』(共著) 日本労働研究機構、1994年。

*Comparing Policy Networks: Labor Politics in the U.S., Germany, and Japan* (with David Knoke, Franz Urban Pappi, and Jeffrey Broadbent), University of Cambridge Press, 1996.

『日本の政治』(共著)(第2版)有斐閣、2001年。

『現代日本の市民社会・利益団体』木鐸社、2002年。

"From Developmentalism to Maturity: Japan's Civil Society Organizations in a Comparative Perspective," in Frank Schwartz / Susan Pharr (eds.), *The State of Civil Society in Japan*, Cambridge University Press, 2003, pp.83-115.

『現代韓国の市民社会・利益団体』木鐸社、2004年。

現代日本の自治会・町内会: 第一回全国調査にみる自治力・ネットワーク・ガバナンス』木鐸社、2009年

辻中豊・伊藤修一郎編『ローカル・ガバナンス』木鐸社、2010年。

2010年、辻中豊・森裕城編『現代社会集団の政治機能』木鐸社 2010年。

Tsujinaka, Yutaka . "Civil Society and Social Capital in Japan," in Anheier, H. and T. Stefan, eds., *International Encyclopedia of Civil Society*. Springer, 2010, pp. 252-259.

**調査実施責任者 Gesine Foljanty-Jost**

Martin-Luther-Universität Halle-Wittenberg  
room Raum 228c

Hoher Weg 4

06120 Halle, Germany

E-mail: gesine.foljanty-jost@japanologie.uni-halle.de

(助手 Jana Lier)

**分析責任者 崔 宰榮 (JaeYoung Choe)**

1965年 韓国釜山生まれ

1997年 筑波大学大学院社会工学研究科  
博士課程単位取得退学

2003年 博士(工学)(筑波大学)

現職 筑波大学大学院人文社会科学研究科准教授

Tel: 029-853-6044 Fax: 029-853-7454

E-mail: choe.jaeyoung.fu@u.tsukuba.ac.jp

**コードブック制作担当者**

崔 宰榮(前掲)

小橋 洋平(非常勤研究員)

**団体の基礎構造に関する調査(ドイツ) G-JIGS コードブック 内部資料**

2011年3月23日

編著者 辻中豊 / 発行者 辻中豊

発行所 筑波大学 (〒305-8571 茨城県つくば市天王台1-1-1)

Tel: 029-853-6289 Fax: 029-853-7454

印刷所 (株)いなもと印刷 (〒300-0007 茨城県土浦市板谷6丁目28-8)

Tel: 029-826-1221 Fax: 029-826-1080

