

# Search for new phenomena using the invariant mass distribution of same-flavour opposite-sign dilepton pairs in events with missing transverse momentum in $\sqrt{s} = 13$ TeV $pp$ collisions with the ATLAS detector

ATLAS Collaboration\*

CERN, 1211 Geneva 23, Switzerland

Received: 30 May 2018 / Accepted: 16 July 2018 / Published online: 6 August 2018  
 © CERN for the benefit of the ATLAS collaboration 2018

**Abstract** A search for new phenomena in final states containing an  $e^+e^-$  or  $\mu^+\mu^-$  pair, jets, and large missing transverse momentum is presented. This analysis makes use of proton–proton collision data with an integrated luminosity of  $36.1 \text{ fb}^{-1}$ , collected during 2015 and 2016 at a centre-of-mass energy  $\sqrt{s} = 13$  TeV with the ATLAS detector at the Large Hadron Collider. The search targets the pair production of supersymmetric coloured particles (squarks or gluinos) and their decays into final states containing an  $e^+e^-$  or  $\mu^+\mu^-$  pair and the lightest neutralino ( $\tilde{\chi}_1^0$ ) via one of two next-to-lightest neutralino ( $\tilde{\chi}_2^0$ ) decay mechanisms:  $\tilde{\chi}_2^0 \rightarrow Z\tilde{\chi}_1^0$ , where the  $Z$  boson decays leptonically leading to a peak in the dilepton invariant mass distribution around the  $Z$  boson mass; and  $\tilde{\chi}_2^0 \rightarrow \ell^+\ell^-\tilde{\chi}_1^0$  with no intermediate  $\ell^+\ell^-$  resonance, yielding a kinematic endpoint in the dilepton invariant mass spectrum. The data are found to be consistent with the Standard Model expectation. Results are interpreted using simplified models, and exclude gluinos and squarks with masses as large as 1.85 and 1.3 TeV at 95% confidence level, respectively.

## Contents

1 Introduction	1
2 ATLAS detector	2
3 SUSY signal models	3
4 Data and simulated event samples	3
5 Object identification and selection	5
6 Event selection	6
7 Background estimation	9
7.1 Flavour-symmetric backgrounds	10
7.2 $Z/\gamma^* + \text{jets}$ background	12
7.3 Fake-lepton background	14
7.4 Diboson and rare top processes	15

8 Systematic uncertainties	17
9 Results	20
10 Interpretation	21
11 Conclusion	23
References	23

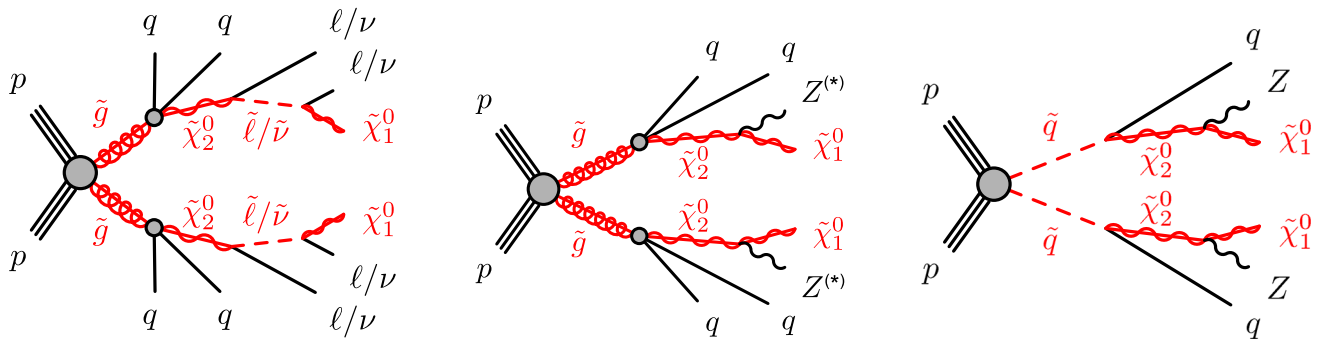
## 1 Introduction

Supersymmetry (SUSY) [1–6] is an extension to the Standard Model (SM) that introduces partner particles (called *sparticles*), which differ by half a unit of spin from their SM counterparts. For models with R-parity conservation [7], strongly produced sparticles would be pair-produced and are expected to decay into quarks or gluons, sometimes leptons, and the lightest SUSY particle (LSP), which is stable. The LSP is assumed to be weakly interacting and thus is not detected, resulting in events with potentially large missing transverse momentum ( $\mathbf{p}_T^{\text{miss}}$ , with magnitude  $E_T^{\text{miss}}$ ). In such a scenario the LSP could be a dark-matter candidate [8,9].

For SUSY models to present a solution to the SM hierarchy problem [10–13], the partners of the gluons (gluinos,  $\tilde{g}$ ), top quarks (top squarks,  $\tilde{t}_L$  and  $\tilde{t}_R$ ) and Higgs bosons (higgsinos,  $\tilde{h}$ ) should be close to the TeV scale. In this case, strongly interacting sparticles could be produced at a high enough rate to be detected by the experiments at the Large Hadron Collider (LHC).

Final states containing same-flavour opposite-sign (SFOS) lepton pairs may arise from the cascade decays of squarks and gluinos via several mechanisms. Decays via intermediate neutralinos ( $\tilde{\chi}_i^0$ ), which are the mass eigenstates formed from the linear superpositions of higgsinos and the superpartners of the electroweak gauge bosons, can result in SFOS lepton pairs being produced in the decay  $\tilde{\chi}_2^0 \rightarrow \ell^+\ell^-\tilde{\chi}_1^0$ . The index  $i = 1, \dots, 4$  orders the neutralinos according to their mass from the lightest to the heaviest. In such a scenario the lightest neutralino,  $\tilde{\chi}_1^0$ , is the LSP. The nature of the  $\tilde{\chi}_2^0$

\* e-mail: [atlas.publications@cern.ch](mailto:atlas.publications@cern.ch)



**Fig. 1** Example decay topologies for three of the simplified models considered. The left two decay topologies involve gluino pair production, with the gluinos following an effective three-body decay for  $\tilde{g} \rightarrow q\bar{q}\tilde{\chi}_2^0$ , with  $\tilde{\chi}_2^0 \rightarrow \tilde{\ell}^\mp \ell^\pm/\tilde{\nu}\nu$  for the “slepton model” (left) and

$\tilde{\chi}_2^0 \rightarrow Z^{(*)}\tilde{\chi}_1^0$  in the  $Z^{(*)}$ ,  $\tilde{g} - \tilde{\chi}_2^0$  or  $\tilde{g} - \tilde{\chi}_1^0$  model (middle). The diagram on the right illustrates the  $\tilde{q} - \tilde{\chi}_2^0$  on-shell model, where squarks are pair-produced, followed by the decay  $\tilde{q} \rightarrow q\tilde{\chi}_2^0$ , with  $\tilde{\chi}_2^0 \rightarrow Z\tilde{\chi}_1^0$

decay depends on the mass difference  $\Delta m_\chi \equiv m_{\tilde{\chi}_2^0} - m_{\tilde{\chi}_1^0}$ , the composition of the charginos and neutralinos, and on whether there are additional sparticles with masses less than  $m_{\tilde{\chi}_2^0}$  that could be produced in the decay. In the case where  $\Delta m_\chi > m_Z$ , SFOS lepton pairs may be produced in the decay  $\tilde{\chi}_2^0 \rightarrow Z\tilde{\chi}_1^0 \rightarrow \ell^+\ell^-\tilde{\chi}_1^0$ , resulting in a peak in the invariant mass distribution at  $m_{\ell\ell} \approx m_Z$ . For  $\Delta m_\chi < m_Z$ , the decay  $\tilde{\chi}_2^0 \rightarrow Z^*\tilde{\chi}_1^0 \rightarrow \ell^+\ell^-\tilde{\chi}_1^0$  leads to a rising  $m_{\ell\ell}$  distribution with a kinematic endpoint (a so-called “edge”), the position of which is given by  $m_{\ell\ell}^{\max} = \Delta m_\chi < m_Z$ , below the  $Z$  boson mass peak. In addition, if there are sleptons ( $\tilde{\ell}$ , the partner particles of the SM leptons) with masses less than  $m_{\tilde{\chi}_2^0}$ , the  $\tilde{\chi}_2^0$  could follow the decay  $\tilde{\chi}_2^0 \rightarrow \tilde{\ell}^\pm \ell^\mp \rightarrow \ell^+\ell^-\tilde{\chi}_1^0$ , also leading to a kinematic endpoint, but with a different position given by  $m_{\ell\ell}^{\max} = \sqrt{(m_{\tilde{\chi}_2^0}^2 - m_\ell^2)(m_{\tilde{\ell}}^2 - m_{\tilde{\chi}_1^0}^2)}/m_\ell$ . This may occur below, on, or above the  $Z$  boson mass peak, depending on the value of the relevant sparticle masses. In the two scenarios with a kinematic endpoint, if  $\Delta m_\chi$  is small, production of leptons with low transverse momentum ( $p_T$ ) is expected, motivating a search to specifically target low- $p_T$  leptons. Section 3 and Fig. 1 provide details of the signal models considered.

This paper reports on a search for SUSY, where either an on- $Z$  mass peak or an edge occurs in the invariant mass distribution of SFOS  $ee$  and  $\mu\mu$  lepton pairs. The search is performed using  $36.1 \text{ fb}^{-1}$  of  $pp$  collision data at  $\sqrt{s} = 13 \text{ TeV}$  recorded during 2015 and 2016 by the ATLAS detector at the LHC. In order to cover compressed scenarios, i.e. where  $\Delta m_\chi$  is small, a dedicated “low- $p_T$  lepton search” is performed in addition to the relatively “high- $p_T$  lepton searches” in this channel, which have been performed previously by the CMS [14] and ATLAS [15] collaborations. Compared to the  $14.7 \text{ fb}^{-1}$  ATLAS search [15], this analysis extends the reach in  $m_{\tilde{g}/\tilde{q}}$  by several hundred GeV and improves the sensitivity of the search into the compressed region. Improvements are due to the optimisations for  $\sqrt{s} = 13 \text{ TeV}$  collisions and to the addition of the low- $p_T$

search, which lowers the lepton  $p_T$  threshold from  $> 25$  to  $> 7 \text{ GeV}$ .

## 2 ATLAS detector

The ATLAS detector [16] is a general-purpose detector with almost  $4\pi$  coverage in solid angle.<sup>1</sup> The detector comprises an inner tracking detector, a system of calorimeters, and a muon spectrometer.

The inner tracking detector (ID) is immersed in a 2 T magnetic field provided by a superconducting solenoid and allows charged-particle tracking out to  $|\eta| = 2.5$ . It includes silicon pixel and silicon microstrip tracking detectors inside a straw-tube tracking detector. In 2015 a new innermost layer of silicon pixels was added to the detector and this improves tracking and  $b$ -tagging performance [17].

High-granularity electromagnetic and hadronic calorimeters cover the region  $|\eta| < 4.9$ . All the electromagnetic calorimeters, as well as the endcap and forward hadronic calorimeters, are sampling calorimeters with liquid argon as the active medium and lead, copper, or tungsten as the absorber. The central hadronic calorimeter is a sampling calorimeter with scintillator tiles as the active medium and steel as the absorber.

The muon spectrometer uses several detector technologies to provide precision tracking out to  $|\eta| = 2.7$  and triggering in  $|\eta| < 2.4$ , making use of a system of three toroidal magnets.

<sup>1</sup> ATLAS uses a right-handed coordinate system with its origin at the nominal interaction point (IP) in the centre of the detector and the  $z$ -axis along the beam pipe. The  $x$ -axis points from the IP to the centre of the LHC ring, and the  $y$ -axis points upward. Cylindrical coordinates  $(r, \phi)$  are used in the transverse plane,  $\phi$  being the azimuthal angle around the  $z$ -axis. The pseudorapidity is defined in terms of the polar angle  $\theta$  as  $\eta = -\ln \tan(\theta/2)$  and the rapidity is defined as  $y = 1/2 \cdot \ln[(E + p_z)/(E - p_z)]$ , where  $E$  is the energy and  $p_z$  the longitudinal momentum of the object of interest. The opening angle between two analysis objects in the detector is defined as  $\Delta R = \sqrt{(\Delta y)^2 + (\Delta \phi)^2}$ .

**Table 1** Summary of the simplified signal model topologies used in this paper. Here  $x$  and  $y$  denote the  $x - y$  plane across which the signal model masses are varied to construct the signal grid. For the slepton model,the masses of the superpartners of the left-handed leptons are given by  $[m(\tilde{\chi}_2^0) + m(\tilde{\chi}_1^0)]/2$ , while the superpartners of the right-handed leptons are decoupled

Model	Production mode	Quark flavours	$m(\tilde{g})/m(\tilde{q})$	$m(\tilde{\chi}_2^0)$	$m(\tilde{\chi}_1^0)$
slepton	$\tilde{g}\tilde{g}$	$u, d, c, s, b$	$x$	$[m(\tilde{g}) + m(\tilde{\chi}_1^0)]/2$	$y$
$Z^{(*)}$	$\tilde{g}\tilde{g}$	$u, d, c, s, b$	$x$	$[m(\tilde{g}) + m(\tilde{\chi}_1^0)]/2$	$y$
$\tilde{g} - \tilde{\chi}_2^0$ on-shell	$\tilde{g}\tilde{g}$	$u, d, c, s$	$x$	$y$	1 GeV
$\tilde{q} - \tilde{\chi}_2^0$ on-shell	$\tilde{q}\tilde{q}$	$u, d, c, s$	$x$	$y$	1 GeV
$\tilde{g} - \tilde{\chi}_1^0$ on-shell	$\tilde{g}\tilde{g}$	$u, d, c, s$	$x$	$m(\tilde{\chi}_1^0) + 100$ GeV	$y$

The ATLAS detector has a two-level trigger system, with the first level implemented in custom hardware and the second level implemented in software. This trigger system reduces the output rate to about 1 kHz from up to 40 MHz [18].

### 3 SUSY signal models

SUSY-inspired simplified models are considered as signal scenarios for this analysis. In all of these models, squarks or gluinos are directly pair-produced, decaying via an intermediate neutralino,  $\tilde{\chi}_2^0$ , into the LSP ( $\tilde{\chi}_1^0$ ). All sparticles not directly involved in the decay chains considered are assigned very high masses, such that they are decoupled. Three example decay topologies are shown in Fig. 1. For all models with gluino pair production, a three-body decay for  $\tilde{g} \rightarrow q\bar{q}\tilde{\chi}_2^0$  is assumed. Signal models are generated on a grid over a two-dimensional space, varying the gluino or squark mass and the mass of either the  $\tilde{\chi}_2^0$  or the  $\tilde{\chi}_1^0$ .

The first model considered with gluino production, illustrated on the left of Fig. 1, is the so-called slepton model, which assumes that the sleptons are lighter than the  $\tilde{\chi}_2^0$ . The  $\tilde{\chi}_2^0$  then decays either as  $\tilde{\chi}_2^0 \rightarrow \tilde{\ell}^\mp \ell^\pm$ ;  $\tilde{\ell} \rightarrow \ell \tilde{\chi}_1^0$  or as  $\tilde{\chi}_2^0 \rightarrow \tilde{\nu} \nu$ ;  $\tilde{\nu} \rightarrow \nu \tilde{\chi}_1^0$ , the two decay channels having equal probability. In these decays,  $\tilde{\ell}$  can be  $\tilde{e}, \tilde{\mu}$  or  $\tilde{\tau}$  and  $\tilde{\nu}$  can be  $\tilde{\nu}_e, \tilde{\nu}_\mu$  or  $\tilde{\nu}_\tau$  with equal probability. The masses of the superpartners of the left-handed leptons are set to the average of the  $\tilde{\chi}_2^0$  and  $\tilde{\chi}_1^0$  masses, while the superpartners of the right-handed leptons are decoupled. The three slepton flavours are taken to be mass-degenerate. The kinematic endpoint in the invariant mass distribution of the two final-state leptons in this decay chain can occur at any mass, highlighting the need to search over the full dilepton mass distribution. The endpoint feature of this decay topology provides a generic signature for many models of beyond-the-SM (BSM) physics.

In the  $Z^{(*)}$  model in the centre of Fig. 1 the  $\tilde{\chi}_2^0$  from the gluino decay then decays as  $\tilde{\chi}_2^0 \rightarrow Z^{(*)} \tilde{\chi}_1^0$ . In both the slepton and  $Z^{(*)}$  models, the  $\tilde{g}$  and  $\tilde{\chi}_1^0$  masses are free parameters that are varied to produce the two-dimensional grid of signal models. For the gluino decays,  $\tilde{g} \rightarrow q\bar{q}\tilde{\chi}_2^0$ , both models have equal branching fractions for  $q = u, d, c, s, b$ . The  $\tilde{\chi}_2^0$

mass is set to the average of the gluino and  $\tilde{\chi}_1^0$  masses. The mass splittings are chosen to enhance the topological differences between these simplified models and other models with only one intermediate particle between the gluino and the LSP [19].

Three additional models with decay topologies as illustrated in the middle and right diagrams of Fig. 1, but with exclusively on-shell  $Z$  bosons in the decay, are also considered. For two of these models, the LSP mass is set to 1 GeV, inspired by SUSY scenarios with a low-mass LSP (e.g. generalised gauge mediation [20–22]). Sparticle mass points are generated across the  $\tilde{g} - \tilde{\chi}_2^0$  (or  $\tilde{q} - \tilde{\chi}_2^0$ ) plane. These two models are referred to here as the  $\tilde{g} - \tilde{\chi}_2^0$  on-shell and  $\tilde{q} - \tilde{\chi}_2^0$  on-shell models, respectively. The third model is based on topologies that could be realised in the 19-parameter phenomenological supersymmetric Standard Model (pMSSM) [23,24] with potential LSP masses of 100 GeV or more. In this case the  $\tilde{\chi}_2^0$  mass is chosen to be 100 GeV above the  $\tilde{\chi}_1^0$  mass, which can maximise the branching fraction to  $Z$  bosons. Sparticle mass points are generated across the  $\tilde{g} - \tilde{\chi}_1^0$  plane, and this model is thus referred to as the  $\tilde{g} - \tilde{\chi}_1^0$  on-shell model. For the two models with gluino pair production, the branching fractions for  $q = u, d, c, s$  are each 25%. For the model involving squark pair production, the superpartners of the  $u$ -,  $d$ -,  $c$ - and  $s$ -quarks have the same mass, with the superpartners of the  $b$ - and  $t$ -quarks being decoupled. A summary of all signal models considered in this analysis can be found in Table 1.

### 4 Data and simulated event samples

The data used in this analysis were collected by ATLAS during 2015 and 2016, with a mean number of additional  $pp$  interactions per bunch crossing (*pile-up*) of approximately 14 in 2015 and 25 in 2016, and a centre-of-mass collision energy of 13 TeV. After imposing requirements based on beam and detector conditions and data quality, the data set corresponds to an integrated luminosity of  $36.1 \text{ fb}^{-1}$ . The uncertainty in the combined 2015 and 2016 integrated luminosity is  $\pm 2.1\%$ . Following a methodology similar to that detailed in Ref. [25], it is derived from a calibration of the luminosity scale using

**Table 2** Simulated background event samples used in this analysis with the corresponding matrix element and parton shower generators, cross-section order in  $\alpha_S$  used to normalise the event yield, underlying-event tune and PDF set

Physics process	Generator	Parton shower	Cross-section	Tune	PDF set
$t\bar{t} + W$ and $t\bar{t} + Z$ [53,54]	MG5_AMC@NLO	PYTHIA 8.186	NLO [55,56]	A14	NNPDF2.3LO
$t\bar{t} + WW$ [53]	MG5_AMC@NLO	PYTHIA 8.186	LO [27]	A14	NNPDF2.3LO
$t\bar{t}$ [57]	POWHEG BOX v2 r3026	PYTHIA 6.428	NNLO+NNLL [58,59]	PERUGIA2012	NLO CT10
Single-top ( $Wt$ ) [57]	POWHEG BOX v2 r2856	PYTHIA 6.428	Approx. NNLO [60]	PERUGIA2012	NLO CT10
$WW$ , $WZ$ and $ZZ$ [61]	SHERPA 2.2.1	SHERPA 2.2.1	NLO [62,63]	SHERPA default	NNPDF3.0NNLO
$Z/\gamma^* (\rightarrow \ell\ell) + \text{jets}$ [64]	SHERPA 2.2.1	SHERPA 2.2.1	NNLO [65,66]	SHERPA default	NNPDF3.0NNLO
$\gamma + \text{jets}$	SHERPA 2.1.1	SHERPA 2.1.1	LO [67]	SHERPA default	NLO CT10
$V (= W, Z)\gamma$	SHERPA 2.1.1	SHERPA 2.1.1	LO [67]	SHERPA default	NLO CT10

$x - y$  beam-separation scans performed in August 2015 and May 2016.

For the high- $p_T$  analysis, data events were collected using single-lepton and dilepton triggers [18]. The dielectron, dimuon, and electron–muon triggers have  $p_T$  thresholds in the range 12–24 GeV for the higher- $p_T$  lepton. Additional single-electron (single-muon) triggers are used, with  $p_T$  thresholds of 60 (50) GeV, to increase the trigger efficiency for events with high- $p_T$  leptons. Events for the high- $p_T$  selection are required to contain at least two selected leptons with  $p_T > 25$  GeV. This selection is fully efficient relative to the lepton triggers with the  $p_T$  thresholds described above.

For the low- $p_T$  analysis, triggers based on  $E_T^{\text{miss}}$  are used in order to increase efficiency for events where the  $p_T$  of the leptons is too low for the event to be selected by the single-lepton or dilepton triggers. The  $E_T^{\text{miss}}$  trigger thresholds varied throughout data-taking during 2015 and 2016, with the most stringent being 110 GeV. Events are required to have  $E_T^{\text{miss}} > 200$  GeV, making the selection fully efficient relative to the  $E_T^{\text{miss}}$  triggers with those thresholds.

An additional control sample of events containing photons was collected using a set of single-photon triggers with  $p_T$  thresholds in the range 45–140 GeV. All photon triggers, except for the one with threshold  $p_T > 120$  GeV in 2015, or the one with  $p_T > 140$  GeV in 2016, were prescaled. This means that only a subset of events satisfying the trigger requirements were retained. Selected events are further required to contain a selected photon with  $p_T > 50$  GeV.

Simulated event samples are used to aid in the estimation of SM backgrounds, validate the analysis techniques, optimise the event selection, and provide predictions for SUSY signal processes. All SM background samples used are listed in Table 2, along with the parton distribution function (PDF) set, the configuration of underlying-event and hadronisation parameters (underlying-event tune) and the cross-section calculation order in  $\alpha_S$  used to normalise the event yields for these samples.

The  $t\bar{t} + W$ ,  $t\bar{t} + Z$ , and  $t\bar{t} + WW$  processes were generated at leading order (LO) in  $\alpha_S$  with the NNPDF2.3LO

PDF set [26] using MG5\_AMC@NLO v2.2.2 [27], interfaced with PYTHIA 8.186 [28] with the A14 underlying-event tune [29] to simulate the parton shower and hadronisation. Single-top and  $t\bar{t}$  samples were generated using POWHEG BOX v2 [30–32] with PYTHIA 6.428 [33] used to simulate the parton shower, hadronisation, and the underlying event. The CT10 PDF set [34] was used for the matrix element, and the CTEQ6L1 PDF set with corresponding PERUGIA2012 [35] tune for the parton shower. In the case of both the MG5\_AMC@NLO and POWHEG samples, the EVTGEN v1.2.0 program [36] was used for properties of the bottom and charm hadron decays. Diboson and  $Z/\gamma^* + \text{jets}$  processes were simulated using the SHERPA 2.2.1 event generator. Matrix elements were calculated using Comix [37] and OpenLoops [38] and merged with SHERPA's own internal parton shower [39] using the ME+PS@NLO prescription [40]. The NNPDF3.0NNLO [41] PDF set is used in conjunction with dedicated parton shower tuning developed by the Sherpa authors. For Monte Carlo (MC) closure studies of the data-driven  $Z/\gamma^* + \text{jets}$  estimate (described in Sect. 7.2),  $\gamma + \text{jets}$  events were generated at LO with up to four additional partons using SHERPA 2.1, and are compared with a sample of  $Z/\gamma^* + \text{jets}$  events with up to two additional partons at NLO (next-to-leading order) and up to four at LO generated using SHERPA 2.1. Additional MC simulation samples of events with a leptonically decaying vector boson and photon ( $V\gamma$ , where  $V = W, Z$ ) were generated at LO using SHERPA 2.2.1. Matrix elements including all diagrams with three electroweak couplings were calculated with up to three partons. These samples are used to estimate backgrounds with real  $E_T^{\text{miss}}$  in  $\gamma + \text{jets}$  data samples.

The SUSY signal samples were produced at LO using MG5\_AMC@NLO with the NNPDF2.3LO PDF set, interfaced with PYTHIA 8.186. The scale parameter for CKKW-L matching [42,43] was set at a quarter of the mass of the gluino. Up to one additional parton is included in the matrix element calculation. The underlying event was modelled using the A14 tune for all signal samples, and EVTGEN was adopted to describe the properties of bottom and charm



hadron decays. Signal cross-sections were calculated at NLO in  $\alpha_S$ , including resummation of soft gluon emission at next-to-leading-logarithmic accuracy (NLO+NLL) [44–48].

All of the SM background MC samples were passed through a full ATLAS detector simulation [49] using GEANT4 [50]. A fast simulation [49], in which a parameterisation of the response of the ATLAS electromagnetic and hadronic calorimeters is combined with GEANT4 elsewhere, was used in the case of signal MC samples. This fast simulation was validated by comparing a few signal samples to some fully simulated points.

Minimum-bias interactions were generated and overlaid on top of the hard-scattering process to simulate the effect of multiple  $pp$  interactions occurring during the same (in-time) or a nearby (out-of-time) bunch-crossing. These were produced using PYTHIA 8.186 with the A2 tune [51] and MSTW 2008 PDF set [52]. The MC simulation samples were reweighted such that the distribution of the average number of interactions per bunch crossing matches the one observed in data.

## 5 Object identification and selection

Jets and leptons selected for analysis are categorised as either “baseline” or “signal” objects according to various quality and kinematic requirements. Baseline objects are used in the calculation of missing transverse momentum, and to resolve ambiguity between the analysis objects in the event, while the jets and leptons used to categorise the event in the final analysis selection must pass more stringent signal requirements.

Electron candidates are reconstructed using energy clusters in the electromagnetic calorimeter matched to ID tracks. Baseline electrons are required to have  $p_T > 10$  GeV ( $p_T > 7$  GeV) in the case of the high- $p_T$  (low- $p_T$ ) lepton selection. These must also satisfy the “loose likelihood” criteria described in Ref. [68] and reside within the region  $|\eta| = 2.47$ . Signal electrons are required to satisfy the “medium likelihood” criteria of Ref. [68], and those entering the high- $p_T$  selection are further required to have  $p_T > 25$  GeV. Signal-electron tracks must pass within  $|z_0 \sin \theta| = 0.5$  mm of the primary vertex,<sup>2</sup> where  $z_0$  is the longitudinal impact parameter with respect to the primary vertex. The transverse-plane distance of closest approach of the electron to the beamline, divided by the corresponding uncertainty, must be  $|d_0/\sigma_{d_0}| < 5$ . These electrons must also be isolated from other objects in the event, according to a  $p_T$ -dependent isolation requirement, which uses calorimeter- and track-based

information to obtain 95% efficiency at  $p_T = 25$  GeV for  $Z \rightarrow ee$  events, rising to 99% efficiency at  $p_T = 60$  GeV.

Baseline muons are reconstructed from either ID tracks matched to muon segments (collections of hits in a single layer of the muon spectrometer) or combined tracks formed in the ID and muon spectrometer [70]. They are required to satisfy the “medium” selection criteria described in Ref. [70], and for the high- $p_T$  (low- $p_T$ ) analysis must satisfy  $p_T > 10$  GeV ( $p_T > 7$  GeV) and  $|\eta| < 2.5$ . Signal muon candidates are required to be isolated and have  $|z_0 \sin \theta| < 0.5$  mm and  $|d_0/\sigma_{d_0}| < 3$ ; those entering the high- $p_T$  selection are further required to have  $p_T > 25$  GeV. Calorimeter- and track-based isolation criteria are used to obtain 95% efficiency at  $p_T = 25$  GeV for  $Z \rightarrow \mu\mu$  events, rising to 99% efficiency at  $p_T = 60$  GeV [70].

Jets are reconstructed from topological clusters of energy [71] in the calorimeter using the anti- $k_t$  algorithm [72,73] with a radius parameter of 0.4 by making use of utilities within the FastJet package [74]. The reconstructed jets are then calibrated to the particle level by the application of a jet energy scale (JES) derived from 13 TeV data and simulation [75]. A residual correction applied to jets in data is based on studies of the  $p_T$  balance between jets and well-calibrated objects in the MC simulation and data [76]. Baseline jet candidates are required to have  $p_T > 20$  GeV and reside within the region  $|\eta| = 4.5$ . Signal jets are further required to satisfy  $p_T > 30$  GeV and reside within the region  $|\eta| = 2.5$ . Additional track-based criteria designed to select jets from the hard scatter and reject those originating from pile-up are applied to signal jets with  $p_T < 60$  GeV and  $|\eta| < 2.4$ . These are imposed by using the jet vertex tagger described in Ref. [77]. Finally, events containing a baseline jet that does not pass jet quality requirements are vetoed in order to remove events impacted by detector noise and non-collision backgrounds [78,79]. The MV2C10 boosted decision tree algorithm [80,81] identifies jets containing  $b$ -hadrons ( $b$ -jets) by using quantities such as the impact parameters of associated tracks and positions of any good reconstructed secondary vertices. A selection that provides 77% efficiency for tagging  $b$ -jets in simulated  $t\bar{t}$  events is used. The corresponding rejection factors against jets originating from  $c$ -quarks, tau leptons, and light quarks and gluons in the same sample for this selection are 6, 22, and 134, respectively. These tagged jets are called  $b$ -tagged jets.

Photon candidates are required to satisfy the “tight” selection criteria described in Ref. [82], have  $p_T > 25$  GeV and reside within the region  $|\eta| = 2.37$ , excluding the calorimeter transition region  $1.37 < |\eta| < 1.6$ . Signal photons are further required to have  $p_T > 50$  GeV and to be isolated from other objects in the event, according to  $p_T$ -dependent requirements on both track-based and calorimeter-based isolation.

<sup>2</sup> The primary vertex in each event is defined as the reconstructed vertex [69] with the highest  $\sum p_T^2$ , where the summation includes all particle tracks with  $p_T > 400$  MeV associated to the vertex.

To avoid the duplication of analysis objects, an overlap removal procedure is applied using baseline objects. Electron candidates originating from photons radiated off of muons are rejected if they are found to share an inner detector track with a muon. Any baseline jet within  $\Delta R = 0.2$  of a baseline electron is removed, unless the jet is  $b$ -tagged. For this overlap removal, a looser 85% efficiency working point is used for tagging  $b$ -jets. Any electron that lies within  $\Delta R < \min(0.04 + (10 \text{ GeV})/p_T, 0.4)$  from a remaining jet is discarded. If a baseline muon either resides within  $\Delta R = 0.2$  of, or has a track associated with, a remaining baseline jet, that jet is removed unless it is  $b$ -tagged. Muons are removed in favour of jets with the same  $p_T$ -dependent  $\Delta R$  requirement as electrons. Finally, photons are removed if they reside within  $\Delta R = 0.4$  of a baseline electron or muon, and any jet within  $\Delta R = 0.4$  of any remaining photon is discarded.

The missing transverse momentum  $\mathbf{p}_T^{\text{miss}}$  is defined as the negative vector sum of the transverse momenta of all baseline electrons, muons, jets, and photons [83]. Low momentum contributions from particle tracks from the primary vertex that are not associated with reconstructed analysis objects are included in the calculation of  $\mathbf{p}_T^{\text{miss}}$ .

Signal models with large hadronic activity are targeted by placing additional requirements on the quantity  $H_T$ , defined as the scalar sum of the  $p_T$  values of all signal jets. For the purposes of rejecting  $t\bar{t}$  background events, the  $m_{T2}$  [84,85] variable is used, defined as an extension of the transverse mass  $m_T$  for the case of two missing particles:

$$m_T^2(\mathbf{p}_{T,\ell a}, \mathbf{p}_T^{\text{miss}}) = 2 \times (\mathbf{p}_{T,\ell a} \times E_T^{\text{miss}} - \mathbf{p}_{T,\ell a} \cdot \mathbf{p}_T^{\text{miss}}),$$

$$m_{T2}^2 = \min_{\mathbf{x}_{T,1} + \mathbf{x}_{T,2} = \mathbf{p}_T^{\text{miss}}} [\max \{m_T^2(\mathbf{p}_{T,\ell 1}, \mathbf{x}_{T,1}), m_T^2(\mathbf{p}_{T,\ell 2}, \mathbf{x}_{T,2})\}],$$

where  $\mathbf{p}_{T,\ell a}$  is the transverse-momentum vector of the highest  $p_T$  ( $a = 1$ ) or second highest  $p_T$  ( $a = 2$ ) lepton, and  $\mathbf{x}_{T,b}$  ( $b = 1, 2$ ) are two vectors representing the possible momenta of the invisible particles that minimize the  $m_{T2}$  in the event. For typical  $t\bar{t}$  events, the value of  $m_{T2}$  is small, while for signal events in some scenarios it can be relatively large.

All MC samples have MC-to-data corrections applied to take into account small differences between data and MC simulation in identification, reconstruction and trigger efficiencies. The  $p_T$  values of leptons in MC samples are additionally smeared to match the momentum resolution in data.

## 6 Event selection

This search is carried out using signal regions (SRs) designed to select events where heavy new particles decay into an “invisible” LSP, with final-state signatures including either a  $Z$  boson mass peak or a kinematic endpoint in the dilepton invariant mass distribution. In order to estimate the expected contribution from SM backgrounds in these regions, con-

trol regions (CRs) are defined in such a way that they are enriched in the particular SM process of interest and have low expected contamination from events potentially arising from SUSY signals. For signal points not excluded by the previous iteration of this analysis [15], the signal contamination in the CRs is  $< 5\%$ , with the exception of models with  $m_{\tilde{g}} < 600 \text{ GeV}$  in the higher- $E_T^{\text{miss}}$  CRs of the low- $p_T$  search where it can reach 20%. To validate the background estimation procedures, various validation regions (VRs) are defined so as to be analogous but orthogonal to the CRs and SRs, by using less stringent requirements than the SRs on variables used to isolate the SUSY signal, such as  $m_{T2}$ ,  $E_T^{\text{miss}}$  or  $H_T$ . VRs with additional requirements on the number of leptons are used to validate the modelling of backgrounds in which more than two leptons are expected. The various methods used to perform the background prediction in the SRs are discussed in Sect. 7.

Events entering the SRs must have at least two signal leptons (electrons or muons), where the two highest- $p_T$  leptons in the event are used when defining further event-level requirements. These two leptons must have the same-flavour (SF) and oppositely signed charges (OS). For the high- $p_T$  lepton analysis, in both the edge and on- $Z$  searches, the events must pass at least one of the leptonic triggers, whereas  $E_T^{\text{miss}}$  triggers are used for the low- $p_T$  analysis so as to select events containing softer leptons. In the cases where a dilepton trigger is used to select an event, the two leading (highest  $p_T$ ) leptons must be matched to the objects that triggered the event. For events selected by a single-lepton trigger, at least one of the two leading leptons must be matched to the trigger object in the same way. The two leading leptons in the event must have  $p_T > \{50, 25\} \text{ GeV}$  to pass the high- $p_T$  event selection, and must have  $p_T > \{7, 7\} \text{ GeV}$ , while not satisfying  $p_T > \{50, 25\} \text{ GeV}$ , to be selected by the low- $p_T$  analysis.

Since at least two jets are expected in all signal models studied, selected events are further required to contain at least two signal jets. Furthermore, for events with a  $E_T^{\text{miss}}$  requirement applied, the minimum azimuthal opening angle between either of the two leading jets and the  $\mathbf{p}_T^{\text{miss}}$ ,  $\Delta\phi(\text{jet}_{1,2}, \mathbf{p}_T^{\text{miss}})$ , is required to be greater than 0.4 so as to remove events with  $E_T^{\text{miss}}$  arising from jet mismeasurements.

The selection criteria for the CRs, VRs, and SRs are summarised in Tables 3 and 4, for the high- and low- $p_T$  analyses respectively. The most important of these regions are shown graphically in Fig. 2.

For the high- $p_T$  search, the leading lepton's  $p_T$  is required to be at least 50 GeV to reject additional background events while retaining high efficiency for signal events. Here, a kinematic endpoint in the  $m_{\ell\ell}$  distribution is searched for in three signal regions. In each case, it is carried out across the full  $m_{\ell\ell}$  spectrum, with the exception of the region with  $m_{\ell\ell} < 12 \text{ GeV}$ , which is vetoed to reject low-mass Drell–

**Table 3** Overview of all signal, control and validation regions used in the high- $p_T$  edge and on- $Z$  searches. The flavour combination of the dilepton pair is denoted by either “SF” for same-flavour or “DF” for different-flavour. All regions require at least two opposite-charge leptons with  $p_T > \{50, 25\}$  GeV, with the exception of the three  $\gamma$  CRs, which require zero leptons and one photon, and the diboson CRs

(VR-WZ and VR-ZZ). Unlike the rest of the regions, the diboson CRs do not include a lepton-charge requirement. More details are given in the text. The main requirements that distinguish the control and validation regions from the signal regions are indicated in bold. Most of the kinematic quantities used to define these regions are discussed in the text

High- $p_T$ regions	$E_T^{\text{miss}}$ (GeV)	$H_T$ (GeV)	$n_{\text{jets}}$	$m_{\ell\ell}$ (GeV)	$m_{T2}$ (GeV)	SF/DF	$n_{b\text{-jets}}$	$\Delta\phi(\text{jet}_{12}, \mathbf{p}_T^{\text{miss}})$	$m_{\ell\ell}$ windows
<b>Signal regions</b>									
SR-low	> 250	> 200	$\geq 2$	> 12	> 70	SF	—	> 0.4	10
SR-medium	> 400	> 400	$\geq 2$	> 12	> 25	SF	—	> 0.4	9
SR-high	> 200	> 1200	$\geq 2$	> 12	—	SF	—	> 0.4	10
<b>Control regions</b>									
CR-FS-low	> 250	> 200	$\geq 2$	> 12	> 70	<b>DF</b>	—	> 0.4	—
CR-FS-medium	> 400	> 400	$\geq 2$	> 12	> 25	<b>DF</b>	—	> 0.4	—
CR-FS-high	> 100	> 1100	$\geq 2$	> 12	—	<b>DF</b>	—	> 0.4	—
CR $\gamma$ -low	—	> 200	$\geq 2$	—	—	<b>0<math>\ell</math>, 1<math>\gamma</math></b>	—	—	—
CR $\gamma$ -medium	—	> 400	$\geq 2$	—	—	<b>0<math>\ell</math>, 1<math>\gamma</math></b>	—	—	—
CR $\gamma$ -high	—	> 1200	$\geq 2$	—	—	<b>0<math>\ell</math>, 1<math>\gamma</math></b>	—	—	—
CRZ-low	< 100	> 200	$\geq 2$	> 12	> 70	SF	—	—	—
CRZ-medium	< 100	> 400	$\geq 2$	> 12	> 25	SF	—	—	—
CRZ-high	< 100	> 1200	$\geq 2$	> 12	—	SF	—	—	—
<b>Validation regions</b>									
VR-low	<b>100–200</b>	> 200	$\geq 2$	> 12	> 70	SF	—	> 0.4	—
VR-medium	<b>100–200</b>	> 400	$\geq 2$	> 12	> 25	SF	—	> 0.4	—
VR-high	<b>100–200</b>	> 1200	$\geq 2$	> 12	—	SF	—	> 0.4	—
VR- $\Delta\phi$ -low	> 250	> 200	$\geq 2$	> 12	> 70	SF	—	< <b>0.4</b>	—
VR- $\Delta\phi$ -medium	> 400	> 400	$\geq 2$	> 12	> 25	SF	—	< <b>0.4</b>	—
VR- $\Delta\phi$ -high	> 200	> 1200	$\geq 2$	> 12	—	SF	—	< <b>0.4</b>	—
VR-WZ	<b>100–200</b>	<b>&gt;200</b>	$\geq 2$	> 12	—	<b>3<math>\ell</math></b>	<b>0</b>	> 0.4	—
VR-ZZ	<b>&lt;50</b>	<b>&gt;100</b>	$\geq 1$	> 12	—	<b>4<math>\ell</math></b>	<b>0</b>	> 0.4	—

Yan (DY) events,  $\Upsilon$  and other dilepton resonances. Models with low, medium and high values of  $\Delta m_{\tilde{g}} = m_{\tilde{g}} - m_{\tilde{\chi}_1^0}$  are targeted by selecting events with  $H_T > 200, 400$  and 1200 GeV to enter SR-low, SR-medium and SR-high, respectively. Requirements on  $E_T^{\text{miss}}$  are also used to select signal-like events, with higher  $E_T^{\text{miss}}$  thresholds probing models with higher LSP masses. For SR-low and SR-medium a cut on  $m_{T2}$  of  $> 70$  GeV and  $> 25$  GeV, respectively, is applied to reduce backgrounds from top-quark production. In order to make model-dependent interpretations using the signal models described in Sect. 3, a profile likelihood [86] fit to the  $m_{\ell\ell}$  shape is performed in each SR separately, with  $m_{\ell\ell}$  bin boundaries chosen to ensure a sufficient number of events for a robust background estimate in each bin and maximise sensitivity to target signal models. The  $m_{\ell\ell}$  bins are also used to form 29 non-orthogonal  $m_{\ell\ell}$  windows to probe the existence of BSM physics or to assess model-independent upper limits on the number of possible signal events. These windows are chosen so that they are sensitive to a broad range of potential kinematic edge positions. In cases where the signal

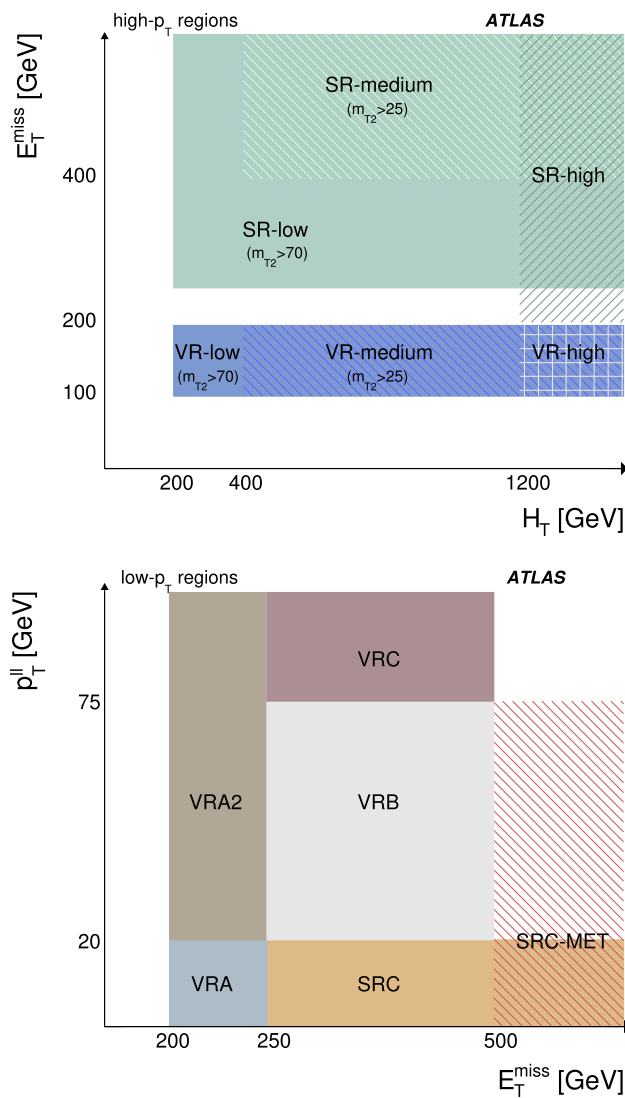
could stretch over a large  $m_{\ell\ell}$  range, the exclusive bins used in the shape fit potentially truncate the lower- $m_{\ell\ell}$  tail, and so are less sensitive. Of these windows, ten are in SR-low, nine are in SR-medium and ten are in SR-high. A schematic diagram showing the  $m_{\ell\ell}$  bin edges in the SRs and the subsequent  $m_{\ell\ell}$  windows is shown in Fig. 3. More details of the  $m_{\ell\ell}$  definitions in these windows are given along with the results in Sect. 9. Models without light sleptons are targeted by windows with  $m_{\ell\ell} < 81$  GeV for  $\Delta m_{\chi} < m_Z$ , and by the window with  $81 < m_{\ell\ell} < 101$  GeV for  $\Delta m_{\chi} > m_Z$ . The on- $Z$  bins of the SRs, with bin boundaries  $81 < m_{\ell\ell} < 101$  GeV, are each considered as one of the 29  $m_{\ell\ell}$  windows, having good sensitivity to models with on-shell  $Z$  bosons in the final state.

For the low- $p_T$  search, events are required to have at least two leptons with  $p_T > 7$  GeV. Orthogonality with the high- $p_T$  channel is imposed by rejecting events that satisfy the lepton  $p_T$  requirements of the high- $p_T$  selection. In addition to this, events must have  $m_{\ell\ell} > 4$  GeV, excluding the region between 8.4 and 11 GeV, in order to exclude the  $J/\psi$  and

**Table 4** Overview of all signal, control and validation regions used in the low- $p_T$  edge search. The flavour combination of the dilepton pair is denoted by either “SF” for same-flavour or “DF” for different-flavour. The charge combination of the leading lepton pairs is given as “SS” for same-sign or “OS” for opposite-sign. All regions require at least two leptons with  $p_T > [7, 7]$  GeV, with the exception of CR-real and CR-fake, which require *exactly* two leptons, and the diboson CRs (VR-WZ-low- $p_T$  and VR-ZZ-low- $p_T$ ). More details are given in the text. The main requirements which distinguish the control and validation regions from the signal regions are indicated in bold. The low- $p_T$  SR selection is explicitly vetoed in VR-WZ-low- $p_T$  and VR-ZZ-low- $p_T$  to ensure orthogonality. When applied, the  $m_T$  requirement is checked for the two leading leptons

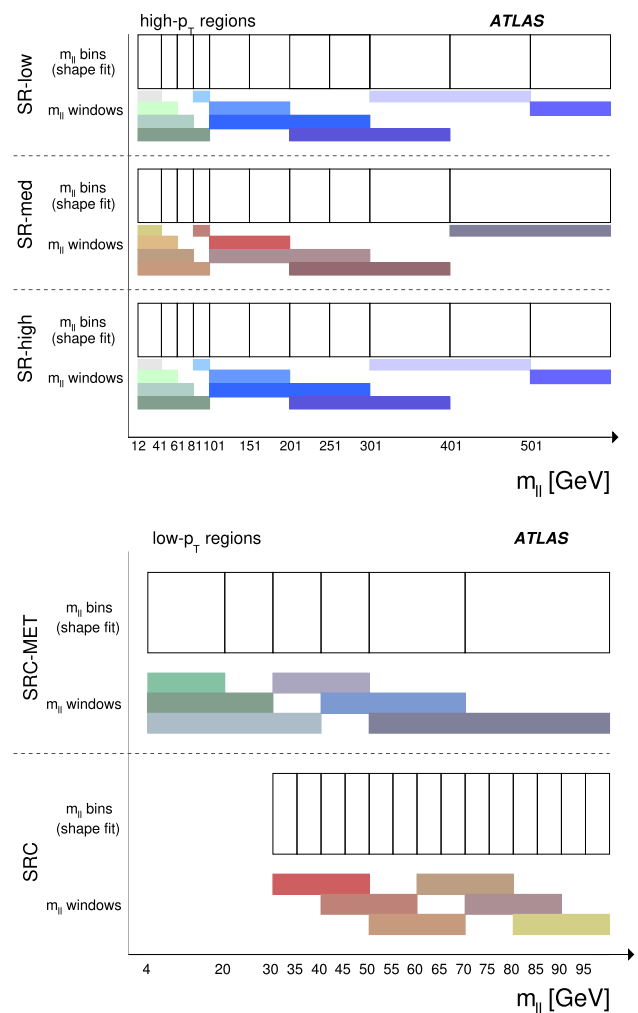
Low- $p_T$ regions	$E_T^{\text{miss}}$ (GeV)	$p_T^{\ell\ell}$ (GeV)	$n_{\text{jets}}$	$n_{b\text{-jets}}$	$m_{\ell\ell}$ (GeV)	SF/DF	OS/SS	$\Delta\phi(\text{jet}_{1,2}, p_T^{\text{miss}})$	$m_T$ (GeV)	$m_{\ell\ell}$ windows
<b>Signal regions</b>										
SRC	$> 250$	$< 20$	$\geq 2$	—	$> 30$	SF	OS	$> 0.4$	—	6
SRC-MET	$> 500$	$< 75$	$\geq 2$	—	$> 4, \notin [8.4, 11]$	SF	OS	$> 0.4$	—	6
<b>Control regions</b>										
CRC	$> 250$	$< 20$	$\geq 2$	—	$> 30$	<b>DF</b>	OS	$> 0.4$	—	—
CRC-MET	$> 500$	$< 75$	$\geq 2$	—	$> 4, \notin [8.4, 11]$	<b>DF</b>	OS	$> 0.4$	—	—
CR-real	—	—	$\geq 2$	—	<b>81–101</b>	2 $\ell$ SF	OS	—	—	—
CR-fake	$< 125$	—	—	—	$> 4, \notin [8.4, 11]$	2 $\ell$ $\mu e$	<b>SS</b>	—	—	—
					$> 4, \notin [8.4, 11], \notin [81, 101]$	2 $\ell$ $\mu\mu$				
<b>Validation regions</b>										
VRA	<b>200–250</b>	$< 20$	$\geq 2$	—	$> 30$	SF	OS	$> 0.4$	—	—
VRA2	<b>200–250</b>	$> 20$	$\geq 2$	—	$> 4, \notin [8.4, 11]$	SF	OS	$> 0.4$	—	—
VRB	<b>250–500</b>	<b>20–75</b>	$\geq 2$	—	$> 4, \notin [8.4, 11]$	SF	OS	$> 0.4$	—	—
VRC	<b>250–500</b>	$> 75$	$\geq 2$	—	$> 4, \notin [8.4, 11]$	SF	OS	$> 0.4$	—	—
VR-WZ-low- $p_T$	$> 200$	—	$\geq 1$	<b>0</b>	$> 4, \notin [8.4, 11]$	<b>3<math>\ell</math></b>	—	$> 0.4$	—	—
VR-ZZ-low- $p_T$	$> 200$	—	—	<b>0</b>	$> 4, \notin [8.4, 11]$	<b>4<math>\ell</math></b>	—	$> 0.4$	—	—
VR- $\Delta\phi$	$> 250$	—	$\geq 2$	—	$> 4, \notin [8.4, 11]$	SF	OS	$< 0.4$	—	—
VR-fakes	$> 225$	—	$\geq 2$	—	$> 4, \notin [8.4, 11]$	<b>DF</b>	OS	$> 0.4$	$\ell_1, \ell_2 < 100$	—
VR-SS	$> 225$	—	$\geq 2$	—	$> 4, \notin [8.4, 11]$	SF	SS	$> 0.4$	$\ell_1, \ell_2 < 100$	—





**Fig. 2** Schematic diagrams of the main validation and signal regions for the high- $p_T$  (top) and low- $p_T$  (bottom) searches. Regions where hatched markings overlap indicate the overlap between various regions. For each search (high- $p_T$  or low- $p_T$ ), the SRs are not orthogonal; in the case of high- $p_T$ , the VRs also overlap. In both cases, as indicated in the diagrams, there is no overlap between SRs and VRs

$\Upsilon$  resonances. To isolate signal models with small  $\Delta m_\chi$ , the low- $p_T$  lepton SRs place upper bounds on the  $p_T^{\ell\ell}$  ( $p_T$  of the dilepton system) of events entering the two SRs, SRC and SRC-MET. SRC selects events with a maximum  $p_T^{\ell\ell}$  requirement of 20 GeV, targeting models with small  $\Delta m_\chi$ . SRC-MET requires  $p_T^{\ell\ell} < 75$  GeV and has a higher  $E_T^{\text{miss}}$  threshold (500 GeV compared with 250 GeV in SRC), maximising sensitivity to very compressed models. Here the analysis strategy closely follows that of the high- $p_T$  analysis, with a shape fit applied to the  $m_{\ell\ell}$  distribution performed independently in SRC and SRC-MET. The  $m_{\ell\ell}$  bins are used to construct  $m_{\ell\ell}$  windows from which model-independent assessments can be



**Fig. 3** Schematic diagrams to show the  $m_{\ell\ell}$  binning used in the various SRs alongside the overlapping  $m_{\ell\ell}$  windows used for model-independent interpretations. The unfilled boxes indicate the  $m_{\ell\ell}$  bin edges for the shape fits used in the model-dependent interpretations. Each filled region underneath indicates one of the  $m_{\ell\ell}$  windows, formed of one or more  $m_{\ell\ell}$  bins, used to derive model-independent results for the given SR. In each case, the last  $m_{\ell\ell}$  bin includes the overflow

made. There are a total of 12  $m_{\ell\ell}$  windows for the low- $p_T$  analysis, six in each SR.

## 7 Background estimation

In most SRs, the dominant background processes are “flavour-symmetric” (FS), where the ratio of  $ee$ ,  $\mu\mu$  and  $e\mu$  dileptonic branching fractions is expected to be 1:1:2 because the two leptons originate from independent  $W \rightarrow \ell\nu$  decays. Dominated by  $t\bar{t}$ , this background, described in Sect. 7.1, also includes  $WW$ ,  $Wt$ , and  $Z \rightarrow \tau\tau$  processes, and typically makes up 50–95% of the total SM background in the SRs. The FS background is estimated using data control sam-

ples of different-flavour (DF) events for the high- $p_T$  search, whereas the low- $p_T$  search uses such samples to normalise the dominant top-quark ( $t\bar{t}$  and  $Wt$ ) component of this background, with the shape taken from MC simulation.

As all the SRs have a high  $E_T^{\text{miss}}$  requirement,  $Z/\gamma^* + \text{jets}$  events generally enter the SRs when there is large  $E_T^{\text{miss}}$  originating from instrumental effects or from neutrinos from the decays of hadrons produced in jet fragmentation. This background is always relatively small, contributing less than 10% of the total background in the SRs, but is difficult to model with MC simulation. A control sample of  $\gamma + \text{jets}$  events in data, which have similar kinematic properties to those of  $Z/\gamma^* + \text{jets}$  and similar sources of  $E_T^{\text{miss}}$ , is used to model this background for the high- $p_T$  search by weighting the  $\gamma + \text{jets}$  events to match  $Z/\gamma^* + \text{jets}$  in another control sample, described in Sect. 7.2. For the low- $p_T$  analysis, where  $Z/\gamma^* + \text{jets}$  processes make up at most 8% of the background in the SRs, MC simulation is used to estimate this background.

The contribution from events with fake or misidentified leptons in the low- $p_T$  SRs is at most 20%, and is estimated using a data-driven matrix method, described in Sect. 7.3. The contribution to the SRs from  $WZ/ZZ$  production, described in Sect. 7.4, while small for the most part ( $< 5\%$ ), can be up to 70% in the on- $Z$  bins of the high- $p_T$  analysis. These backgrounds are estimated from MC simulation and validated in dedicated  $3\ell$  ( $WZ$ ) and  $4\ell$  ( $ZZ$ ) VRs. “Rare top” backgrounds, also described in Sect. 7.4, which include  $t\bar{t}W$ ,  $t\bar{t}Z$  and  $t\bar{t}WW$  processes, constitute  $< 10\%$  of the SM expectation in all SRs and are estimated from MC simulation.

### 7.1 Flavour-symmetric backgrounds

For the high- $p_T$  analysis the so-called “flavour-symmetry” method is used to estimate the contribution of the background from flavour-symmetric processes to each SR. This method makes use of three  $e\mu$  control regions, CR-FS-low, CR-FS-medium or CR-FS-high, with the same  $m_{\ell\ell}$  binning as their corresponding SR. For SR-low, SR-medium or SR-high the flavour-symmetric contribution to each  $m_{\ell\ell}$  bin of the signal regions is predicted using data from the corresponding bin from CR-FS-low, CR-FS-medium or CR-FS-high, respectively (precise region definitions can be found in Table 3). These CRs are  $> 95\%$  pure in flavour-symmetric processes (estimated from MC simulation). Each of these regions has the same kinematic requirements as their respective SR, with the exception of CR-FS-high, in which the 1200 GeV  $H_T$  and 200 GeV  $E_T^{\text{miss}}$  thresholds of SR-high are loosened to 1100 and 100 GeV, respectively, in order to increase the number of  $e\mu$  events available to model the FS background.

The data events in these regions are subject to lepton  $p_T$ - and  $\eta$ -dependent correction factors determined in data.

These factors are measured separately for 2015 and 2016 to take into account the differences between the triggers available in those years, and account for the different trigger efficiencies for the dielectron, dimuon and electron–muon selections, as well as the different identification and reconstruction efficiencies for electrons and muons. The estimated numbers of events in the SF channels,  $N^{\text{est}}$ , are given by:

$$N^{\text{est}} = \frac{f_{\text{SR}}}{2} \cdot \left[ \sum_i^{N_{e\mu}^{\text{data}}} \left( k_e(p_T^{i,\mu}, \eta^{i,\mu}) + k_\mu(p_T^{i,e}, \eta^{i,e}) \right) \cdot \alpha(p_T^{i,\ell_1}, \eta^{i,\ell_1}) - \sum_i^{N_{e\mu}^{\text{MC}}} \left( k_e(p_T^{i,\mu}, \eta^{i,\mu}) + k_\mu(p_T^{i,e}, \eta^{i,e}) \right) \cdot \alpha(p_T^{i,\ell_1}, \eta^{i,\ell_1}) \right], \quad (1)$$

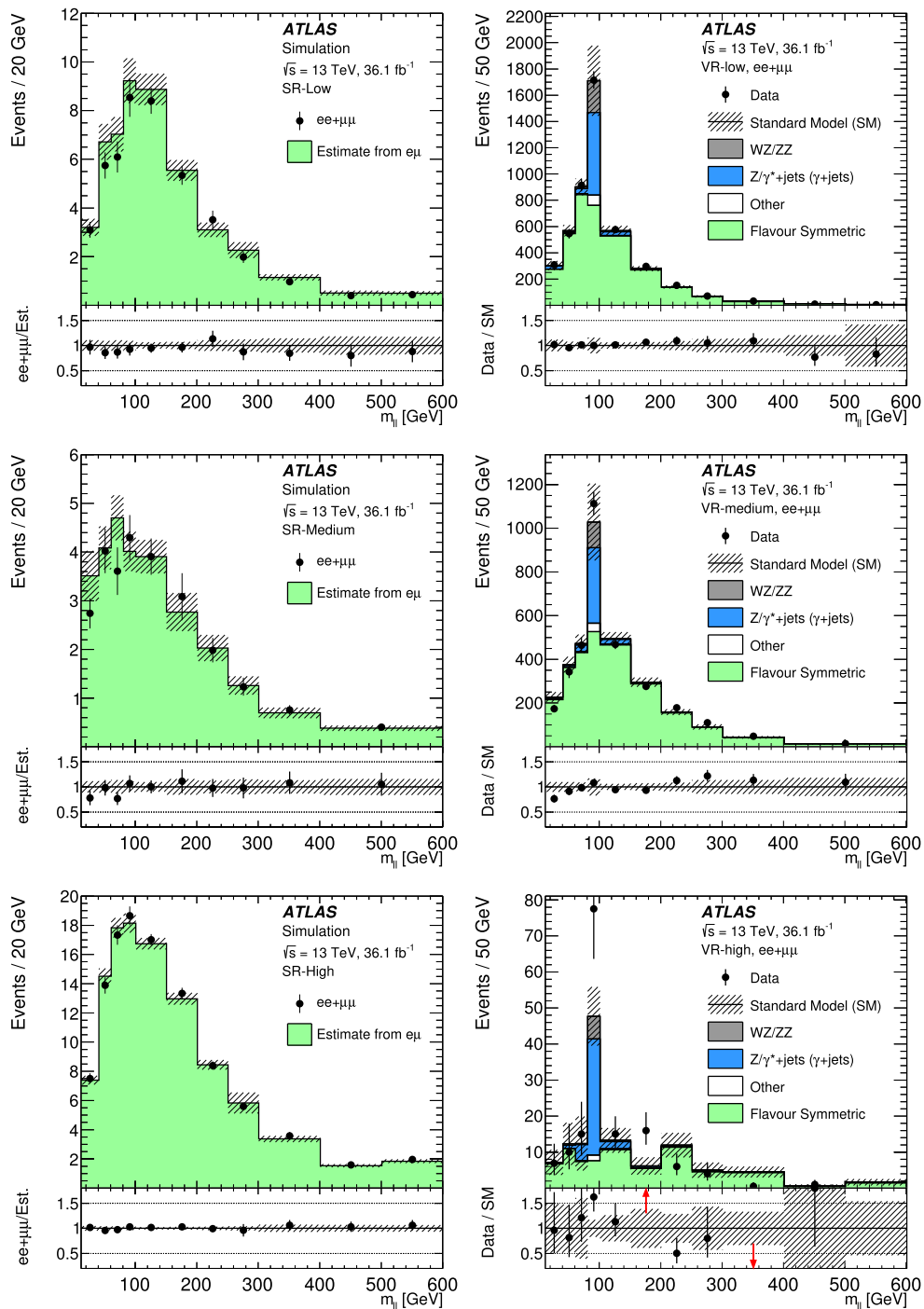
where  $N_{e\mu}^{\text{data}}$  is the number of data events observed in a given control region (CR-FS-low, CR-FS-medium or CR-FS-high). Events from non-FS processes are subtracted from the  $e\mu$  data events using MC simulation, the second term in Eq. 1, where  $N_{e\mu}^{\text{MC}}$  is the number of events from non-FS processes in MC simulation in the respective CRs. The factor  $\alpha(p_T^i, \eta^i)$  accounts for the different trigger efficiencies for SF and DF events, and  $k_e(p_T^i, \eta^i)$  and  $k_\mu(p_T^i, \eta^i)$  are the electron and muon selection efficiency factors for the kinematics of the lepton being replaced in event  $i$ . The trigger and selection efficiency correction factors are derived from the events in an inclusive on- $Z$  selection ( $81 < m_{\ell\ell} < 101$  GeV,  $\geq 2$  signal jets), according to:

$$k_e(p_T, \eta) = \sqrt{\frac{N_{ee}^{\text{meas}}(p_T, \eta)}{N_{\mu\mu}^{\text{meas}}(p_T, \eta)}},$$

$$k_\mu(p_T, \eta) = \sqrt{\frac{N_{\mu\mu}^{\text{meas}}(p_T, \eta)}{N_{ee}^{\text{meas}}(p_T, \eta)}},$$

$$\alpha(p_T, \eta) = \frac{\sqrt{\epsilon_{ee}^{\text{trig}}(p_T^{\ell_1}, \eta^{\ell_1}) \times \epsilon_{\mu\mu}^{\text{trig}}(p_T^{\ell_1}, \eta^{\ell_1})}}{\epsilon_{e\mu}^{\text{trig}}(p_T^{\ell_1}, \eta^{\ell_1})},$$

where  $\epsilon_{ee/\mu\mu/e\mu}^{\text{trig}}$  is the trigger efficiency as a function of the leading-lepton ( $\ell_1$ ) kinematics and  $N_{ee}^{\text{meas}}$  ( $N_{\mu\mu}^{\text{meas}}$ ) is the number of  $ee$  ( $\mu\mu$ ) data events in the inclusive on- $Z$  region (or a DF selection in the same mass window in the case of  $\epsilon_{e\mu}^{\text{trig}}$ , for example) outlined above. Here  $k_e(p_T, \eta)$  and  $k_\mu(p_T, \eta)$  are calculated separately for leading and sub-leading leptons. The correction factors are typically within 10% of unity, except in the region  $|\eta| < 0.1$  where, because of a lack of coverage of the muon spectrometer, they deviate by up to 50% from unity. To account for the extrapolation from  $H_T > 1100$  GeV and  $E_T^{\text{miss}} > 100$  GeV to  $H_T > 1200$  GeV and  $E_T^{\text{miss}} > 200$  GeV going from CR-FS-high to SR-high,



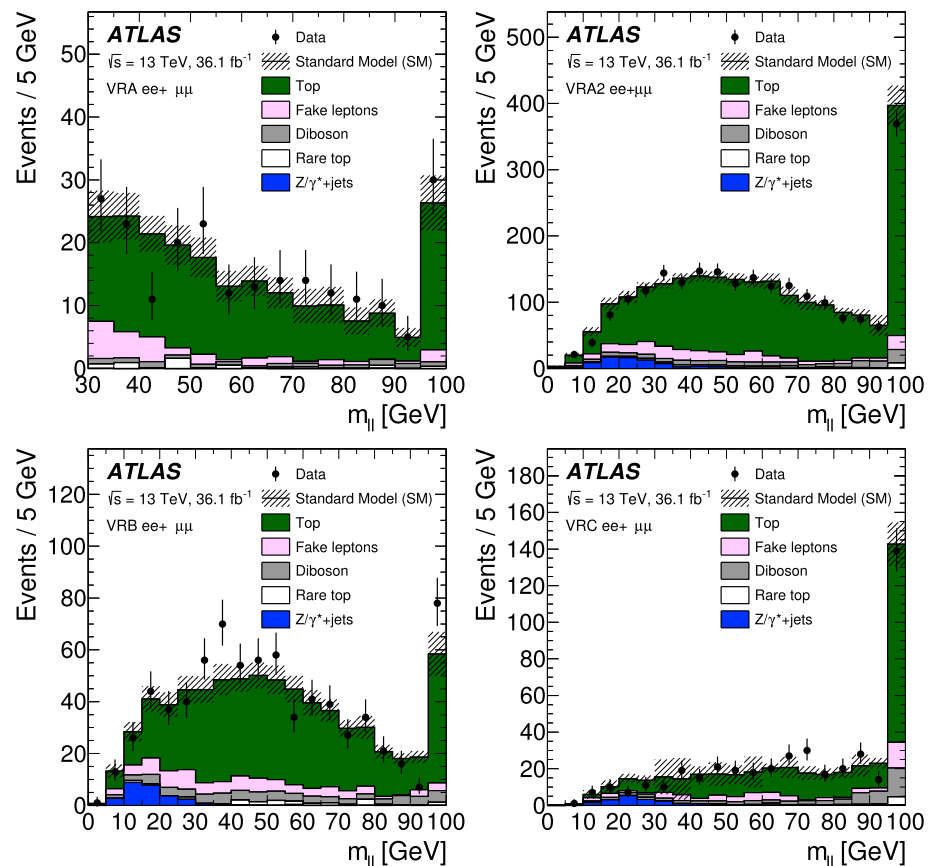
**Fig. 4** Validation of the flavour-symmetry method using MC simulation (left) and data (right), in SR-low and VR-low (top), SR-medium and VR-medium (middle), and SR-high and VR-high (bottom). On the left the flavour-symmetry estimate from  $t\bar{t}$ ,  $Wt$ ,  $WW$  and  $Z \rightarrow \tau\tau$  MC samples in the  $e\mu$  channel is compared with the SF distribution from these MC samples. The MC statistical uncertainty is indicated by

the hatched band. In the data plots, all uncertainties in the background expectation are included in the hatched band. The bottom panel of each figure shows the ratio of the observation to the prediction. In cases where the data point is not accommodated by the scale of this panel, an arrow indicates the direction in which the point is out of range. The last bin always contains the overflow

an additional factor,  $f_{\text{SR}}$ , derived from simulation, is applied as given in Eq. 2.

$$f_{\text{SR}} = \frac{N_{e\mu}^{\text{CR-FS-high}}(E_{\text{T}}^{\text{miss}} > 200 \text{ GeV}, H_{\text{T}} > 1200 \text{ GeV})}{N_{e\mu}^{\text{CR-FS-high}}(E_{\text{T}}^{\text{miss}} > 100 \text{ GeV}, H_{\text{T}} > 1100 \text{ GeV})} \quad (2)$$

**Fig. 5** Validation of the background modelling for the low- $p_T$  analysis in VRA (top left), VRA2 (top right), VRB (bottom left) and VRC (bottom right) in the SF channels. The  $t\bar{t}$  and  $Wt$  backgrounds are normalised in  $e\mu$  data samples for which the requirements are otherwise the same as in the VR in question. All uncertainties in the background expectation are included in the hatched band. The last bin always contains the overflow



In CR-FS-high this extrapolation factor is found to be constant over the full  $m_{\ell\ell}$  range.

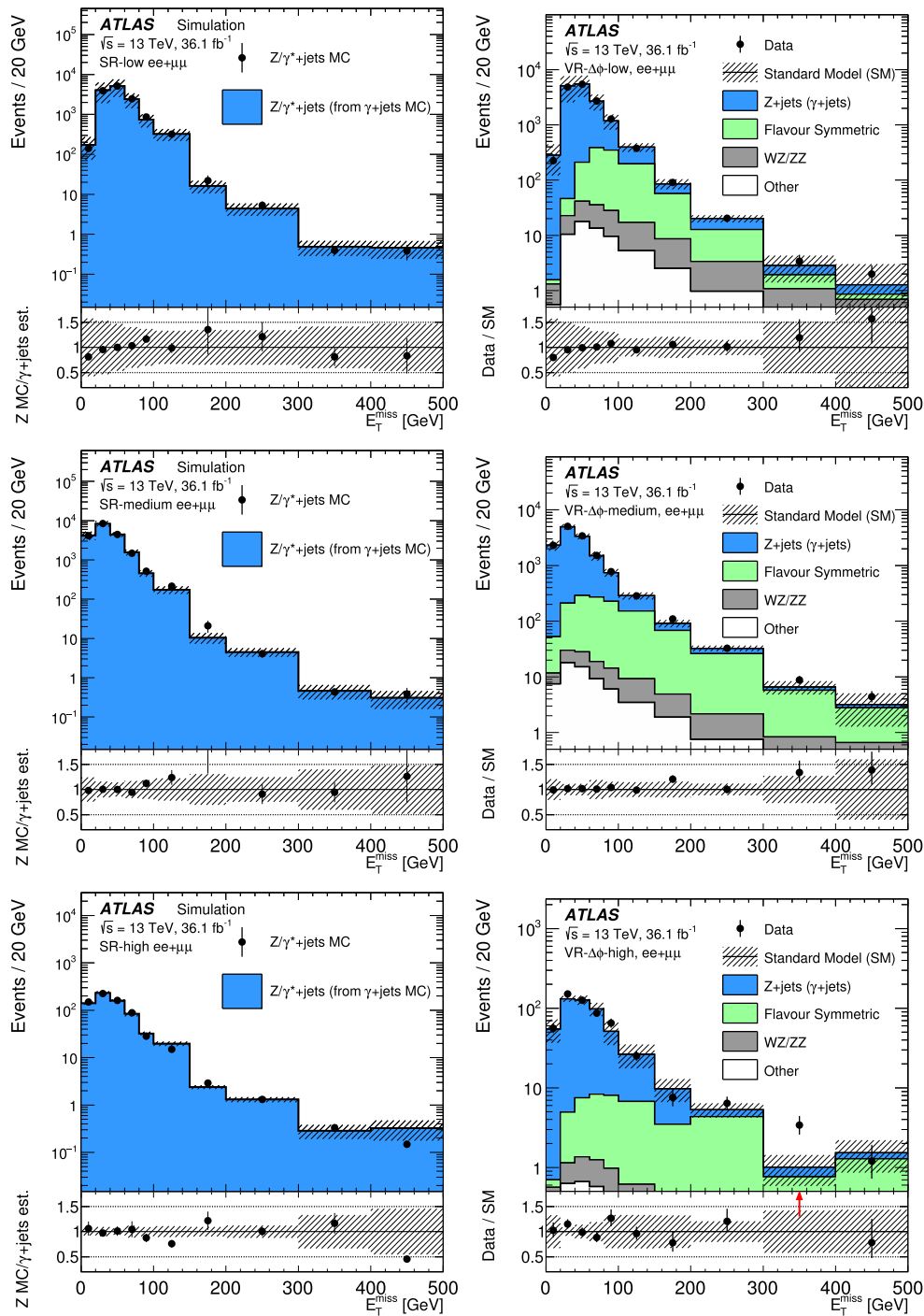
The FS method is validated by performing a closure test using MC simulated events, with FS simulation in the  $e\mu$  channel being scaled accordingly to predict the expected contribution in the SRs. The results of this closure test can be seen on the left of Fig. 4, where the  $m_{\ell\ell}$  distribution is well modelled after applying the FS method to the  $e\mu$  simulation. This is true in particular in SR-high, where the  $E_T^{\text{miss}}$ - and  $H_T$ -based extrapolation is applied. The small differences between the predictions and the observed distributions are used to assign an MC non-closure uncertainty to the estimate. To further validate the FS method, the full procedure is applied to data in VR-low, VR-medium and VR-high (defined in Table 3) at lower  $E_T^{\text{miss}}$ , but otherwise with identical kinematic requirements. The FS contribution in these three VRs is estimated using three analogous  $e\mu$  regions: VR-FS-low, VR-FS-med and VR-FS-high, also defined in Table 3. In the right of Fig. 4, the estimate taken from  $e\mu$  data is shown to model the SF data well.

For the low- $p_T$  search, FS processes constitute the dominant background in SRC, comprising  $> 90\%$   $t\bar{t}$ ,  $\sim 8\%$   $Wt$ , with a very small contribution from  $WW$  and  $Z \rightarrow \tau\tau$ . These backgrounds are modelled using MC simulation, with the dominant  $t\bar{t}$  and  $Wt$  components being normalised to data

in dedicated  $e\mu$  CRs. The top-quark background normalisation in SRC is taken from CRC, while CRC-MET is used to extract the top-quark background normalisation for SRC-MET. The modelling of these backgrounds is tested in four VRs: VRA, VRA2, VRB and VRC, where the normalisation for  $t\bar{t}$  and  $Wt$  is  $1.00 \pm 0.22$ ,  $1.01 \pm 0.13$ ,  $1.00 \pm 0.21$  and  $0.86 \pm 0.13$ , respectively, calculated from identical regions in the  $e\mu$  channel. Figure 5 shows a comparison between data and prediction in these four VRs. VRA probes low  $p_T^{\ell}$  in the range equivalent to that in SRC, but at lower  $E_T^{\text{miss}}$ , while VRB and VRC are used to check the background modelling at  $p_T^{\ell} > 20$  GeV, but with  $E_T^{\text{miss}}$  between 250 and 500 GeV. Owing to poor background modelling at very low  $m_{\ell\ell}$  and  $p_T^{\ell}$ , the  $m_{\ell\ell}$  range in VRA and SRC does not go below 30 GeV.

## 7.2 $Z/\gamma^* + \text{jets}$ background

The  $Z/\gamma^* + \text{jets}$  processes make up to 10% of the background in the on- $Z$   $m_{\ell\ell}$  bins in SR-low, SR-medium and SR-high. For the high- $p_T$  analysis this background is estimated using a data-driven method that takes  $\gamma + \text{jets}$  events in data to model the  $E_T^{\text{miss}}$  distribution of  $Z/\gamma^* + \text{jets}$ . These two processes have similar event topologies, with a well-measured object recoiling against a hadronic system, and



**Fig. 6** Left, the  $E_T^{\text{miss}}$  spectrum in  $Z/\gamma^* + \text{jets}$  MC simulation compared to that of the  $\gamma + \text{jets}$  method applied to  $\gamma + \text{jets}$  MC simulation in SR-low (top), SR-medium (middle) and SR-high (bottom). No selection on  $E_T^{\text{miss}}$  is applied. The error bars on the points indicate the statistical uncertainty of the  $Z/\gamma^* + \text{jets}$  MC simulation, and the hashed uncertainty bands indicate the statistical and reweighting systematic uncertainties of the  $\gamma + \text{jet}$  background method. Right, the  $E_T^{\text{miss}}$

spectrum when the method is applied to data in VR- $\Delta\phi$ -low (top), VR- $\Delta\phi$ -medium (middle) and VR- $\Delta\phi$ -high (bottom). The bottom panel of each figure shows the ratio of observation (left, in MC simulation; right, in data) to prediction. In cases where the data point is not accommodated by the scale of this panel, an arrow indicates the direction in which the point is out of range. The last bin always contains the overflow



both tend to have  $E_T^{\text{miss}}$  that stems from jet mismeasurements and neutrinos in hadron decays. In this method, different control regions (CR $\gamma$ -low, CR $\gamma$ -medium, CR $\gamma$ -high) are constructed, which contain at least one photon and no leptons. They have the same kinematic selection as their corresponding SRs, with the exception of  $E_T^{\text{miss}}$  and  $\Delta\phi(\text{jet}_{12}, \mathbf{p}_T^{\text{miss}})$  requirements. Detailed definitions of these regions are given in Table 3.

The  $\gamma$  + jets events in CR $\gamma$ -low, CR $\gamma$ -medium and CR $\gamma$ -high are reweighted such that the photon  $p_T$  distribution matches that of the  $Z/\gamma^*$  + jets dilepton  $p_T$  distribution of events in CRZ-low, CRZ-medium and CRZ-high, respectively. This procedure accounts for small differences in event-level kinematics between the  $\gamma$  + jets events and  $Z/\gamma^*$  + jets events, which arise mainly from the mass of the  $Z$  boson. Following this, to account for the difference in resolution between photons, electrons, and muons, which can be particularly significant at high boson  $p_T$ , the photon  $p_T$  is smeared according to a  $Z \rightarrow ee$  or  $Z \rightarrow \mu\mu$  resolution function. The smearing function is derived by comparing the  $\mathbf{p}_T^{\text{miss}}$ -projection along the boson momentum in  $Z/\gamma^*$  + jets and  $\gamma$  + jets MC events in a 1-jet control region with no other event-level kinematic requirements. A deconvolution procedure is used to avoid including the photon resolution in the  $Z$  bosons's  $p_T$  resolution function. For each event, a photon  $p_T$  smearing  $\Delta p_T$  is obtained by sampling the smearing function. The photon  $p_T$  is shifted by  $\Delta p_T$ , with the parallel component of the  $\mathbf{p}_T^{\text{miss}}$  vector being correspondingly adjusted by  $-\Delta p_T$ .

Following this smearing and reweighting procedure, the  $E_T^{\text{miss}}$  of each  $\gamma$  + jets event is recalculated, and the final  $E_T^{\text{miss}}$  distribution is obtained after applying the  $\Delta\phi(\text{jet}_{12}, \mathbf{p}_T^{\text{miss}}) > 0.4$  requirement. For each SR, the resulting  $E_T^{\text{miss}}$  distribution is normalised to data in the corresponding CRZ before the SR  $E_T^{\text{miss}}$  selection is applied. The  $m_{\ell\ell}$  distribution is modelled by binning the  $m_{\ell\ell}$  in  $Z/\gamma^*$  + jets MC events as a function of the  $\mathbf{p}_T^{\text{miss}}$ -projection along the boson momentum, with this being used to assign an  $m_{\ell\ell}$  value to each  $\gamma$  + jets event via a random sampling of the corresponding distribution. The  $m_{T2}$  distribution is modelled by assigning leptons to the event, with the direction of the leptons drawn from a flat distribution in the  $Z$  boson rest frame. The process is repeated until both leptons fall into the detector acceptance after boosting to the lab frame.

The full smearing, reweighting, and  $m_{\ell\ell}$  assignment procedure is applied to both the  $V\gamma$  MC and the  $\gamma$  + jets data events. After applying all corrections to both samples, the  $V\gamma$  contribution to the  $\gamma$  + jets data sample is subtracted to remove contamination from the main backgrounds with real  $E_T^{\text{miss}}$  from neutrinos. Contamination by events with fake photons in these  $\gamma$  + jets data samples is small, and as such this contribution is neglected.

The procedure is validated using  $\gamma$  + jets and  $Z/\gamma^*$  + jets MC events. For this validation, the  $\gamma$  + jets MC simulation is reweighted according to the  $p_T$  distribution given by the  $Z/\gamma^*$  + jets MC simulation. The  $Z/\gamma^*$  + jets  $E_T^{\text{miss}}$  distribution in MC events can be seen on the left of Fig. 6 and is found to be well reproduced by  $\gamma$  + jets MC events. In addition to this, three VRs, VR- $\Delta\phi$ -low, VR- $\Delta\phi$ -medium and VR- $\Delta\phi$ -high, which are orthogonal to SR-low SR-medium and SR-high due to the inverted  $\Delta\phi(\text{jet}_{12}, \mathbf{p}_T^{\text{miss}})$  requirement, are used to validate the method with data. Here too, as shown on the right of Fig. 6, good agreement is seen between the  $Z/\gamma^*$  + jets prediction from  $\gamma$  + jets data and the data in the three VRs. The systematic uncertainties associated with this method are described in Sect. 8.

While the  $\gamma$  + jets method is used in the high- $p_T$  analysis, SHERPA  $Z/\gamma^*$  + jets simulation is used to model this background in the low- $p_T$  analysis. This background is negligible in the very low  $p_T^{\ell\ell}$  SRC, and while it can contribute up to  $\sim 30\%$  in some  $m_{\ell\ell}$  bins in SRC-MET, this is in general only a fraction of a small total number of expected events. In order to validate the  $Z/\gamma^*$  + jets estimate in this low- $p_T$  region, the data are compared to the MC prediction in VR- $\Delta\phi$ , where the addition of a  $b$ -tagged-jet veto is used to increase the  $Z/\gamma^*$  + jets event fraction. The resulting background prediction in this region is consistent with the data.

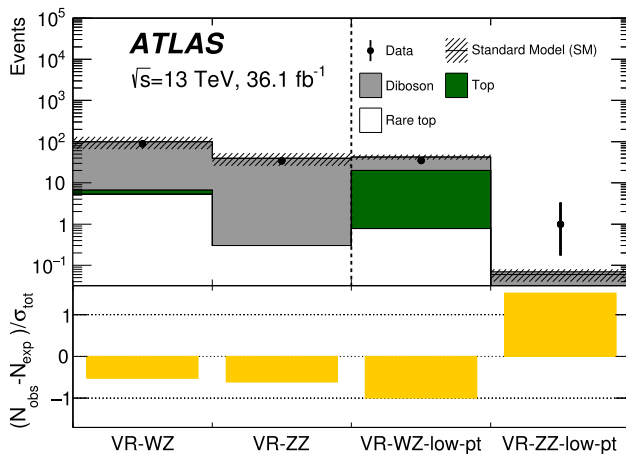
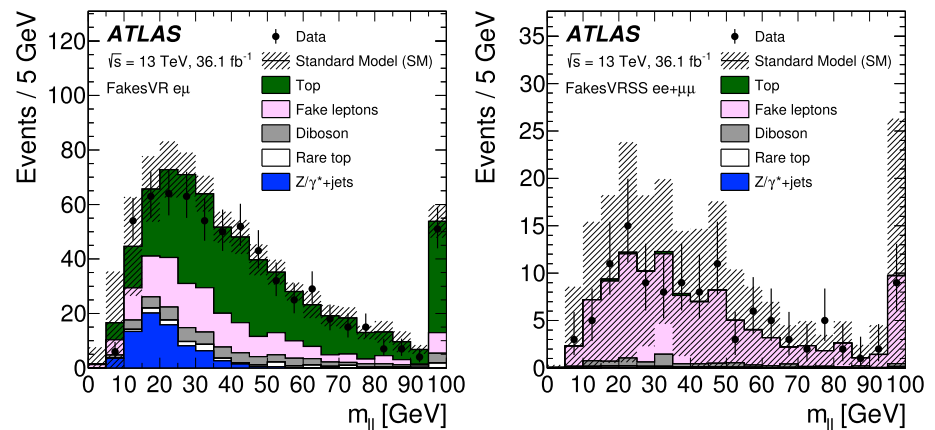
### 7.3 Fake-lepton background

Events from semileptonic  $t\bar{t}$ ,  $W \rightarrow \ell\nu$  and single top (s- and t-channel) decays enter the dilepton channels via lepton “fakes.” These can include misidentified hadrons, converted photons or non-prompt leptons from heavy-flavour decays. In the high- $p_T$  SRs the contribution from fake leptons is negligible, but fakes can contribute up to  $\sim 12\%$  in SRC and SRC-MET. In the low- $p_T$  analysis this background is estimated using the matrix method, detailed in Ref. [87]. In this method a control sample is constructed using baseline leptons, thereby enhancing the probability of selecting a fake lepton compared to the signal-lepton selection. For each relevant CR, VR or SR, the region-specific kinematic requirements are placed upon this sample of baseline leptons. The events in this sample in which the selected leptons subsequently pass ( $N_{\text{pass}}$ ) or fail ( $N_{\text{fail}}$ ) the signal lepton requirements of Sect. 5 are then counted. In the case of a one-lepton selection, the number of fake-lepton events ( $N_{\text{pass}}^{\text{fake}}$ ) in a given region is then estimated according to:

$$N_{\text{pass}}^{\text{fake}} = \frac{N_{\text{fail}} - (1/\epsilon^{\text{real}} - 1) \times N_{\text{pass}}}{1/\epsilon^{\text{fake}} - 1/\epsilon^{\text{real}}}.$$

Here  $\epsilon^{\text{real}}$  is the relative identification efficiency (from baseline to signal) for genuine, prompt (“real”) leptons and  $\epsilon^{\text{fake}}$  is the relative identification efficiency (again from base-

**Fig. 7** Validation of the data-driven fake-lepton background for the low- $p_T$  analysis. The  $m_{\ell\ell}$  distribution in VR-fakes (left) and VR-SS (right). Processes with two prompt leptons are modelled using MC simulation. The hatched band indicates the total systematic and statistical uncertainty of the background prediction. The last bin always contains the overflow



**Fig. 8** The observed and expected yields in the diboson VRs. The data are compared to the sum of the expected backgrounds. The observed deviation from the expected yield normalised to the total uncertainty is shown in the bottom panel. The hatched uncertainty band includes the statistical and systematic uncertainties of the background prediction

line to signal) with which non-prompt leptons or jets might be misidentified as prompt leptons. This principle is then expanded to a dilepton selection by using a four-by-four matrix to account for the various possible real-fake combinations for the two leading leptons in an event.

The real-lepton efficiency,  $\epsilon^{\text{real}}$ , is measured in  $Z \rightarrow \ell\ell$  data events using a tag-and-probe method in CR-real, defined in Table 4. In this region the  $p_T$  of the leading lepton is required to be  $> 40$  GeV, and only events with exactly two SFOS leptons are selected. The efficiency for fake leptons,  $\epsilon^{\text{fake}}$ , is measured in CR-fake, a region enriched with fake leptons by requiring same-sign lepton pairs. The lepton  $p_T$  requirements are the same as those in CR-real, with the leading lepton being tagged as the “real” lepton and the fake-lepton efficiency being evaluated using the sub-leading lepton in the event. A requirement of  $E_T^{\text{miss}} < 125$  GeV is used to reduce possible contamination from non-SM processes (e.g. SUSY). In this region, the background due to prompt-

lepton production, estimated from MC simulation, is subtracted from the total data contribution. Prompt-lepton production makes up 7% (10%) of the baseline electron (muon) sample and 10% (60%) of the signal electron (muon) sample in CR-fake. From the resulting data sample the fraction of events in which the baseline leptons pass the signal selection requirements yields the fake-lepton efficiency. The  $p_T$  and  $\eta$  dependence of both fake- and real-lepton efficiencies is taken into account.

This method is validated in an OS VR, VR-fakes, which covers a region of phase space similar to that of the low- $p_T$  SRs, but with a DF selection. The left panel of Fig. 7 shows the level of agreement between data and prediction in this region. In the SF channels, an SS selection is used to obtain a VR, VR-SS in Table 4, dominated by fake leptons. The data-driven prediction is close to the data in this region, as shown on the right of Fig. 7. The large systematic uncertainty in this region is mainly from the flavour composition, as described in Sect. 8.

#### 7.4 Diboson and rare top processes

The remaining SM background contribution in the SRs is due to  $WZ/ZZ$  diboson production and rare top processes ( $t\bar{t}Z$ ,  $t\bar{t}W$  and  $t\bar{t}WW$ ). The rare top processes contribute  $< 10\%$  of the SM expectation in the SRs and are taken directly from MC simulation.

The contribution from the production of  $WZ/ZZ$  dibosons is generally small in the SRs, but in the on-Z bins in the high- $p_T$  SRs it is up to 70% of the expected background, whereas in SRC-MET it is up to 40% of the expected background. These backgrounds are estimated from MC simulation, and are validated in VRs with three-lepton (VR-WZ) and four-lepton (VR-ZZ) requirements, as defined in Table 3. VR-WZ, with  $H_T > 200$  GeV, forms a  $WZ$ -enriched region in a kinematic phase space as close as possible to the high- $p_T$  SRs. In VR-ZZ an  $E_T^{\text{miss}} < 100$  GeV requirement is used to suppress  $WZ$  and top processes to form a region with high

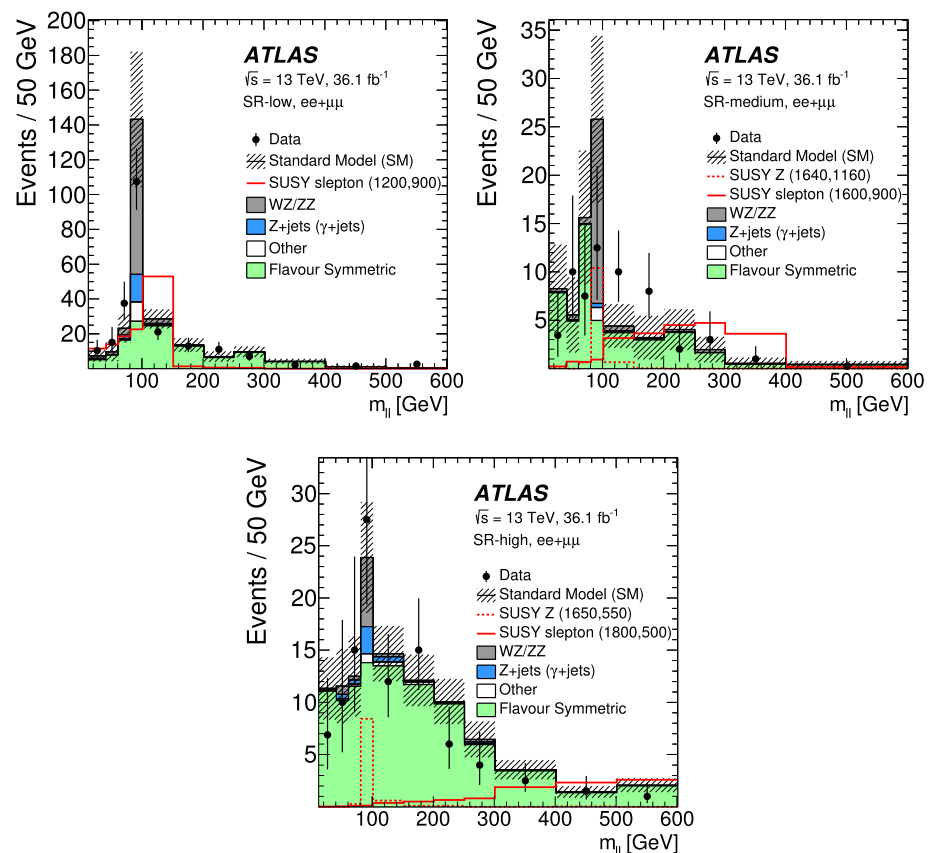
**Table 5** Breakdown of the expected background and observed data yields for SR-low, SR-medium and SR-high, integrated over the  $m_{\ell\ell}$  spectrum. The quoted uncertainties include statistical and systematic contributions, and due to anti-correlations with the CR, the total uncertainty may be less than the sum of individual parts

	SR-low	SR-medium	SR-high
Observed events	134	40	72
Total expected background events	$144 \pm 22$	$40 \pm 10$	$83 \pm 9$
Flavour-symmetric ( $t\bar{t}$ , $Wt$ , $WW$ and $Z \rightarrow \tau\tau$ ) events	$86 \pm 12$	$29 \pm 9$	$75 \pm 8$
$Z/\gamma^* + \text{jets}$ events	$9_{-9}^{+13}$	$0.2_{-0.2}^{+0.8}$	$2.0 \pm 1.2$
$WZ/ZZ$ events	$43 \pm 12$	$9.8 \pm 3.2$	$4.1 \pm 1.2$
Rare top events	$6.7 \pm 1.8$	$1.20 \pm 0.35$	$1.8 \pm 0.5$

**Table 6** Breakdown of the expected and observed data yields for the low- $p_T$  signal regions and their corresponding control regions. The quoted uncertainties include the statistical and systematic contributions, and due to anti-correlations with the CRs, the total uncertainty may be less than the sum of individual parts

	SRC	CRC	SRC-MET	CRC-MET
Observed events	93	98	17	10
Total expected background events	$104 \pm 17$	$98 \pm 10$	$10 \pm 4$	$10.0 \pm 2.6$
Top-quark events	$85 \pm 17$	$81 \pm 14$	$3_{-3}^{+4}$	$2.5_{-2.5}^{+3.0}$
Fake-lepton events	$8.3 \pm 1.5$	$10 \pm 10$	$2.00 \pm 0.35$	$3.6 \pm 1.2$
Diboson events	$7.6 \pm 1.3$	$5.7 \pm 1.6$	$4.4 \pm 1.3$	$3.1 \pm 1.2$
Rare top events	$3.26 \pm 0.95$	$1.8 \pm 0.7$	$0.53 \pm 0.15$	$0.59 \pm 0.18$
$Z/\gamma^* + \text{jets}$ events	$0.050 \pm 0.010$	$0.0 \pm 0.0$	$0.52 \pm 0.12$	$0.18 \pm 0.05$

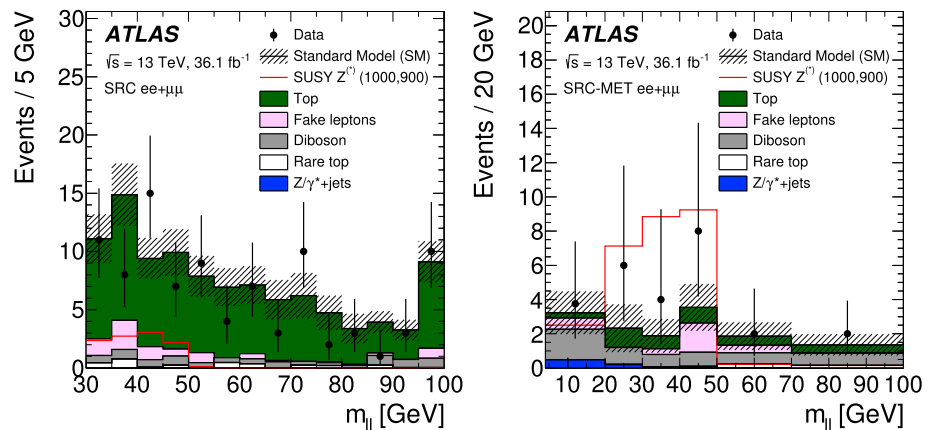
**Fig. 9** Observed and expected dilepton mass distributions, with the bin boundaries considered for the interpretation, in (top left) SR-low, (top-right) SR-medium, and (bottom) SR-high of the edge search. All statistical and systematic uncertainties of the expected background are included in the hatched band. The last bin contains the overflow. One (two) example signal model(s) are overlaid on the top left (top right, bottom). For the slepton model, the numbers in parentheses in the legend indicate the gluino and  $\tilde{\chi}_1^0$  masses of the example model point. In the case of the  $Z$  model illustrated, the numbers in parentheses indicate the gluino and  $\tilde{\chi}_2^0$  masses, with the  $\tilde{\chi}_1^0$  mass being fixed at 1 GeV in this model



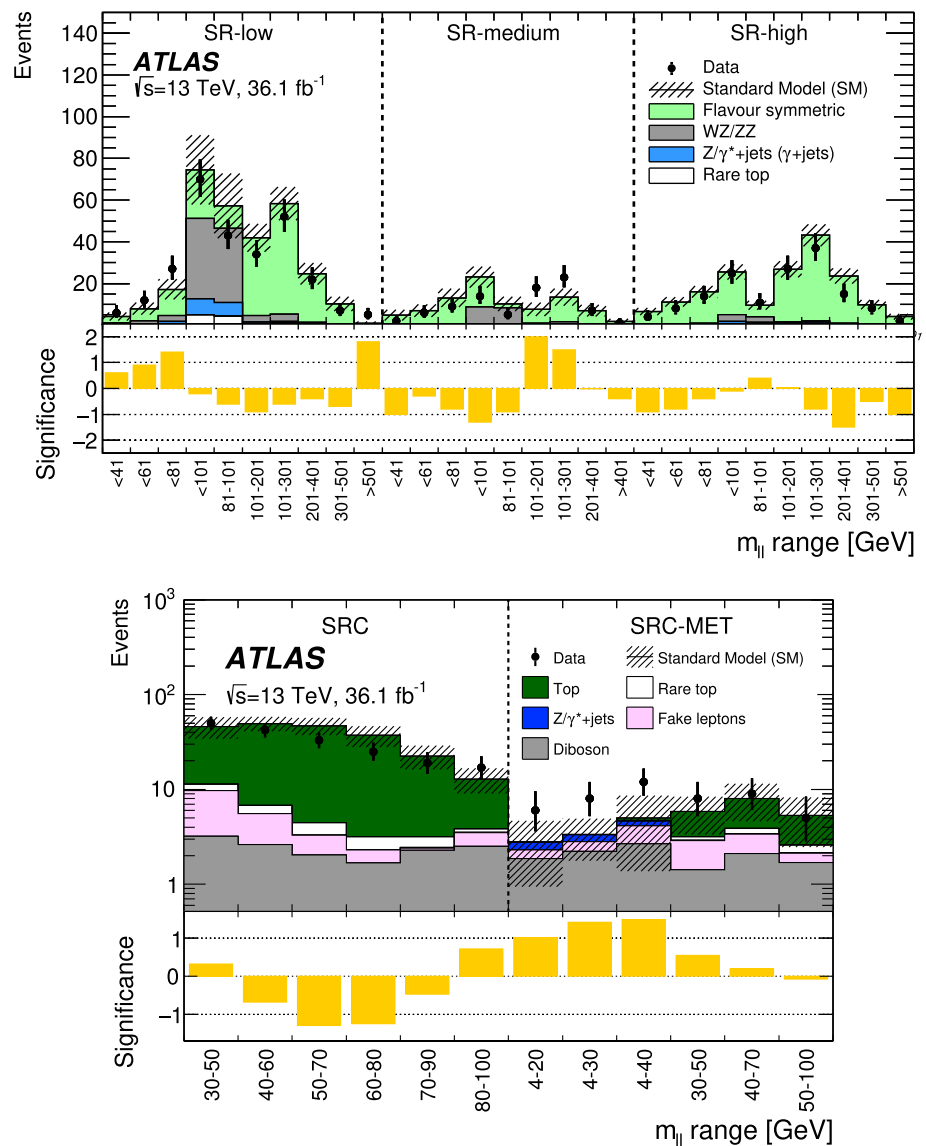
purity in  $ZZ$  production. The yields and kinematic distributions observed in these regions are well-modelled by MC simulation. In particular, the  $E_T^{\text{miss}}$ ,  $H_T$ , jet multiplicity, and dilepton  $p_T$  distributions show good agreement. For the low- $p_T$  analysis, VR-WZ-low- $p_T$  and VR-ZZ-low- $p_T$ , defined in

Table 4, are used to check the modelling of these processes at low lepton  $p_T$ , and good modelling is also observed. Figure 8 shows the level of agreement between data and prediction in these validation regions.

**Fig. 10** Observed and expected dilepton mass distributions, with the bin boundaries considered for the interpretation, in (left) SRC and (right) SRC-MET of the low- $p_T$  edge search. All statistical and systematic uncertainties of the expected background are included in the hatched band. An example signal from the  $Z^{(*)}$  model with  $m(\tilde{g}) = 1000$  GeV and  $m(\tilde{\chi}_1^0) = 900$  GeV is overlaid



**Fig. 11** The observed and expected yields in the (overlapping)  $m_{\ell\ell}$  windows of SR-low, SR-medium, SR-high, SRC and SRC-MET. These are shown for the 29  $m_{\ell\ell}$  windows for the high- $p_T$  SRs (top) and the 12  $m_{\ell\ell}$  windows for the low- $p_T$  SRs (bottom). The data are compared to the sum of the expected backgrounds. The significance of the difference between the observed and expected yields is shown in the bottom plots. For cases where the  $p$ -value is less than 0.5 a negative significance is shown. The hatched uncertainty band includes the statistical and systematic uncertainties of the background prediction



## 8 Systematic uncertainties

The data-driven background estimates are subject to uncertainties associated with the methods employed and the lim-

ited number of events used in their estimation. The dominant source of uncertainty for the flavour-symmetry-based background estimate in the high- $p_T$  SRs is due to the limited statistics in the corresponding DF CRs, yielding an uncertainty of

**Table 7** Breakdown of the expected background and observed data yields in the high- $p_T$  signal regions. The results are given for SR-low, SR-medium and SR-high in all 29  $m_{\ell\ell}$  windows. The  $m_{\ell\ell}$  range is indicated in the left-most column of the table. Left to right: the total expected background, with combined statistical and systematic uncertainties, observed data, 95% CL upper limits on the visible cross section

( $\langle A\epsilon\sigma \rangle_{\text{obs}}^{95}$ ) and on the number of signal events ( $S_{\text{obs}}^{95}$ ). The sixth column ( $S_{\text{exp}}^{95}$ ) shows the expected 95% CL upper limit on the number of signal events, given the expected number (and  $\pm 1\sigma$  excursions on the expectation) of background events. The last two columns indicate the discovery  $p$ -value ( $p(s=0)$ ), and the Gaussian significance ( $Z(s=0)$ ). For cases where  $p(s=0) < 0.5$  a negative significance is shown

Signal region $m_{\ell\ell}$ range (GeV)	Total Bkg.	Data	$\langle A\epsilon\sigma \rangle_{\text{obs}}^{95}$ (fb)	$S_{\text{obs}}^{95}$	$S_{\text{exp}}^{95}$	$p(s=0)$	$Z(s=0)$
SR-low							
12–41	$4.2 \pm 2.0$	6	0.28	10.2	$6.9^{+3.3}_{-1.3}$	0.27	0.6
12–61	$8.0 \pm 3.0$	12	0.44	15.8	$9.9^{+4}_{-2.5}$	0.19	0.9
12–81	$17 \pm 5$	27	0.73	26.3	$15^{+6}_{-4}$	0.086	1.4
12–101	$75 \pm 17$	70	1.56	56.2	$60^{+7}_{-5}$	0.6	−0.2
81–101	$57 \pm 16$	43	1.13	40.6	$47^{+6}_{-6}$	0.73	−0.6
101–201	$42 \pm 7$	34	0.38	13.8	$19^{+9}_{-5}$	0.81	−0.9
101–301	$58 \pm 8$	52	0.46	16.5	$23^{+9}_{-8}$	0.72	−0.6
201–401	$25 \pm 5$	22	0.37	13.4	$15^{+11}_{-4}$	0.65	−0.4
301–501	$10.2 \pm 3.5$	7	0.20	7.1	$9.4^{+4}_{-2.8}$	0.77	−0.7
501–	$0.9^{+0.95}_{-0.9}$	5	0.27	9.9	$6.0^{+2.3}_{-1.0}$	0.039	1.8
SR-medium							
12–41	$4.8 \pm 2.6$	2	0.16	5.7	$6.9^{+3.2}_{-1.3}$	0.83	−1.0
12–61	$7.0 \pm 3.0$	6	0.20	7.4	$8.2^{+4}_{-2.1}$	0.6	−0.3
12–81	$13 \pm 4$	9	0.22	7.8	$11.0^{+4}_{-3.3}$	0.78	−0.8
12–101	$23 \pm 5$	14	0.25	9.1	$13.5^{+5}_{-3.5}$	0.91	−1.3
81–101	$10.3 \pm 3.4$	5	0.22	8.0	$10.0^{+2.8}_{-2.5}$	0.82	−0.9
101–201	$7.6 \pm 3.2$	18	0.53	19.1	$11.1^{+4}_{-2.7}$	0.024	2.0
101–301	$14 \pm 4$	23	0.68	24.5	$14^{+6}_{-4}$	0.063	1.5
201–401	$7.1 \pm 2.8$	7	0.27	9.8	$8.6^{+4}_{-2.4}$	0.51	−0.0
401–	$1.8 \pm 1.4$	1	0.12	4.3	$4.8^{+2.5}_{-1.0}$	0.67	−0.4
SR-high							
12–41	$6.6 \pm 1.7$	4	0.14	5.0	$7.0^{+2.7}_{-2.1}$	0.82	−0.9
12–61	$11.2 \pm 2.3$	8	0.18	6.5	$8.6^{+4}_{-2.5}$	0.8	−0.8
12–81	$16.1 \pm 2.9$	14	0.25	9.1	$10.7^{+4}_{-2.5}$	0.67	−0.4
12–101	$26 \pm 4$	25	0.37	13.4	$14^{+5}_{-4}$	0.54	−0.1
81–101	$9.6 \pm 2.1$	11	0.30	11.0	$10.8^{+3.4}_{-2.2}$	0.35	0.4
101–201	$27 \pm 4$	27	0.35	12.8	$12.9^{+7}_{-3.1}$	0.49	0.0
101–301	$43 \pm 5$	37	0.35	12.7	$17^{+6}_{-5}$	0.77	−0.8
201–401	$24 \pm 4$	15	0.19	6.8	$12^{+5}_{-4}$	0.94	−1.5
301–501	$9.9 \pm 2.2$	8	0.21	7.5	$8.6^{+4}_{-2.7}$	0.7	−0.5
501–	$4.1 \pm 1.3$	2	0.12	4.3	$5.6^{+2.3}_{-1.5}$	0.84	−1.0

between 10 and 90% depending on the  $m_{\ell\ell}$  range in question. Other systematic uncertainties assigned to this background estimate include those due to MC closure, the measurement of the efficiency correction factors and the extrapolation in  $E_T^{\text{miss}}$  and  $H_T$  in the case of SR-high.

Several sources of systematic uncertainty are associated with the data-driven  $Z/\gamma^* + \text{jets}$  background prediction for

the high- $p_T$  analysis. The boson  $p_T$  reweighting procedure is assigned an uncertainty based on a comparison of the nominal results with those obtained by reweighting events using the  $H_T$  distribution instead. For the smearing function an uncertainty is derived by comparing the results obtained using the nominal smearing function derived from MC simulation with those obtained using a smearing function derived from data



**Table 8** Breakdown of the expected background and observed data yields in the low- $p_T$  signal regions. The results are given for SRC and SRC-MET in all 12  $m_{\ell\ell}$  windows. The  $m_{\ell\ell}$  range in units of GeV is indicated in the left-most column of the table. Left to right: the total expected background, with combined statistical and systematic uncertainties, observed data, 95% CL upper limits on the visible cross section

( $\langle A\epsilon\sigma \rangle_{\text{obs}}^{95}$ ) and on the number of signal events ( $S_{\text{obs}}^{95}$ ). The sixth column ( $S_{\text{exp}}^{95}$ ) shows the expected 95% CL upper limit on the number of signal events, given the expected number (and  $\pm 1\sigma$  excursions on the expectation) of background events. The last two columns indicate the discovery  $p$ -value ( $p(s=0)$ ), and the Gaussian significance ( $Z(s=0)$ )

Signal Region $m_{\ell\ell}$ range (GeV)	Total Bkg.	Data	$\langle A\epsilon\sigma \rangle_{\text{obs}}^{95}$ (fb)	$S_{\text{obs}}^{95}$	$S_{\text{exp}}^{95}$	$p(s=0)$	$Z(s=0)$
SRC							
30–50	$46 \pm 12$	50	1.29	46.4	$42_{-8}^{+10}$	0.38	0.3
40–60	$50 \pm 9$	42	0.54	19.5	$25_{-8}^{+9}$	0.75	−0.7
50–70	$47 \pm 10$	33	0.43	15.6	$24_{-7}^{+9}$	0.90	−1.3
60–80	$37 \pm 9$	25	0.37	13.3	$28_{-12}^{+4}$	0.89	−1.3
70–90	$23 \pm 6$	19	0.31	11.1	$16_{-4}^{+6}$	0.68	−0.5
80–	$13 \pm 4$	17	0.42	15.3	$12.8_{-4}^{+5}$	0.24	0.7
SRC-MET							
4–20	$2.8 \pm 1.9$	6	0.31	11.0	$8.4_{-2.2}^{+5}$	0.15	1.0
4–30	$3.3 \pm 1.6$	8	0.35	12.5	$8.6_{-2.0}^{+4}$	0.078	1.4
4–40	$5 \pm 4$	12	0.45	16.3	$10.2_{-1.9}^{+5}$	0.069	1.5
30–50	$5.9 \pm 2.5$	8	0.30	10.7	$8.8_{-2.2}^{+4}$	0.29	0.6
40–70	$8.0 \pm 3.4$	9	0.32	11.5	$10.6_{-2.8}^{+4}$	0.42	0.2
50–	$5.3 \pm 2.9$	5	0.24	8.8	$8.8_{-1.9}^{+3.4}$	0.53	−0.1

in a 1-jet control region. The full reweighting and smearing procedure is carried out using  $\gamma$  + jets MC events such that an MC non-closure uncertainty can be derived by comparing the resulting  $\gamma$  + jets MC  $E_T^{\text{miss}}$  distribution to that in  $Z/\gamma^*$  + jets MC events. An uncertainty of 10% is obtained for the  $V\gamma$  backgrounds, based on a data-to-MC comparison in a  $V\gamma$ -enriched control region where events are required to have a photon and one lepton. This uncertainty is propagated to the final  $Z/\gamma^*$  + jets estimate following the subtraction of the  $V\gamma$  background. Finally, the statistical precision of the estimate also enters as a systematic uncertainty in the final background estimate. Depending on the  $m_{\ell\ell}$  range in question, the uncertainties in the  $Z/\gamma^*$  + jets prediction can vary from  $\sim 10\%$  to  $> 100\%$ .

For the low- $p_T$  analysis the uncertainties in the fake-lepton background stem from the number of events in the regions used to measure the real- and fake-lepton efficiencies, the limited sample size of the inclusive loose-lepton sample, varying the prompt-lepton contamination in the region used to measure the fake-lepton efficiency, and from varying the region used to measure the fake-lepton efficiency. The nominal fake-lepton efficiency is compared with those measured in regions where the presence of  $b$ -tagged jets is either required or explicitly vetoed. Varying the sample composition via  $b$ -jet tagging makes up the largest uncertainty.

Theoretical and experimental uncertainties are taken into account for the signal models, as well as background processes that rely on MC simulation. A 2.1% uncertainty

is applied to the luminosity measurement [25]. The jet energy scale is subject to uncertainties associated with the jet flavour composition, the pile-up and the jet and event kinematics [88]. Uncertainties in the jet energy resolution are included to account for differences between data and MC simulation [88]. An uncertainty in the  $E_T^{\text{miss}}$  soft-term resolution and scale is taken into account [83], and uncertainties due to the lepton energy scales and resolutions, as well as trigger, reconstruction, and identification efficiencies, are also considered. The experimental uncertainties are generally  $< 1\%$  in the SRs, with the exception of those associated with the jet energy scale, which can be up to 14% in the low- $p_T$  SRs.

In the low- $p_T$  analysis, theoretical uncertainties are assigned to the  $m_{\ell\ell}$ -shape of the  $t\bar{t}$  and  $Wt$  backgrounds, which are taken from MC simulation. For these backgrounds an uncertainty in the parton shower modelling is derived from comparisons between samples generated with POWHEG+PYTHIA6 and POWHEG+HERWIG++ [89,90]. For  $t\bar{t}$  an uncertainty in the hard-scatter process generation is assessed using samples generated using POWHEG+PYTHIA8 to compare with MG5\_AMC@NLO+PYTHIA8. Samples using either the diagram subtraction scheme or the diagram removal scheme to estimate interference effects in the single-top production diagrams are used to assess an interference uncertainty for the  $Wt$  background [91]. Variations of the renormalisation and factorisation scales are taken into account for both  $t\bar{t}$  and  $Wt$ .

Again in the low- $p_T$  analysis, theoretical uncertainties are assigned to the  $Z/\gamma^* + \text{jets}$  background, which is also taken from MC simulation. Variations of the renormalisation, resummation and factorisation scales are taken into account, as are parton shower matching scale uncertainties. Since the  $Z/\gamma^* + \text{jets}$  background is not normalised to data, a total cross-section uncertainty of 5% is assigned [92].

The  $WZ/ZZ$  processes are assigned a cross-section uncertainty of 6% [93] and an additional uncertainty of up to 30% in the SRs, which is based on comparisons between SHERPA and POWHEG MC samples. Uncertainties due to the choice of factorisation, resummation and renormalisation scales are calculated by varying the nominal values up and down by a factor of two. The parton shower scheme is assigned an uncertainty from a comparison of samples generated using the schemes proposed in Ref. [39] and Ref. [94]. These scale and parton shower uncertainties are generally  $< 20\%$ . For rare top processes, a total uncertainty of 26% is assigned to the cross-section [27, 54–56].

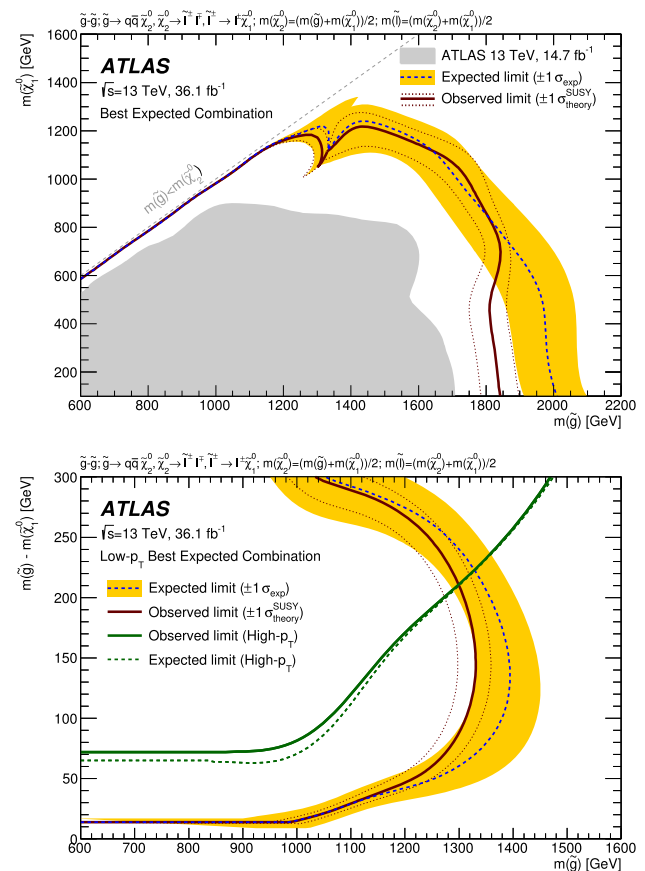
For signal models, the nominal cross-section and its uncertainty are taken from an envelope of cross-section predictions using different PDF sets and factorisation and renormalisation scales, as described in Ref. [95].

The uncertainties that have the largest impact in each SR vary from SR-to-SR. For most of the high- $p_T$  SRs the dominant uncertainty is that due to the limited numbers of events in the  $e\mu$  CRs used for the flavour-symmetric prediction. Other important uncertainties include the systematic uncertainties associated with this method and uncertainties in the  $\gamma + \text{jets}$  method for the  $Z/\gamma^* + \text{jets}$  background prediction. In SRs that include the on- $Z$   $m_{\ell\ell}$  bin, diboson theory uncertainties also become important. The total uncertainty in the high- $p_T$  SRs ranges from 12% in the most highly populated SRs to  $> 100\%$  in regions where less than one background event is expected. The low- $p_T$  SRs are generally impacted by uncertainties due to the limited size of the MC samples used in the background estimation, with these being dominant in SRC-MET. In SRC the theoretical uncertainties in the  $t\bar{t}$  background dominate, with these also being important in SRC-MET. The total background uncertainty in the low- $p_T$  SRs is typically 10–20% in SRC and 25–35% in SRC-MET.

## 9 Results

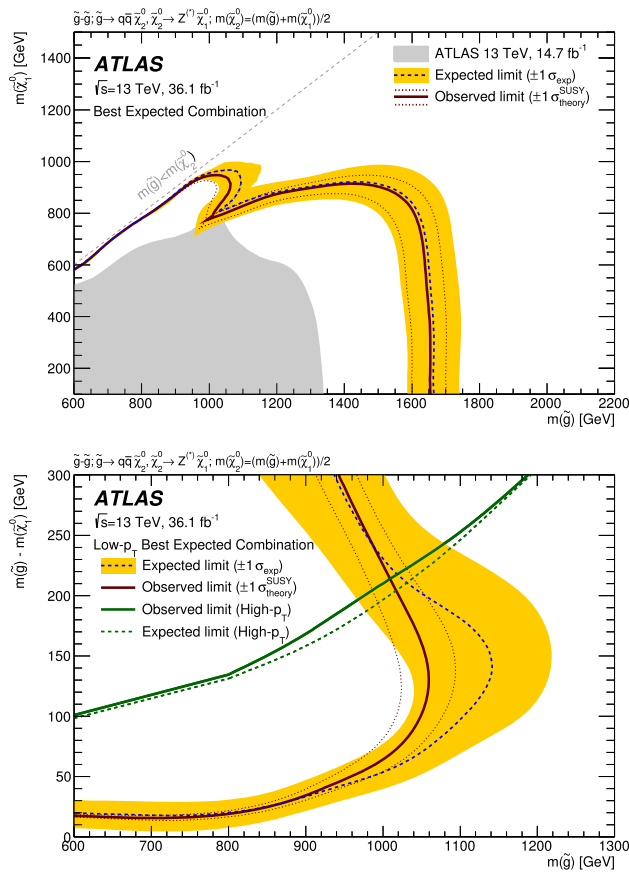
The integrated yields in the high- and low- $p_T$  signal regions are compared to the expected background in Tables 5 and 6, respectively. The full  $m_{\ell\ell}$  distributions in each of these regions are compared to the expected background in Figs. 9 and 10.

As signal models may produce kinematic endpoints at any value of  $m_{\ell\ell}$ , any excess must be searched for across the  $m_{\ell\ell}$  distribution. To do this a “sliding window” approach



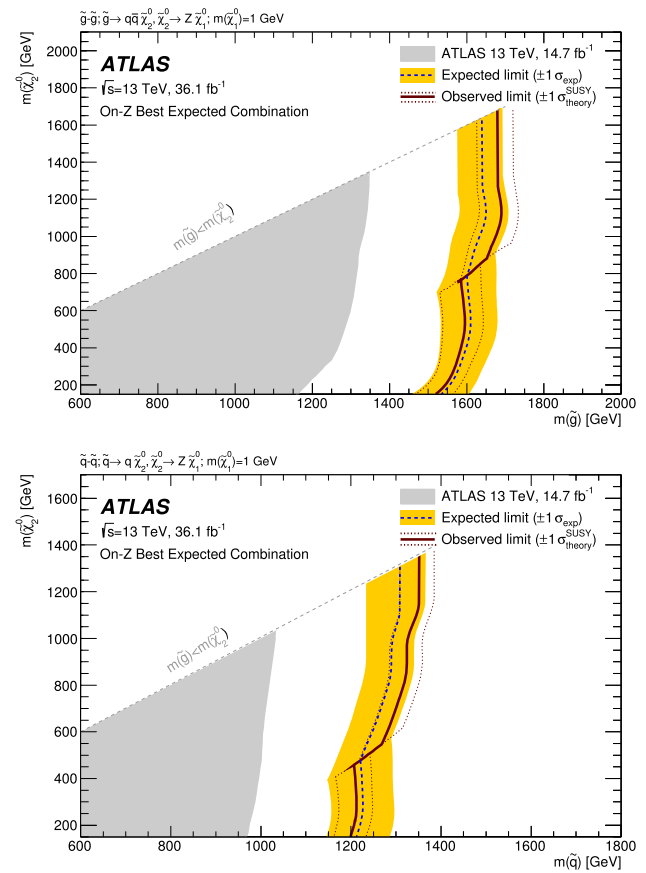
**Fig. 12** Expected and observed exclusion contours derived from the combination of the results in the high- $p_T$  and low- $p_T$  edge SRs based on the best-expected sensitivity (top) and zoomed-in view of the low- $p_T$  only (bottom) for the slepton signal model. The dashed line indicates the expected limits at 95% CL and the surrounding band shows the  $1\sigma$  variation of the expected limit as a consequence of the uncertainties in the background prediction and the experimental uncertainties in the signal ( $\pm 1\sigma_{\text{exp}}$ ). The dotted lines surrounding the observed limit contours indicate the variation resulting from changing the signal cross-section within its uncertainty ( $\pm 1\sigma_{\text{SUSY}}$ ). The shaded area on the upper plot indicates the observed limit on this model from Ref. [15]. In the lower plot the observed and expected contours derived from the high- $p_T$  SRs alone are overlaid, illustrating the added sensitivity from the low- $p_T$  SRs. Small differences between the contours in the compressed region are due to differences in interpolation between the top and bottom plot

is used, as described in Sect. 6. The 41  $m_{\ell\ell}$  windows (10 for SR-low, 9 for SR-medium, 10 for SR-high, 6 for SRC and 6 for SRC-MET) are chosen to make model-independent statements about the possible presence of new physics. The results in these  $m_{\ell\ell}$  windows are summarised in Fig. 11, with the observed and expected yields in the combined  $ee + \mu\mu$  channel for all 41  $m_{\ell\ell}$  windows. In general the data are consistent with the expected background across the full  $m_{\ell\ell}$  range. The largest excess is observed in SR-medium with  $101 < m_{\ell\ell} < 201$  GeV, where a total of 18 events are observed in data, compared to an expected  $7.6 \pm 3.2$  events, corresponding to a local significance of  $2\sigma$ .



**Fig. 13** Expected and observed exclusion contours derived from the combination of the results in the high- $p_T$  and low- $p_T$  edge SRs based on the best-expected sensitivity (top) and zoomed-in view for the low- $p_T$  only (bottom) for the  $Z^{(*)}$  model. The dashed line indicates the expected limits at 95% CL and the surrounding band shows the  $1\sigma$  variation of the expected limit as a consequence of the uncertainties in the background prediction and the experimental uncertainties in the signal ( $\pm 1\sigma_{\text{exp}}$ ). The dotted lines surrounding the observed limit contours indicate the variation resulting from changing the signal cross-section within its uncertainty ( $\pm 1\sigma_{\text{theory}}^{\text{SUSY}}$ ). The shaded area on the upper plot indicates the observed limit on this model from Ref. [15]. In the lower plot the observed and expected contours derived from the high- $p_T$  SRs alone are overlaid, illustrating the added sensitivity from the low- $p_T$  SRs. Small differences in the contours in the compressed region are due to differences in interpolation between the top and bottom plot

Model-independent upper limits at 95% confidence level (CL) on the number of events ( $S^{95}$ ) that could be attributed to non-SM sources are derived using the  $\text{CL}_S$  prescription [96], implemented in the HistFitter program [97]. A Gaussian model for nuisance parameters is used for all but two of the uncertainties. The exceptions are the statistical uncertainties in the flavour-symmetry method and MC-based backgrounds, which are treated as Poissonian nuisance parameters. This procedure is carried out using the  $m_{\ell\ell}$  windows from the high- $p_T$  and low- $p_T$  analyses, neglecting possible signal contamination in the CRs. For these upper limits, pseudo-experiments are used. Upper limits on the visible

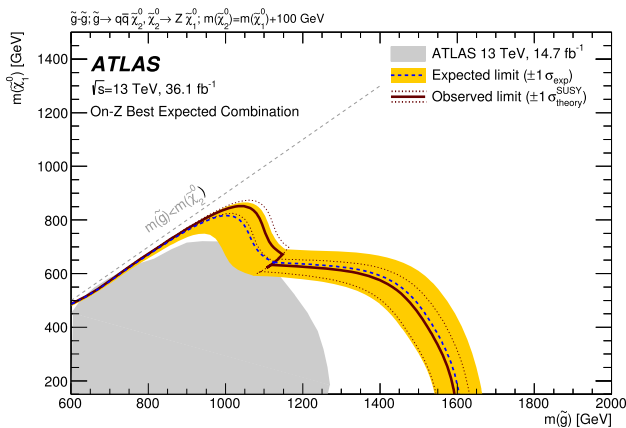


**Fig. 14** Expected and observed exclusion contours derived from the best-expected-sensitivity combination of results in the on- $Z$   $m_{\ell\ell}$  windows of SR-medium and SR-high for the (top)  $\tilde{g} - \tilde{\chi}_2^0$  on-shell grid and (bottom)  $\tilde{q} - \tilde{\chi}_2^0$  on-shell grid. The dashed line indicates the expected limits at 95% CL and the surrounding band shows the  $1\sigma$  variation of the expected limit as a consequence of the uncertainties in the background prediction and the experimental uncertainties in the signal ( $\pm 1\sigma_{\text{exp}}$ ). The dotted lines surrounding the observed limit contours indicate the variation resulting from changing the signal cross-section within its uncertainty ( $\pm 1\sigma_{\text{theory}}^{\text{SUSY}}$ ). The shaded area indicates the observed limit on this model from Ref. [15]

BSM cross-section  $\langle A\epsilon\sigma \rangle_{\text{obs}}^{95}$  are obtained by dividing the observed upper limits on the number of BSM events by the integrated luminosity. Expected and observed upper limits are given in Tables 7 and 8 for the high- $p_T$  and low- $p_T$  SRs, respectively. The  $p$ -values, which represent the probability of the SM background alone to fluctuate to the observed number of events or higher, are also provided using the asymptotic approximation [86].

## 10 Interpretation

In this section, exclusion limits are shown for the SUSY models detailed in Sect. 3. For these model-dependent exclusion limits a shape fit is performed on each of the binned  $m_{\ell\ell}$



**Fig. 15** Expected and observed exclusion contours derived from the best-expected-sensitivity combination of results in the on-Z  $m_{\ell\ell}$  windows of SR-medium and SR-high for the  $\tilde{g} - \tilde{\chi}_1^0$  on-shell grid. The dashed line indicates the expected limits at 95% CL and the surrounding band shows the  $1\sigma$  variation of the expected limit as a consequence of the uncertainties in the background prediction and the experimental uncertainties in the signal ( $\pm 1\sigma_{\text{exp}}$ ). The dotted lines surrounding the observed limit contour indicate the variation resulting from changing the signal cross-section within its uncertainty ( $\pm 1\sigma_{\text{theory}}^{\text{SUSY}}$ ). The shaded area indicates the observed limit on this model from Ref. [15]

distributions in Figs. 9 and 10. The  $CL_S$  prescription in the asymptotic approximation is used. Experimental uncertainties are treated as correlated between signal and background events. The theoretical uncertainty of the signal cross-section is not accounted for in the limit-setting procedure. Instead, following the initial limit determination, the impact of varying the signal cross-section within its uncertainty is evaluated separately and indicated in the exclusion results. For the high- $p_T$  analysis, possible signal contamination in the CRs is neglected in the limit-setting procedure; the contamination is found to be negligible for signal points near the exclusion boundaries. Signal contamination in the CRs is taken into account in the limit-setting procedure for the low- $p_T$  analysis.

The top panel of Fig. 12 shows the exclusion contours in the  $m(\tilde{g}) - m(\tilde{\chi}_1^0)$  plane for a simplified model with gluino pair production, where the gluinos decay via sleptons. The exclusion contour shown is derived using a combination of results from the three high- $p_T$  and two low- $p_T$  SRs based on the best-expected sensitivity. The low- $p_T$  SRs drive the limits close to the diagonal, with the high- $p_T$  SRs taking over at high gluino masses. In SR-low there is good sensitivity at high gluino and high LSP masses. Around gluino mass of 1.8 TeV, the observed limit drops below the expected limit by 200 GeV, where the dilepton kinematic edge is expected to occur around 800 GeV. Here the highest  $m_{\ell\ell}$  bin in SR-low ( $m_{\ell\ell} > 501$  GeV), which is the bin driving the limit in this region, has a mild excess in data, explaining this effect. The region where the low- $p_T$  search becomes the most sensitive can be seen close to the diagonal, where there is a kink in the

contour at  $m(\tilde{g}) \sim 1400$  GeV. A zoomed-in view of the compressed region of phase space, the region close to the diagonal for this model, is provided in the  $m(\tilde{g}) - (m(\tilde{g}) - m(\tilde{\chi}_1^0))$  plane in the bottom panel of Fig. 12. Here the exclusion contour includes only the low- $p_T$  regions. SRC-MET has the best sensitivity almost everywhere, except at low values of LSP mass (at the top-left of the bottom panel of Fig. 12), where SRC drives the limit. An exclusion contour derived using a combination of results from the three high- $p_T$  SRs alone is overlaid, demonstrating the increased sensitivity brought by the low- $p_T$  analysis.

The top panel of Fig. 13 shows the exclusion contours for the  $Z^{(*)}$  simplified model in the  $m(\tilde{g}) - m(\tilde{\chi}_1^0)$  plane, where on- or off-shell Z bosons are expected in the final state. Again, the low- $p_T$  SRs have good coverage near the diagonal. SR-med drives the limits at high gluino mass, reaching beyond 1.6 TeV. For this interpretation the contour is mostly dominated by the on-Z bin of the three edge SRs. The kink in the exclusion contour at  $m(\tilde{g}) = 1200$  GeV occurs where the low- $p_T$  SRs begin to dominate the sensitivity. A zoomed-in view of the compressed region of phase space where the low- $p_T$  SRs dominate the sensitivity is provided in the  $m(\tilde{g}) - (m(\tilde{g}) - m(\tilde{\chi}_1^0))$  plane in the bottom panel of Fig. 13. Here the exclusion contour includes only the low- $p_T$  regions, with the exclusion contour derived using a combination of results from the three high- $p_T$  SRs alone overlaid.

The on-Z windows ( $81 < m_{\ell\ell} < 101$  GeV) of SR-medium and SR-high have good sensitivity to the on-shell Z models discussed in Sect. 3. These two  $m_{\ell\ell}$  windows alone are used for the following three simplified model interpretations, where a best-expected-sensitivity combination of the results from the two windows is used. In Fig. 14, these results are interpreted in a simplified model with gluino-pair production, where each gluino decays as  $\tilde{g} \rightarrow q\bar{q}\tilde{\chi}_2^0$ ,  $\tilde{\chi}_2^0 \rightarrow Z\tilde{\chi}_1^0$  and the  $\tilde{\chi}_1^0$  mass is set to 1 GeV. The expected and observed exclusion contours for this  $\tilde{g} - \tilde{\chi}_2^0$  on-shell grid are shown in the  $m(\tilde{g}) - m(\tilde{\chi}_2^0)$  plane in Fig. 14. The expected (observed) lower limit on the gluino mass is about 1.60 TeV (1.65 TeV) for a  $\tilde{\chi}_2^0$  with a mass of 1.2 TeV in this model. Here, the on-Z window of SR-medium drives the limit close to the diagonal, while SR-high takes over at high  $m(\tilde{g})$  and lower  $m(\tilde{\chi}_2^0)$ . A kink can be seen in the observed limit contour at the point at which the SR with the best-expected sensitivity changes from SR-medium to SR-high. Figure 14 also shows the expected and observed exclusion limits for the  $\tilde{q} - \tilde{\chi}_2^0$  on-shell model in the  $m(\tilde{q}) - m(\tilde{\chi}_2^0)$  plane. This is a simplified model with squark-pair production, where each squark decays into a quark and a neutralino, with the neutralino subsequently decaying into a Z boson and an LSP with a mass of 1 GeV. In this model, exclusion is observed (expected) for squarks with masses below 1.3 TeV (1.26 TeV) for a  $\tilde{\chi}_2^0$  mass of 900 GeV.



Figure 15 shows the expected and observed exclusion contours for the  $\tilde{g} - \tilde{\chi}_1^0$  on-shell model in the  $m(\tilde{g}) - m(\tilde{\chi}_1^0)$  plane, in which the produced gluinos follow the same decay chain as in the model above. In this case the mass difference  $\Delta m = m(\tilde{\chi}_2^0) - m(\tilde{\chi}_1^0)$  is set to 100 GeV. Overlaid on the figure is the observed limit from the previous analysis [15]. The sensitivity in the small  $m(\tilde{g}) - m(\tilde{\chi}_1^0)$  difference regime is improved due to an optimisation of SRs including a change to define  $H_T$  only using jets, rather than also including leptons.

## 11 Conclusion

This paper presents a search for new phenomena in final states containing a same-flavour opposite-sign electron or muon pair, jets and large missing transverse momentum using  $36.1 \text{ fb}^{-1}$  of  $\sqrt{s} = 13 \text{ TeV}$   $pp$  collision data collected during 2015 and 2016 by the ATLAS detector at the LHC. For the high- $p_T$  and low- $p_T$  searches combined, a set of 41  $m_{\ell\ell}$  windows are considered, with different requirements on  $E_T^{\text{miss}}$ ,  $m_{T2}$ ,  $p_T^{\ell\ell}$  and  $H_T$ , to be sensitive to signals with different kinematic endpoint values in the dilepton invariant mass distribution. The data are found to be consistent with the Standard Model expectation. The results are interpreted in simplified models of gluino-pair production and squark-pair production, and exclude gluinos (squarks) with masses as large as 1.85 TeV (1.3 TeV). Models with mass splittings as low as 20 GeV are excluded due to the sensitivity to compressed scenarios offered by the low- $p_T$  SRs.

**Acknowledgements** We thank CERN for the very successful operation of the LHC, as well as the support staff from our institutions without whom ATLAS could not be operated efficiently. We acknowledge the support of ANPCyT, Argentina; YerPhI, Armenia; ARC, Australia; BMWFW and FWF, Austria; ANAS, Azerbaijan; SSTC, Belarus; CNPq and FAPESP, Brazil; NSERC, NRC and CFI, Canada; CERN; CONICYT, Chile; CAS, MOST and NSFC, China; COLCIENCIAS, Colombia; MSMT CR, MPO CR and VSC CR, Czech Republic; DNRF and DNSRC, Denmark; IN2P3-CNRS, CEA-DRF/IRFU, France; SRNSFG, Georgia; BMBF, HGF, and MPG, Germany; GSRT, Greece; RGC, Hong Kong SAR, China; ISF, I-CORE and Benoziyo Center, Israel; INFN, Italy; MEXT and JSPS, Japan; CNRST, Morocco; NWO, Netherlands; RCN, Norway; MNiSW and NCN, Poland; FCT, Portugal; MNE/IFA, Romania; MES of Russia and NRC KI, Russian Federation; JINR; MESTD, Serbia; MSSR, Slovakia; ARRS and MIZŠ, Slovenia; DST/NRF, South Africa; MINECO, Spain; SRC and Wallenberg Foundation, Sweden; SERI, SNSF and Cantons of Bern and Geneva, Switzerland; MOST, Taiwan; TAEK, Turkey; STFC, United Kingdom; DOE and NSF, United States of America. In addition, individual groups and members have received support from BCKDF, the Canada Council, CANARIE, CRC, Compute Canada, FQRNT, and the Ontario Innovation Trust, Canada; EPLANET, ERC, ERDF, FP7, Horizon 2020 and Marie Skłodowska-Curie Actions, European Union; Investissements d'Avenir Labex and Idex, ANR, Région Auvergne and Fondation Partager le Savoir, France; DFG and AvH Foundation, Germany; Herakleitos, Thales and Aristeia programmes co-financed by EU-ESF and the Greek NSRF; BSF, GIF and Minerva, Israel; BRF, Norway; CERCA Programme Generalitat de Catalunya, Generalitat

Valenciana, Spain; the Royal Society and Leverhulme Trust, United Kingdom. The crucial computing support from all WLCG partners is acknowledged gratefully, in particular from CERN, the ATLAS Tier-1 facilities at TRIUMF (Canada), NDGF (Denmark, Norway, Sweden), CC-IN2P3 (France), KIT/GridKA (Germany), INFN-CNAF (Italy), NL-T1 (Netherlands), PIC (Spain), ASGC (Taiwan), RAL (UK) and BNL (USA), the Tier-2 facilities worldwide and large non-WLCG resource providers. Major contributors of computing resources are listed in Ref. [98].

**Open Access** This article is distributed under the terms of the Creative Commons Attribution 4.0 International License (<http://creativecommons.org/licenses/by/4.0/>), which permits unrestricted use, distribution, and reproduction in any medium, provided you give appropriate credit to the original author(s) and the source, provide a link to the Creative Commons license, and indicate if changes were made. Funded by SCOAP<sup>3</sup>.

## References

1. Yu. A. Golfand, E.P. Likhtman, Extension of the Algebra of Poincaré Group Generators and Violation of p Invariance. JETP Lett. **13**, 323 (1971). [Pisma Zh. Eksp. Teor. Fiz. **13** (1971) 452]
2. D.V. Volkov, V.P. Akulov, Is the neutrino a goldstone particle? Phys. Lett. B **46**, 109 (1973)
3. J. Wess, B. Zumino, Supergauge transformations in four-dimensions. Nucl. Phys. B **70**, 39 (1974)
4. J. Wess, B. Zumino, Supergauge invariant extension of quantum electrodynamics. Nucl. Phys. B **78**, 1 (1974)
5. S. Ferrara, B. Zumino, Supergauge invariant Yang–Mills theories. Nucl. Phys. B **79**, 413 (1974)
6. A. Salam, J.A. Strathdee, Supersymmetry and nonabelian gauges. Phys. Lett. B **51**, 353 (1974)
7. G.R. Farrar, P. Fayet, Phenomenology of the production, decay, and detection of new hadronic states associated with supersymmetry. Phys. Lett. B **76**, 575 (1978)
8. H. Goldberg, Constraint on the photino mass from cosmology. Phys. Rev. Lett. **50**, 1419 (1983). [Erratum: Phys. Rev. Lett. **103**, 099905 (2009)]
9. J.R. Ellis, J.S. Hagelin, D.V. Nanopoulos, K.A. Olive, M. Srednicki, Supersymmetric relics from the big bang. Nucl. Phys. B **238**, 453 (1984)
10. N. Sakai, Naturalness in supersymmetric GUTS. Z. Phys. C **11**, 153 (1981)
11. S. Dimopoulos, S. Raby, F. Wilczek, Supersymmetry and the scale of unification. Phys. Rev. D **24**, 1681 (1981)
12. L.E. Ibanez, G.G. Ross, Low-energy predictions in supersymmetric grand unified theories. Phys. Lett. B **105**, 439 (1981)
13. S. Dimopoulos, H. Georgi, Softly broken supersymmetry and SU(5). Nucl. Phys. B **193**, 150 (1981)
14. CMS Collaboration, Search for new phenomena in final states with two opposite-charge, same-flavor leptons, jets, and missing transverse momentum in  $pp$  collisions at  $\sqrt{s} = 13 \text{ TeV}$ . JHEP **03**, 076 (2018). [arXiv:1709.08908](https://arxiv.org/abs/1709.08908) [hep-ex]
15. ATLAS Collaboration: Search for new phenomena in events containing a same-flavour opposite-sign dilepton pair, jets, and large missing transverse momentum in  $\sqrt{s} = 13 \text{ TeV}$   $pp$  collisions with the ATLAS detector. Eur. Phys. J. C **77**, 144 (2017). [arXiv:1611.05791](https://arxiv.org/abs/1611.05791) [hep-ex]
16. ATLAS Collaboration, The ATLAS experiment at the CERN large hadron collider. JINST **3**, S08003 (2008)
17. ATLAS Collaboration, Atlas Insertable B-layer Technical Design Report. ATLAS-TDR-19 (2010). URL: <https://cds.cern.ch/record/1291633>, ATLAS Insertable B-Layer Technical Design Report



- Addendum, ATLAS-TDR-19-ADD-1, (2012), URL: <https://cds.cern.ch/record/1451888>
18. ATLAS Collaboration, Performance of the ATLAS trigger system in 2015. *Eur. Phys. J. C* **77**, 317 (2017). [arXiv:1611.09661](https://arxiv.org/abs/1611.09661) [hep-ex]
  19. D. Alves, E. Izaguirre, J. Wacker, Where the sidewalk ends: jets and missing energy search strategies for the 7 TeV LHC. *JHEP* **10**, 012 (2011). [arXiv:1102.5338](https://arxiv.org/abs/1102.5338) [hep-ph]
  20. M. Dine, W. Fischler, A phenomenological model of particle physics based on supersymmetry. *Phys. Lett. B* **110**, 227 (1982)
  21. L. Alvarez-Gaume, M. Claudson, M.B. Wise, Low-energy supersymmetry. *Nucl. Phys. B* **207**, 96 (1982)
  22. C.R. Nappi, B.A. Ovrut, Supersymmetric extension of the  $SU(3) \times SU(2) \times U(1)$  model. *Phys. Lett. B* **113**, 175 (1982)
  23. C.F. Berger, J.S. Gainer, J.L. Hewett, T.G. Rizzo, Supersymmetry without prejudice. *JHEP* **02**, 023 (2009). [arXiv:0812.0980](https://arxiv.org/abs/0812.0980) [hep-ph]
  24. A. Djouadi et al., The minimal supersymmetric standard model: group summary report. GDR (Groupement De Recherche), Supersymetrie Montpellier (1998). [arXiv:hep-ph/9901246](https://arxiv.org/abs/hep-ph/9901246)
  25. ATLAS Collaboration, Luminosity determination in  $pp$  collisions at  $\sqrt{s} = 8$  TeV using the ATLAS detector at the LHC. *Eur. Phys. J. C* **76**, 653 (2016). [arXiv:1608.03953](https://arxiv.org/abs/1608.03953) [hep-ex]
  26. R.D. Ball, Parton distributions with LHC data. *Nucl. Phys. B* **867**, 244 (2013). [arXiv:1207.1303](https://arxiv.org/abs/1207.1303) [hep-ph]
  27. J. Alwall et al., The automated computation of tree-level and next-to-leading order differential cross sections, and their matching to parton shower simulations. *JHEP* **07**, 079 (2014). [arXiv:1405.0301](https://arxiv.org/abs/1405.0301) [hep-ph]
  28. T. Sjöstrand, S. Mrenna, P. Skands, A brief introduction to PYTHIA 8.1. *Comput. Phys. Commun.* **178**, 852 (2008). [arXiv:0710.3820](https://arxiv.org/abs/0710.3820) [hep-ph]
  29. ATLAS Collaboration, ATLAS Pythia 8 tunes to 7 TeV data. ATL-PHYS-PUB-2014-021 (2014). <http://cdsweb.cern.ch/record/1966419>
  30. P. Nason, A new method for combining NLO QCD with shower Monte Carlo algorithms. *JHEP* **11**, 040 (2004). [arXiv:hep-ph/0409146](https://arxiv.org/abs/hep-ph/0409146)
  31. S. Frixione, P. Nason, C. Oleari, Matching NLO QCD computations with parton shower simulations: the POWHEG method. *JHEP* **11**, 070 (2007). [arXiv:0709.2092](https://arxiv.org/abs/0709.2092) [hep-ph]
  32. S. Alioli, P. Nason, C. Oleari, E. Re, A general framework for implementing NLO calculations in shower Monte Carlo programs: the POWHEG BOX. *JHEP* **06**, 043 (2010). [arXiv:1002.2581](https://arxiv.org/abs/1002.2581) [hep-ph]
  33. T. Sjöstrand, S. Mrenna, P. Skands, PYTHIA 6.4 physics and manual. *JHEP* **05**, 026 (2006). [arXiv:hep-ph/0603175](https://arxiv.org/abs/hep-ph/0603175)
  34. H.-L. Lai, New parton distributions for collider physics. *Phys. Rev. D* **82**, 074024 (2010). [arXiv:1007.2241](https://arxiv.org/abs/1007.2241) [hep-ph]
  35. P.Z. Skands, Tuning Monte Carlo generators: the Perugia tunes. *Phys. Rev. D* **82**, 074018 (2010). [arXiv:1005.3457](https://arxiv.org/abs/1005.3457) [hep-ph]
  36. D.J. Lange, The EvtGen particle decay simulation package. *Nucl. Instrum. Methods A* **462**, 152 (2001)
  37. T. Gleisberg, S. Höche, Comix, a new matrix element generator. *JHEP* **12**, 039 (2008). [arXiv:0808.3674](https://arxiv.org/abs/0808.3674) [hep-ph]
  38. F. Cascioli, P. Maierhofer, S. Pozzorini, Scattering amplitudes with open loops. *Phys. Rev. Lett.* **108**, 111601 (2012). [arXiv:1111.5206](https://arxiv.org/abs/1111.5206) [hep-ph]
  39. S. Schumann, F. Krauss, A Parton shower algorithm based on Catani–Seymour dipole factorisation. *JHEP* **03**, 038 (2008). [arXiv:0709.1027](https://arxiv.org/abs/0709.1027) [hep-ph]
  40. S. Höche, F. Krauss, M. Schönherr, F. Siegert, QCD matrix elements + parton showers: the NLO case. *JHEP* **04**, 027 (2013). [arXiv:1207.5030](https://arxiv.org/abs/1207.5030) [hep-ph]
  41. R.D. Ball et al., Parton distributions for the LHC Run II. *JHEP* **04**, 040 (2015). [arXiv:1410.8849](https://arxiv.org/abs/1410.8849) [hep-ph]
  42. S. Catani, F. Krauss, R. Kuhn, B. Webber, Qcd matrix elements + parton showers. *JHEP* **11**, 063 (2001). [arXiv:hep-ph/0109231](https://arxiv.org/abs/hep-ph/0109231)
  43. L. Lönnblad, Correcting the colour-dipole cascade model with fixed order matrix elements. *JHEP* **05**, 046 (2002). [arXiv:hep-ph/0112284](https://arxiv.org/abs/hep-ph/0112284)
  44. W. Beenakker, R. Höpker, M. Spira, P. Zerwas, Squark and gluino production at hadron colliders. *Nucl. Phys. B* **492**, 51 (1997). [arXiv:hep-ph/9610490](https://arxiv.org/abs/hep-ph/9610490)
  45. A. Kulesza, L. Motyka, Threshold resummation for squark–antisquark and gluino-pair production at the LHC. *Phys. Rev. Lett.* **102**, 111802 (2009). [arXiv:0807.2405](https://arxiv.org/abs/0807.2405) [hep-ph]
  46. A. Kulesza, L. Motyka, Soft gluon resummation for the production of gluino–gluino and squark–antisquark pairs at the LHC. *Phys. Rev. D* **80**, 095004 (2009). [arXiv:0905.4749](https://arxiv.org/abs/0905.4749) [hep-ph]
  47. W. Beenakker et al., Soft-gluon resummation for squark and gluino hadroproduction. *JHEP* **12**, 041 (2009). [arXiv:0909.4418](https://arxiv.org/abs/0909.4418) [hep-ph]
  48. W. Beenakker, Squark and gluino hadroproduction. *Int. J. Mod. Phys. A* **26**, 2637 (2011). [arXiv:1105.1110](https://arxiv.org/abs/1105.1110) [hep-ph]
  49. ATLAS Collaboration, The ATLAS simulation infrastructure. *Eur. Phys. J. C* **70**, 823 (2010). [arXiv:1005.4568](https://arxiv.org/abs/1005.4568) [physics.ins-det]
  50. S. Agostinelli, GEANT4—a simulation toolkit. *Nucl. Instrum. Methods A* **506**, 250 (2003)
  51. ATLAS Collaboration, Summary of ATLAS Pythia 8 tunes. ATL-PHYS-PUB-2012-003 (2012). <http://cds.cern.ch/record/1474107>
  52. A.D. Martin, W.J. Stirling, R.S. Thorne, G. Watt, Parton distributions for the LHC. *Eur. Phys. J. C* **63**, 189 (2009). [arXiv:0901.0002](https://arxiv.org/abs/0901.0002) [hep-ph]
  53. ATLAS Collaboration, Modelling of the  $t\bar{t}H$  and  $t\bar{t}V$  ( $V = W, Z$ ) processes for  $\sqrt{s} = 13$  TeV ATLAS analyses. ATL-PHYS-PUB-2016-005 (2016). <http://cds.cern.ch/record/2120826>
  54. M.V. Garzelli, A. Kardos, C.G. Papadopoulos, Z. Trocsanyi,  $t\bar{t}W^{+-}$  and  $t\bar{t}Z$  hadroproduction at NLO accuracy in QCD with parton shower and hadronization effects. *JHEP* **11**, 056 (2012). [arXiv:1208.2665](https://arxiv.org/abs/1208.2665) [hep-ph]
  55. J.M. Campbell, R.K. Ellis,  $t\bar{t}W$  production and decay at NLO. *JHEP* **07**, 052 (2012). [arXiv:1204.5678](https://arxiv.org/abs/1204.5678) [hep-ph]
  56. A. Lazopoulos, T. McElmurry, K. Melnikov, F. Petriello, Next-to-leading order QCD corrections to  $t\bar{t}Z$  production at the LHC. *Phys. Lett. B* **666**, 62 (2008). [arXiv:0804.2220](https://arxiv.org/abs/0804.2220) [hep-ph]
  57. ATLAS Collaboration, Simulation of top quark production for the ATLAS experiment at  $\sqrt{s} = 13$  TeV. ATL-PHYS-PUB-2016-004 (2016). <http://cds.cern.ch/record/2120417>
  58. M. Czakon, P. Fiedler, A. Mitov, Total top-quark pair-production cross section at hadron colliders through  $O(\alpha_s^4)$ . *Phys. Rev. Lett.* **110**, 252004 (2013). [arXiv:1303.6254](https://arxiv.org/abs/1303.6254) [hep-ph]
  59. M. Czakon, A. Mitov, Top++: a program for the calculation of the top-pair cross-section at hadron colliders. *Comput. Phys. Commun.* **185**, 2930 (2014). [arXiv:1112.5675](https://arxiv.org/abs/1112.5675) [hep-ph]
  60. N. Kidonakis, Two-loop soft anomalous dimensions for single top quark associated production with a  $W^-$  or  $H^-$ . *Phys. Rev. D* **82**, 054018 (2010). [arXiv:1005.4451](https://arxiv.org/abs/1005.4451) [hep-ph]
  61. ATLAS Collaboration, Multi-boson simulation for 13 TeV ATLAS analyses. ATL-PHYS-PUB-2016-002 (2016). <http://cds.cern.ch/record/2119986>
  62. J.M. Campbell, R.K. Ellis, Update on vector boson pair production at hadron colliders. *Phys. Rev. D* **60**, 113006 (1999). [arXiv:hep-ph/9905386](https://arxiv.org/abs/hep-ph/9905386) [hep-ph]
  63. J.M. Campbell, R.K. Ellis, C. Williams, Vector boson pair production at the LHC. *JHEP* **07**, 018 (2011). [arXiv:1105.0020](https://arxiv.org/abs/1105.0020) [hep-ph]
  64. ATLAS Collaboration, Monte Carlo Generators for the Production of a  $W$  or  $Z/\gamma^*$  Boson in Association with Jets at ATLAS in Run 2. ATL-PHYS-PUB-2016-003 (2016). <http://cds.cern.ch/record/2120133>
  65. S. Catani, L. Cieri, G. Ferrera, D. de Florian, M. Grazzini, Vector boson production at hadron colliders: a fully exclusive QCD calculation at NNLO. *Phys. Rev. Lett.* **103**, 082001 (2009). [arXiv:0903.2120](https://arxiv.org/abs/0903.2120) [hep-ph]

66. S. Catani, M. Grazzini, An NNLO subtraction formalism in hadron collisions and its application to Higgs boson production at the LHC. *Phys. Rev. Lett.* **98**, 222002 (2007). [arXiv:hep-ph/0703012](#) [hep-ph]
67. T. Gleisberg et al., Event generation with sherpa 1.1. *JHEP* **02**, 007 (2009). [arXiv:0811.4622](#) [hep-ph]
68. ATLAS Collaboration, Electron efficiency measurements with the ATLAS detector using the 2015 LHC proton–proton collision data. ATLAS-CONF-2016-024 (2016). [https://cds.cern.ch/record/2157687](#)
69. ATLAS Collaboration, Vertex reconstruction performance of the ATLAS detector at  $\sqrt{s} = 13$  TeV. ATL-PHYS-PUB-2015-026 (2015). [http://cds.cern.ch/record/2037717](#)
70. ATLAS Collaboration, Muon reconstruction performance of the ATLAS detector in proton–proton collision data at  $\sqrt{s} = 13$  TeV. *Eur. Phys. J. C* **76**, 292 (2016). [arXiv:1603.05598](#) [hep-ex]
71. ATLAS Collaboration, Topological cell clustering in the ATLAS calorimeters and its performance in LHC Run 1. *Eur. Phys. J. C* **77**, 490 (2017). [arXiv:1603.02934](#) [hep-ex]
72. M. Cacciari, G.P. Salam, G. Soyez, The anti- $k_t$  jet clustering algorithm. *JHEP* **04**, 063 (2008). [arXiv:0802.1189](#) [hep-ph]
73. M. Cacciari, G.P. Salam, Dispelling the  $N^3$  myth for the  $k_t$  jet-finder. *Phys. Lett. B* **641**, 57 (2006). [arXiv:hep-ph/0512210](#)
74. M. Cacciari, G.P. Salam, G. Soyez, Fastjet, a software package for jet finding in pp and e+e− collisions. [http://fastjet.fr/](#)
75. ATLAS Collaboration, Jet energy scale measurements and their systematic uncertainties in proton–proton collisions at  $\sqrt{s} = 13$  TeV with the ATLAS detector (2017). [arXiv:1703.09665](#) [hep-ex]
76. ATLAS Collaboration, Jet calibration and systematic uncertainties for jets reconstructed in the ATLAS detector at  $\sqrt{s} = 13$  TeV. ATL-PHYS-PUB-2015-015 (2015). [http://cds.cern.ch/record/2037613](#)
77. ATLAS Collaboration, Tagging and suppression of pileup jets with the atlas detector. ATLAS-CONF-2014-018 (2014). [http://cds.cern.ch/record/1700870](#)
78. ATLAS Collaboration, Characterisation and mitigation of beam-induced backgrounds observed in the ATLAS detector during the 2011 proton-proton run. *JINST* **8**, P07004 (2013). [arXiv:1303.0223](#) [hep-ex]
79. ATLAS Collaboration, Selection of jets produced in 13 TeV proton-proton collisions with the ATLAS detector. ATLAS-CONF-2015-029 (2015). [http://cds.cern.ch/record/2037702](#)
80. ATLAS Collaboration, Performance of  $b$ -jet identification in the ATLAS experiment. *JINST* **11**, P04008 (2016). [arXiv:1512.01094](#) [hep-ex]
81. ATLAS Collaboration, Optimisation of the ATLAS  $b$ -tagging performance for the 2016 LHC Run. ATL-PHYS-PUB-2016-012 (2016). [http://cds.cern.ch/record/2160731](#)
82. ATLAS Collaboration, Measurement of the photon identification efficiencies with the ATLAS detector using LHC Run-1 data. *Eur. Phys. J. C* **76**, 666 (2016). [arXiv:1606.01813](#) [hep-ex]
83. ATLAS Collaboration, Performance of missing transverse momentum reconstruction with the ATLAS detector using proton-proton collisions at  $\sqrt{s} = 13$  TeV (2018). [arXiv:1802.08168](#) [hep-ex]
84. C.G. Lester, D.J. Summers, Measuring masses of semiinvisibly decaying particles pair produced at hadron colliders. *Phys. Lett. B* **463**, 99 (1999). [arXiv:hep-ph/9906349](#) [hep-ph]
85. A. Barr, C. Lester, P. Stephens,  $m(T2)$ : the truth behind the glamour. *J. Phys. G* **29**, 2343 (2003). [arXiv:hep-ph/0304226](#) [hep-ph]
86. G. Cowan, K. Cranmer, E. Gross, O. Vitells, Asymptotic formulae for likelihood-based tests of new physics. *Eur. Phys. J. C* **71**, 1554 (2011) [Erratum: *Eur. Phys. J. C* **73**, 2501 (2013)]. [arXiv:1007.1727](#) [physics.data-an]
87. ATLAS Collaboration, Search for squarks and gluinos in events with isolated leptons, jets and missing transverse momentum at  $\sqrt{s} = 8$  TeV with the ATLAS detector. *JHEP* **04**, 116 (2015). [arXiv:1501.03555](#) [hep-ex]
88. ATLAS Collaboration, Jet energy scale measurements and their systematic uncertainties in proton-proton collisions at  $\sqrt{s} = 13$  TeV with the ATLAS detector. *Phys. Rev. D* **96**, 072002 (2017). [arXiv:1703.09665](#) [hep-ex]
89. M. Bähr et al., Herwig++ Physics and Manual. *Eur. Phys. J. C* **58**, 639 (2008). [arXiv:0803.0883](#) [hep-ph]
90. J. Bellm, Herwig 7.0/Herwig++ 3.0 release note. *Eur. Phys. J. C* **76**, 196 (2016). [arXiv:1512.01178](#) [hep-ph]
91. E. Re, Single-top Wt-channel production matched with parton showers using the POWHEG method. *Eur. Phys. J. C* **71**, 1547 (2011). [arXiv:1009.2450](#) [hep-ph]
92. ATLAS Collaboration, Measurement of  $W^\pm$  and Z-boson production cross sections in  $pp$  collisions at  $\sqrt{s} = 13$  TeV with the ATLAS detector. *Phys. Lett. B* **759**, 601 (2016). [arXiv:1603.09222](#) [hep-ex]
93. ATLAS Collaboration, Multi-boson simulation for 13 TeV ATLAS Analyses. ATL-PHYS-PUB-2017-005. [https://cds.cern.ch/record/2261933](#)
94. S. Hoeche, S. Schumann, F. Siegert, Hard photon production and matrix-element parton-shower merging. *Phys. Rev. D* **81**, 034026 (2010). [arXiv:0912.3501](#) [hep-ph]
95. C. Borschensky et al., Squark and gluino production cross sections in pp collisions at  $\sqrt{s} = 13, 14, 33$  and 100 TeV. *Eur. Phys. J. C* **74**, 3174 (2014). [arXiv:1407.5066](#) [hep-ph]
96. A. Read, Presentation of search results: the CLs technique. *J. Phys. G* **28**, 2693 (2002)
97. M. Baak et al., HistFitter software framework for statistical data analysis. *Eur. Phys. J. C* **75**, 153 (2014). [arXiv:1410.1280](#) [hep-ex]
98. ATLAS Collaboration, ATLAS computing acknowledgements 2016–2017. ATL-GEN-PUB-2016-002. [https://cds.cern.ch/record/2202407](#)

## ATLAS Collaboration

M. Aaboud<sup>34d</sup>, G. Aad<sup>99</sup>, B. Abbott<sup>124</sup>, O. Abdinov<sup>13,\*</sup>, B. Abeloos<sup>128</sup>, S. H. Abidi<sup>165</sup>, O. S. AbouZeid<sup>143</sup>, N. L. Abraham<sup>153</sup>, H. Abramowicz<sup>159</sup>, H. Abreu<sup>158</sup>, Y. Abulaiti<sup>6</sup>, B. S. Acharya<sup>64a,64b,m</sup>, S. Adachi<sup>161</sup>, L. Adamczyk<sup>81a</sup>, J. Adelman<sup>119</sup>, M. Adersberger<sup>112</sup>, T. Adye<sup>141</sup>, A. A. Affolder<sup>143</sup>, Y. Afik<sup>158</sup>, C. Agheorghiesei<sup>27c</sup>, J. A. Aguilar-Saavedra<sup>136a,136f</sup>, F. Ahmadov<sup>77,ah</sup>, G. Aielli<sup>71a,71b</sup>, S. Akatsuka<sup>83</sup>, T. P. A. Åkesson<sup>94</sup>, E. Akilli<sup>52</sup>, A. V. Akimov<sup>108</sup>, G. L. Alberghi<sup>136a,23a</sup>, J. Albert<sup>174</sup>, P. Albicocco<sup>49</sup>, M. J. AlconadaVerzini<sup>86</sup>, S. Alderweireldt<sup>117</sup>, M. Aleksa<sup>35</sup>, I. N. Aleksandrov<sup>77</sup>, C. Alexa<sup>27b</sup>, G. Alexander<sup>159</sup>, T. Alexopoulos<sup>10</sup>, M. Alhroob<sup>124</sup>, B. Ali<sup>138</sup>, M. Aliev<sup>65a,65b</sup>, G. Alimonti<sup>66a</sup>, J. Alison<sup>36</sup>, S. P. Alkire<sup>145</sup>, C. Allaire<sup>128</sup>, B. M. M. Allbrooke<sup>153</sup>, B. W. Allen<sup>127</sup>, P. P. Allport<sup>21</sup>, A. Aloisio<sup>67a,67b</sup>, A. Alonso<sup>39</sup>, F. Alonso<sup>86</sup>, C. Alpigiani<sup>145</sup>, A. A. Alshehri<sup>55</sup>, M. I. Alstady<sup>99</sup>,

- B. AlvarezGonzalez<sup>35</sup>, D. ÁlvarezPiqueras<sup>172</sup>, M. G. Alviggi<sup>67a,67b</sup>, B. T. Amadio<sup>18</sup>, Y. AmaralCoutinho<sup>78b</sup>, L. Ambroz<sup>131</sup>, C. Amelung<sup>26</sup>, D. Amidei<sup>103</sup>, S. P. Amor DosSantos<sup>136a,136c</sup>, S. Amoroso<sup>35</sup>, C. S. Amrouche<sup>52</sup>, C. Anastopoulos<sup>146</sup>, L. S. Ancu<sup>52</sup>, N. Andari<sup>21</sup>, T. Andeen<sup>11</sup>, C. F. Anders<sup>59b</sup>, J. K. Anders<sup>20</sup>, K. J. Anderson<sup>36</sup>, A. Andreazza<sup>66a,66b</sup>, V. Andrei<sup>59a</sup>, S. Angelidakis<sup>37</sup>, I. Angelozzi<sup>118</sup>, A. Angerami<sup>38</sup>, A. V. Anisenkov<sup>120b,120a</sup>, A. Annovi<sup>69a</sup>, C. Antel<sup>59a</sup>, M. T. Anthony<sup>146</sup>, M. Antonelli<sup>49</sup>, D. J. A. Antrim<sup>169</sup>, F. Anulli<sup>70a</sup>, M. Aoki<sup>79</sup>, L. Aperio Bella<sup>35</sup>, G. Arabidze<sup>104</sup>, Y. Arai<sup>79</sup>, J. P. Araque<sup>136a</sup>, V. AraujoFerraz<sup>78b</sup>, R. Araujo Pereira<sup>78b</sup>, A. T. H. Arce<sup>47</sup>, R. E. Ardell<sup>91</sup>, F. A. Arduh<sup>86</sup>, J.-F. Arguin<sup>107</sup>, S. Argyropoulos<sup>75</sup>, A. J. Armbruster<sup>35</sup>, L. J. Armitage<sup>90</sup>, O. Arnaez<sup>165</sup>, H. Arnold<sup>118</sup>, M. Arratia<sup>31</sup>, O. Arslan<sup>24</sup>, A. Artamonov<sup>109,\*</sup>, G. Artoni<sup>131</sup>, S. Artz<sup>97</sup>, S. Asai<sup>161</sup>, N. Asbah<sup>44</sup>, A. Ashkenazi<sup>159</sup>, E. M. Asimakopoulou<sup>170</sup>, L. Asquith<sup>153</sup>, K. Assamagan<sup>29</sup>, R. Astalos<sup>28a</sup>, R. J. Atkin<sup>32a</sup>, M. Atkinson<sup>171</sup>, N. B. Atlay<sup>148</sup>, K. Augsten<sup>138</sup>, G. Avolio<sup>35</sup>, R. Avramidou<sup>58a</sup>, B. Axen<sup>18</sup>, M. K. Ayoub<sup>15a</sup>, G. Azuelos<sup>107,av</sup>, A. E. Baas<sup>59a</sup>, M. J. Baca<sup>21</sup>, H. Bachacou<sup>142</sup>, K. Bachas<sup>65a,65b</sup>, M. Backes<sup>131</sup>, P. Bagnaia<sup>70a,70b</sup>, M. Bahmani<sup>82</sup>, H. Bahrasemani<sup>149</sup>, A. J. Bailey<sup>172</sup>, J. T. Baines<sup>141</sup>, M. Bajic<sup>39</sup>, O. K. Baker<sup>181</sup>, P. J. Bakker<sup>118</sup>, D. Bakshi Gupta<sup>93</sup>, E. M. Baldin<sup>120b,120a</sup>, P. Balek<sup>178</sup>, F. Balli<sup>142</sup>, W. K. Balunas<sup>133</sup>, E. Banas<sup>82</sup>, A. Bandyopadhyay<sup>24</sup>, Sw. Banerjee<sup>179,i</sup>, A. A. E. Bannoura<sup>180</sup>, L. Barak<sup>159</sup>, W. M. Barbe<sup>37</sup>, E. L. Barberio<sup>102</sup>, D. Barberis<sup>53b,53a</sup>, M. Barbero<sup>99</sup>, T. Barillari<sup>113</sup>, M.-S. Barisits<sup>35</sup>, J. Barkeloo<sup>127</sup>, T. Barklow<sup>150</sup>, N. Barlow<sup>31</sup>, R. Barnea<sup>158</sup>, S. L. Barnes<sup>58c</sup>, B. M. Barnett<sup>141</sup>, R. M. Barnett<sup>18</sup>, Z. Barnovska-Blenessy<sup>58a</sup>, A. Baroncelli<sup>72a</sup>, G. Barone<sup>26</sup>, A. J. Barr<sup>131</sup>, L. BarrancoNavarro<sup>172</sup>, F. Barreiro<sup>96</sup>, J. Barreiro Guimarães da Costa<sup>15a</sup>, R. Bartoldus<sup>150</sup>, A. E. Barton<sup>87</sup>, P. Bartos<sup>28a</sup>, A. Basalae<sup>134</sup>, A. Bassalat<sup>128</sup>, R. L. Bates<sup>55</sup>, S. J. Batista<sup>165</sup>, S. Batlamous<sup>34e</sup>, J. R. Batley<sup>31</sup>, M. Battaglia<sup>143</sup>, M. Baue<sup>70a,70b</sup>, F. Bauer<sup>142</sup>, K. T. Bauer<sup>169</sup>, H. S. Bawa<sup>150,k</sup>, J. B. Beacham<sup>122</sup>, M. D. Beattie<sup>87</sup>, T. Beau<sup>132</sup>, P. H. Beauchemin<sup>168</sup>, P. Bechtel<sup>24</sup>, H. C. Beck<sup>51</sup>, H. P. Beck<sup>20,q</sup>, K. Becker<sup>50</sup>, M. Becker<sup>97</sup>, C. Becot<sup>121</sup>, A. Beddall<sup>12d</sup>, A. J. Beddall<sup>12a</sup>, V. A. Bednyakov<sup>77</sup>, M. Bedognetti<sup>118</sup>, C. P. Bee<sup>152</sup>, T. A. Beermann<sup>35</sup>, M. Begalli<sup>78b</sup>, M. Begel<sup>29</sup>, A. Behera<sup>152</sup>, J. K. Behr<sup>44</sup>, A. S. Bell<sup>92</sup>, G. Bella<sup>159</sup>, L. Bellagamba<sup>23b</sup>, A. Bellerive<sup>33</sup>, M. Bellomo<sup>158</sup>, K. Belotskiy<sup>110</sup>, N. L. Belyaev<sup>110</sup>, O. Benary<sup>159,\*</sup>, D. Bencheekroun<sup>34a</sup>, M. Bender<sup>112</sup>, N. Benekos<sup>10</sup>, Y. Benhammou<sup>159</sup>, E. BenharNoccioli<sup>181</sup>, J. Benitez<sup>75</sup>, D. P. Benjamin<sup>47</sup>, M. Benoit<sup>52</sup>, J. R. Bensinger<sup>26</sup>, S. Bentvelsen<sup>118</sup>, L. Beresford<sup>131</sup>, M. Beretta<sup>49</sup>, D. Berge<sup>44</sup>, E. Bergeas Kuutmann<sup>170</sup>, N. Berger<sup>5</sup>, L. J. Bergsten<sup>26</sup>, J. Beringer<sup>18</sup>, S. Berlendis<sup>56</sup>, N. R. Bernard<sup>100</sup>, G. Bernardi<sup>132</sup>, C. Bernius<sup>150</sup>, F. U. Bernlochner<sup>24</sup>, T. Berry<sup>91</sup>, P. Berta<sup>97</sup>, C. Bertella<sup>15a</sup>, G. Bertoli<sup>43a,43b</sup>, I. A. Bertram<sup>87</sup>, C. Bertsche<sup>44</sup>, G. J. Besjes<sup>39</sup>, O. BessidskaiaBylund<sup>43a,43b</sup>, M. Bessner<sup>44</sup>, N. Besson<sup>142</sup>, A. Bethani<sup>98</sup>, S. Bethke<sup>113</sup>, A. Betti<sup>24</sup>, A. J. Bevan<sup>90</sup>, J. Beyer<sup>113</sup>, R. M. Bianchi<sup>135</sup>, O. Biebel<sup>112</sup>, D. Biedermann<sup>19</sup>, R. Bielski<sup>98</sup>, K. Bierwagen<sup>97</sup>, N. V. Biesuz<sup>69a,69b</sup>, M. Biglietti<sup>72a</sup>, T. R. V. Billoud<sup>107</sup>, M. Bindi<sup>51</sup>, A. Bingul<sup>12d</sup>, C. Bini<sup>70a,70b</sup>, S. Biondi<sup>23b,23a</sup>, T. Bisanz<sup>51</sup>, C. Bittrich<sup>46</sup>, D. M. Bjergaard<sup>47</sup>, J. E. Black<sup>150</sup>, K. M. Black<sup>25</sup>, R. E. Blair<sup>6</sup>, T. Blazek<sup>28a</sup>, I. Bloch<sup>44</sup>, C. Blocker<sup>26</sup>, A. Blue<sup>55</sup>, U. Blumenschein<sup>90</sup>, Dr. Blunier<sup>144a</sup>, G. J. Bobbink<sup>118</sup>, V. S. Bobrovnikov<sup>120b,120a</sup>, S. S. Bocchetta<sup>94</sup>, A. Bocci<sup>47</sup>, C. Bock<sup>112</sup>, D. Boerner<sup>180</sup>, D. Bogavac<sup>112</sup>, A. G. Bogdanchikov<sup>120b,120a</sup>, C. Bohm<sup>43a</sup>, V. Boisvert<sup>91</sup>, P. Bokan<sup>170,z</sup>, T. Bold<sup>81a</sup>, A. S. Boldyrev<sup>111</sup>, A. E. Bolz<sup>59b</sup>, M. Bomben<sup>132</sup>, M. Bona<sup>90</sup>, J. S. B. Bonilla<sup>127</sup>, M. Boonekamp<sup>142</sup>, A. Borisov<sup>140</sup>, G. Borissov<sup>87</sup>, J. Bortfeldt<sup>35</sup>, D. Bortoletto<sup>131</sup>, V. Bortolotto<sup>71a,71b</sup>, D. Boscherini<sup>23b</sup>, M. Bosman<sup>14</sup>, J. D. BossioSola<sup>30</sup>, J. Boudreau<sup>135</sup>, E. V. Bouhova-Thacker<sup>87</sup>, D. Boumediene<sup>37</sup>, C. Bourdarios<sup>128</sup>, S. K. Boutle<sup>55</sup>, A. Boveia<sup>122</sup>, J. Boyd<sup>35</sup>, I. R. Boyko<sup>77</sup>, A. J. Bozson<sup>91</sup>, J. Bracinik<sup>21</sup>, N. Brahimi<sup>99</sup>, A. Brandt<sup>8</sup>, G. Brandt<sup>180</sup>, O. Brandt<sup>59a</sup>, F. Braren<sup>44</sup>, U. Bratzler<sup>162</sup>, B. Brau<sup>100</sup>, J. E. Brau<sup>127</sup>, W. D. Breaden Madden<sup>55</sup>, K. Brendlinger<sup>44</sup>, A. J. Brennan<sup>102</sup>, L. Brenner<sup>44</sup>, R. Brenner<sup>170</sup>, S. Bressler<sup>178</sup>, B. Brickwedde<sup>97</sup>, D. L. Briglin<sup>21</sup>, T. M. Bristow<sup>48</sup>, D. Britton<sup>55</sup>, D. Britzger<sup>59b</sup>, I. Brock<sup>24</sup>, R. Brock<sup>104</sup>, G. Brooijmans<sup>38</sup>, T. Brooks<sup>91</sup>, W. K. Brooks<sup>144b</sup>, E. Brost<sup>119</sup>, J. H. Broughton<sup>21</sup>, P. A. Bruckman deRenstrom<sup>82</sup>, D. Bruncko<sup>28b</sup>, A. Bruni<sup>23b</sup>, G. Bruni<sup>23b</sup>, L. S. Bruni<sup>118</sup>, S. Bruno<sup>71a,71b</sup>, B. H. Brunt<sup>31</sup>, M. Bruschi<sup>23b</sup>, N. Bruscino<sup>135</sup>, P. Bryant<sup>36</sup>, L. Bryngemark<sup>44</sup>, T. Buanes<sup>17</sup>, Q. Buat<sup>35</sup>, P. Buchholz<sup>148</sup>, A. G. Buckley<sup>55</sup>, I. A. Budagov<sup>77</sup>, F. Buehrer<sup>50</sup>, M. K. Bugge<sup>130</sup>, O. Bulekov<sup>110</sup>, D. Bullock<sup>8</sup>, T. J. Burch<sup>119</sup>, S. Burdin<sup>88</sup>, C. D. Burgard<sup>118</sup>, A. M. Burger<sup>5</sup>, B. Burghgrave<sup>119</sup>, K. Burka<sup>82</sup>, S. Burke<sup>141</sup>, I. Burmeister<sup>45</sup>, J. T. P. Burr<sup>131</sup>, D. Büscher<sup>50</sup>, V. Büscher<sup>97</sup>, E. Buschmann<sup>51</sup>, P. Bussey<sup>55</sup>, J. M. Butler<sup>25</sup>, C. M. Buttar<sup>55</sup>, J. M. Butterworth<sup>92</sup>, P. Butti<sup>35</sup>, W. Buttinger<sup>35</sup>, A. Buzatu<sup>155</sup>, A. R. Buzykaev<sup>120b,120a</sup>, G. Cabras<sup>23b,23a</sup>, S. CabreraUrbán<sup>172</sup>, D. Caforio<sup>138</sup>, H. Cai<sup>171</sup>, V. M. M. Cairo<sup>2</sup>, O. Cakir<sup>4a</sup>, N. Calace<sup>52</sup>, P. Calafiura<sup>18</sup>, A. Calandri<sup>99</sup>, G. Calderini<sup>132</sup>, P. Calfayan<sup>63</sup>, G. Callea<sup>40b,40a</sup>, L. P. Caloba<sup>78b</sup>, S. CalventeLopez<sup>96</sup>, D. Calvet<sup>37</sup>, S. Calvet<sup>37</sup>, T. P. Calvet<sup>152</sup>, M. Calvetti<sup>69a,69b</sup>, R. CamachoToro<sup>36</sup>, S. Camarda<sup>35</sup>, P. Camarri<sup>71a,71b</sup>, D. Cameron<sup>130</sup>, R. Caminal Armadans<sup>100</sup>, C. Camincher<sup>56</sup>, S. Campana<sup>35</sup>, M. Campanelli<sup>92</sup>, A. Camplani<sup>66a,66b</sup>, A. Campoverde<sup>148</sup>, V. Canale<sup>67a,67b</sup>, M. CanoBret<sup>58c</sup>, J. Cantero<sup>125</sup>, T. Cao<sup>159</sup>, Y. Cao<sup>171</sup>, M. D. M. Capeans Garrido<sup>35</sup>, I. Caprini<sup>27b</sup>, M. Caprini<sup>27b</sup>, M. Capua<sup>40b,40a</sup>, R. M. Carbone<sup>38</sup>, R. Cardarelli<sup>71a</sup>, F. Cardillo<sup>50</sup>, I. Carli<sup>139</sup>, T. Carli<sup>35</sup>, G. Carlino<sup>67a</sup>, B. T. Carlson<sup>135</sup>, L. Carminati<sup>66a,66b</sup>, R. M. D. Carney<sup>43a,43b</sup>, S. Caron<sup>117</sup>, E. Carquin<sup>144b</sup>, S. Carrá<sup>66a,66b</sup>, G. D. Carrillo-Montoya<sup>35</sup>, D. Casadei<sup>32b</sup>, M. P. Casado<sup>14,e</sup>, A. F. Casha<sup>165</sup>, M. Casolino<sup>14</sup>, D. W. Casper<sup>169</sup>, R. Castelijns<sup>118</sup>, V. CastilloGimenez<sup>172</sup>, N. F. Castro<sup>136a,136e</sup>, A. Catinaccio<sup>35</sup>, J. R. Catmore<sup>130</sup>,



A. Cattai<sup>35</sup>, J. Caudron<sup>24</sup>, V. Cavaliere<sup>29</sup>, E. Cavallaro<sup>14</sup>, D. Cavalli<sup>66a</sup>, M. Cavalli-Sforza<sup>14</sup>, V. Cavasinni<sup>69a,69b</sup>, E. Celebi<sup>12b</sup>, F. Ceradini<sup>72a,72b</sup>, L. CerdaAlberich<sup>172</sup>, A. S. Cerqueira<sup>78a</sup>, A. Cerri<sup>153</sup>, L. Cerrito<sup>71a,71b</sup>, F. Cerutti<sup>18</sup>, A. Cervelli<sup>23b,23a</sup>, S. A. Cetin<sup>12b</sup>, A. Chafaq<sup>34a</sup>, DC. Chakraborty<sup>119</sup>, S. K. Chan<sup>57</sup>, W. S. Chan<sup>118</sup>, Y. L. Chan<sup>61a</sup>, P. Chang<sup>171</sup>, J. D. Chapman<sup>31</sup>, D. G. Charlton<sup>21</sup>, C. C. Chau<sup>33</sup>, C. A. Chavez Barajas<sup>153</sup>, S. Che<sup>122</sup>, A. Chegwidien<sup>104</sup>, S. Chekanov<sup>6</sup>, S. V. Chekulaev<sup>166a</sup>, G. A. Chelkov<sup>77,au</sup>, M. A. Chelstowska<sup>35</sup>, C. Chen<sup>58a</sup>, C. Chen<sup>76</sup>, H. Chen<sup>29</sup>, J. Chen<sup>58a</sup>, J. Chen<sup>38</sup>, S. Chen<sup>133</sup>, S. J. Chen<sup>15b</sup>, X. Chen<sup>15c,at</sup>, Y. Chen<sup>80</sup>, Y. -H. Chen<sup>44</sup>, H. C. Cheng<sup>103</sup>, H. J. Cheng<sup>15d</sup>, A. Cheplakov<sup>77</sup>, E. Cheremushkina<sup>140</sup>, R. Cherkaoui ElMoursli<sup>34e</sup>, E. Cheu<sup>7</sup>, K. Cheung<sup>62</sup>, L. Chevalier<sup>142</sup>, V. Chiarella<sup>49</sup>, G. Chiarelli<sup>69a</sup>, G. Chiodini<sup>65a</sup>, A. S. Chisholm<sup>35</sup>, A. Chitan<sup>27b</sup>, I. Chiu<sup>161</sup>, Y. H. Chiu<sup>174</sup>, M. V. Chizhov<sup>77</sup>, K. Choi<sup>63</sup>, A. R. Chomont<sup>128</sup>, S. Chouridou<sup>160</sup>, Y. S. Chow<sup>118</sup>, V. Christodoulou<sup>92</sup>, M. C. Chu<sup>61a</sup>, J. Chudoba<sup>137</sup>, A. J. Chuinard<sup>101</sup>, J. J. Chwastowski<sup>82</sup>, L. Chytka<sup>126</sup>, D. Cinca<sup>45</sup>, V. Cindro<sup>89,183</sup>, I. A. Cioară<sup>24</sup>, A. Ciocio<sup>18</sup>, F. Ciotto<sup>67a,67b</sup>, Z. H. Citron<sup>178</sup>, M. Citterio<sup>66a</sup>, A. Clark<sup>52</sup>, M. R. Clark<sup>38</sup>, P. J. Clark<sup>48</sup>, R. N. Clarke<sup>18</sup>, C. Clement<sup>43a,43b</sup>, Y. Coadou<sup>99</sup>, M. Cobal<sup>64a,64c</sup>, A. Coccaro<sup>53b,53a</sup>, J. Cochran<sup>76</sup>, A. E. C. Coimbra<sup>178</sup>, L. Colasurdo<sup>117</sup>, B. Cole<sup>38</sup>, A. P. Colijn<sup>118</sup>, J. Collot<sup>56</sup>, P. Conde Muino<sup>136a,136b</sup>, E. Coniavitis<sup>50</sup>, S. H. Connell<sup>32b</sup>, I. A. Connelly<sup>98</sup>, S. Constantinescu<sup>27b</sup>, F. Conventi<sup>67a,aw</sup>, A. M. Cooper-Sarkar<sup>131</sup>, F. Cormier<sup>173</sup>, K. J. R. Cormier<sup>165</sup>, M. Corradi<sup>70a,70b</sup>, E. E. Corrigan<sup>94</sup>, F. Corriveau<sup>101,af</sup>, A. Cortes-Gonzalez<sup>35</sup>, M. J. Costa<sup>172</sup>, D. Costanzo<sup>146</sup>, G. Cottin<sup>31</sup>, G. Cowan<sup>91</sup>, B. E. Cox<sup>98</sup>, J. Crane<sup>98</sup>, K. Cranmer<sup>121</sup>, S. J. Crawley<sup>55</sup>, R. A. Creager<sup>133</sup>, G. Cree<sup>33</sup>, S. Crépe-Renaudin<sup>56</sup>, F. Crescioli<sup>132</sup>, M. Cristinziani<sup>24</sup>, V. Croft<sup>121</sup>, G. Crosetti<sup>40b,40a</sup>, A. Cueto<sup>96</sup>, T. CuhadarDonszelmann<sup>146</sup>, A. R. Cukierman<sup>150</sup>, M. Curatolo<sup>49</sup>, J. Cúth<sup>97</sup>, S. Czekierda<sup>82</sup>, P. Czodrowski<sup>35</sup>, M. J. Da Cunha Sargedas De Sousa<sup>58b,136b</sup>, C. Da Via<sup>98</sup>, W. Dabrowski<sup>81a</sup>, T. Dado<sup>28a,z</sup>, S. Dahbi<sup>34e</sup>, T. Dai<sup>103</sup>, O. Dale<sup>17</sup>, F. Dallaire<sup>107</sup>, C. Dallapiccola<sup>100</sup>, M. Dam<sup>39</sup>, G. D'amen<sup>23b,23a</sup>, J. R. Dandoy<sup>133</sup>, M. F. Daneri<sup>30</sup>, N. P. Dang<sup>179,i</sup>, N. D. Dann<sup>98</sup>, M. Danninger<sup>173</sup>, V. Dao<sup>35</sup>, G. Darbo<sup>53b</sup>, S. Darmora<sup>8</sup>, O. Darts<sup>5</sup>, A. Dattagupta<sup>127</sup>, T. Daubney<sup>44</sup>, S. D'Auria<sup>55</sup>, W. Davey<sup>24</sup>, C. David<sup>44</sup>, T. Davidek<sup>139</sup>, D. R. Davis<sup>47</sup>, E. Dawe<sup>102</sup>, I. Dawson<sup>146</sup>, K. De<sup>8</sup>, R. de Asmundis<sup>67a</sup>, A. De Benedetti<sup>124</sup>, S. De Castro<sup>23b,23a</sup>, S. De Cecco<sup>132</sup>, N. De Groot<sup>117</sup>, P. de Jong<sup>118</sup>, H. De la Torre<sup>104</sup>, F. De Lorenzi<sup>76</sup>, A. De Maria<sup>51,s</sup>, D. De Pedis<sup>70a</sup>, A. De Salvo<sup>70a</sup>, U. De Sanctis<sup>71a,71b</sup>, A. De Santo<sup>153</sup>, K. De Vasconcelos Corga<sup>99</sup>, J. B. De Vivie De Regie<sup>128</sup>, C. Debenedetti<sup>143</sup>, D. V. Dedovich<sup>77</sup>, N. Dehghanian<sup>3</sup>, M. Del Gaudio<sup>40b,40a</sup>, J. Del Peso<sup>96</sup>, D. Delgove<sup>128</sup>, F. Deliot<sup>142</sup>, C. M. Delitzsch<sup>7</sup>, M. Della Pietra<sup>67a,67b</sup>, D. della Volpe<sup>52</sup>, A. Dell'Acqua<sup>35</sup>, L. Dell'Asta<sup>25</sup>, M. Delmastro<sup>5</sup>, C. Delporte<sup>128</sup>, P. A. Delsart<sup>56</sup>, D. A. DeMarco<sup>165</sup>, S. Demers<sup>181</sup>, M. Demichev<sup>77</sup>, S. P. Denisov<sup>140</sup>, D. Denysiuk<sup>118</sup>, L. D'Eramo<sup>132</sup>, D. Derendarz<sup>82</sup>, J. E. Derkaoui<sup>34d</sup>, F. Derue<sup>132</sup>, P. Dervan<sup>88</sup>, K. Desch<sup>24</sup>, C. Deterre<sup>44</sup>, K. Dette<sup>165</sup>, M. R. Devesa<sup>30</sup>, P. O. Deviveiros<sup>35</sup>, A. Dewhurst<sup>141</sup>, S. Dhaliwal<sup>26</sup>, F. A. Di Bello<sup>52</sup>, A. Di Ciaccio<sup>71a,71b</sup>, L. Di Ciaccio<sup>5</sup>, W. K. Di Clemente<sup>133</sup>, C. Di Donato<sup>67a,67b</sup>, A. Di Girolamo<sup>35</sup>, B. Di Micco<sup>72a,72b</sup>, R. Di Nardo<sup>35</sup>, K. F. Di Petrillo<sup>57</sup>, A. Di Simone<sup>50</sup>, R. Di Sipio<sup>165</sup>, D. Di Valentino<sup>33</sup>, C. Diaconu<sup>99</sup>, M. Diamond<sup>165</sup>, F. A. Dias<sup>39</sup>, T. Dias do Vale<sup>136a</sup>, M. A. Diaz<sup>144a</sup>, J. Dickinson<sup>18</sup>, E. B. Diehl<sup>103</sup>, J. Dietrich<sup>19</sup>, S. Díez Cornell<sup>44</sup>, A. Dimitrievska<sup>18</sup>, J. Dingfelder<sup>24</sup>, F. Dittus<sup>35</sup>, F. Djama<sup>99</sup>, T. Djobava<sup>157b</sup>, J. I. Djuvsland<sup>59a</sup>, M. A. B. do Vale<sup>78c</sup>, M. Dobre<sup>27b</sup>, D. Dodsworth<sup>26</sup>, C. Doglioni<sup>94</sup>, J. Dolejsi<sup>139</sup>, Z. Dolezal<sup>139</sup>, M. Donadelli<sup>78d</sup>, J. Donini<sup>37</sup>, A. D'onofrio<sup>90</sup>, M. D'Onofrio<sup>88</sup>, J. Dopke<sup>141</sup>, A. Doria<sup>67a</sup>, M. T. Dova<sup>86</sup>, A. T. Doyle<sup>55</sup>, E. Drechsler<sup>51</sup>, E. Dreyer<sup>149</sup>, T. Dreyer<sup>51</sup>, M. Dris<sup>10</sup>, Y. Du<sup>58b</sup>, J. Duarte-Campderros<sup>159</sup>, F. Dubinin<sup>108</sup>, A. Dubreuil<sup>52</sup>, E. Duchovni<sup>178</sup>, G. Duckeck<sup>112</sup>, A. Ducourthial<sup>132</sup>, O. A. Ducu<sup>107,y</sup>, D. Duda<sup>118</sup>, A. Dudarev<sup>35</sup>, A. Chr. Dudder<sup>97</sup>, E. M. Duffield<sup>18</sup>, L. Dufflot<sup>128</sup>, M. Dührssen<sup>35</sup>, C. Dülsen<sup>180</sup>, M. Dumancic<sup>178</sup>, A. E. Dumitriu<sup>27b,d</sup>, A. K. Duncan<sup>55</sup>, M. Dunford<sup>59a</sup>, A. Duperrin<sup>99</sup>, H. DuranYildiz<sup>4a</sup>, M. Düren<sup>54</sup>, A. Durglishvili<sup>157b</sup>, D. Duschinger<sup>46</sup>, B. Dutta<sup>44</sup>, D. Duvnjak<sup>1</sup>, M. Dyndal<sup>44</sup>, B. S. Dziedzic<sup>82</sup>, C. Eckardt<sup>44</sup>, K. M. Ecker<sup>113</sup>, R. C. Edgar<sup>103</sup>, T. Eifert<sup>35</sup>, G. Eigen<sup>17</sup>, K. Einsweiler<sup>18</sup>, T. Ekelof<sup>170</sup>, M. ElKacimi<sup>34c</sup>, R. El Kosseifi<sup>99</sup>, V. Ellajosyula<sup>99</sup>, M. Ellert<sup>170</sup>, F. Ellinghaus<sup>180</sup>, A. A. Elliot<sup>174</sup>, N. Ellis<sup>35</sup>, J. Elmsheuser<sup>29</sup>, M. Elsing<sup>35</sup>, D. Emelianov<sup>141</sup>, Y. Enari<sup>161</sup>, J. S. Ennis<sup>176</sup>, M. B. Epland<sup>47</sup>, J. Erdmann<sup>45</sup>, A. Ereditato<sup>20</sup>, S. Errede<sup>171</sup>, M. Escalier<sup>128</sup>, C. Escobar<sup>172</sup>, B. Esposito<sup>49</sup>, O. EstradaPastor<sup>172</sup>, A. I. Etiennevire<sup>142</sup>, E. Etzion<sup>159</sup>, H. Evans<sup>63</sup>, A. Ezhilov<sup>134</sup>, M. Ezzi<sup>34e</sup>, F. Fabbri<sup>23b,23a</sup>, L. Fabbri<sup>23b,23a</sup>, V. Fabiani<sup>117</sup>, G. Facini<sup>92</sup>, R. M. Faisca Rodrigues Pereira<sup>136a</sup>, R. M. Fakhruddinov<sup>140</sup>, S. Falciano<sup>70a</sup>, P. J. Falke<sup>5</sup>, S. Falke<sup>5</sup>, J. Faltova<sup>139</sup>, Y. Fang<sup>15a</sup>, M. Fanti<sup>66a,66b</sup>, A. Farbin<sup>8</sup>, A. Farilla<sup>72a</sup>, E. M. Farina<sup>68a,68b</sup>, T. Farooque<sup>104</sup>, S. Farrell<sup>18</sup>, S. M. Farrington<sup>176</sup>, P. Farthouat<sup>35</sup>, F. Fassi<sup>34e</sup>, P. Fassnacht<sup>35</sup>, D. Fassouliotis<sup>9</sup>, M. Fauci Giannelli<sup>48</sup>, A. Favareto<sup>53b,53a</sup>, W. J. Fawcett<sup>52</sup>, L. Fayard<sup>128</sup>, O. L. Fedin<sup>134,o</sup>, W. Fedorko<sup>173</sup>, M. Feickert<sup>41</sup>, S. Feigl<sup>130</sup>, L. Feligioni<sup>99</sup>, C. Feng<sup>58b</sup>, E. J. Feng<sup>35</sup>, M. Feng<sup>47</sup>, M. J. Fenton<sup>55</sup>, A. B. Fenjuk<sup>140</sup>, L. Feremenga<sup>8</sup>, J. Ferrando<sup>44</sup>, A. Ferrari<sup>170</sup>, P. Ferrari<sup>118</sup>, R. Ferrari<sup>68a</sup>, D. E. Ferreira de Lima<sup>59b</sup>, A. Ferrer<sup>172</sup>, D. Ferrere<sup>52</sup>, C. Ferretti<sup>103</sup>, F. Fiedler<sup>97</sup>, A. Filipčić<sup>89,183</sup>, F. Filthaut<sup>117</sup>, M. Fincke-Keeler<sup>174</sup>, K. D. Finelli<sup>25</sup>, M. C. N. Fiolhais<sup>136a,136c,a</sup>, L. Fiorini<sup>172</sup>, C. Fischer<sup>14</sup>, J. Fischer<sup>180</sup>, W. C. Fisher<sup>104</sup>, N. Flaschel<sup>44</sup>, I. Fleck<sup>148</sup>, P. Fleischmann<sup>103</sup>, R. R. M. Fletcher<sup>133</sup>, T. Flick<sup>180</sup>, B. M. Flierl<sup>112</sup>, L. M. Flores<sup>133</sup>, L. R. Flores Castillo<sup>61a</sup>, N. Fomin<sup>17</sup>, G. T. Forcolin<sup>98</sup>, A. Formica<sup>142</sup>, F. A. Förster<sup>14</sup>, A. C. Forti<sup>98</sup>, A. G. Foster<sup>21</sup>, D. Fournier<sup>128</sup>, H. Fox<sup>87</sup>, S. Fracchia<sup>146</sup>, P. Francavilla<sup>69a,69b</sup>, M. Franchini<sup>23b,23a</sup>, S. Franchino<sup>59a</sup>, D. Francis<sup>35</sup>

- L. Franconi<sup>130</sup>, M. Franklin<sup>57</sup>, M. Frate<sup>169</sup>, M. Fraternali<sup>68a,68b</sup>, D. Freeborn<sup>92</sup>, S. M. Fressard-Batraneanu<sup>35</sup>, B. Freund<sup>107</sup>, W. S. Freund<sup>78a</sup>, D. Froidevaux<sup>35</sup>, J. A. Frost<sup>131</sup>, C. Fukunaga<sup>162</sup>, T. Fusayasu<sup>114</sup>, J. Fuster<sup>172</sup>, O. Gabizon<sup>158</sup>, A. Gabrielli<sup>23b,23a</sup>, A. Gabrielli<sup>18</sup>, G. P. Gach<sup>81a</sup>, S. Gadatsch<sup>52</sup>, S. Gadomski<sup>52</sup>, P. Gadow<sup>113</sup>, G. Gagliardi<sup>53b,53a</sup>, L. G. Gagnon<sup>107</sup>, C. Galea<sup>27b</sup>, B. Galhardo<sup>136a,136c</sup>, E. J. Gallas<sup>131</sup>, B. J. Gallop<sup>141</sup>, P. Gallus<sup>138</sup>, G. Galster<sup>39</sup>, R. Gamboa Goni<sup>90</sup>, K. K. Gan<sup>122</sup>, S. Ganguly<sup>178</sup>, Y. Gao<sup>88</sup>, Y. S. Gao<sup>150,k</sup>, C. García<sup>172</sup>, J. E. GarcíaNavarro<sup>172</sup>, J. A. GarcíaPascual<sup>15a</sup>, M. Garcia-Sciveres<sup>18</sup>, R. W. Gardner<sup>36</sup>, N. Garelli<sup>150</sup>, V. Garonne<sup>130</sup>, K. Gasnikova<sup>44</sup>, A. Gaudiello<sup>53b,53a</sup>, G. Gaudio<sup>68a</sup>, I. L. Gavrilenko<sup>108</sup>, A. Gavrilyuk<sup>109</sup>, C. Gay<sup>173</sup>, G. Gaycken<sup>24</sup>, E. N. Gazis<sup>10</sup>, C. N. P. Gee<sup>141</sup>, J. Geisen<sup>51</sup>, M. Geisen<sup>97</sup>, M. P. Geisler<sup>59a</sup>, K. Gellerstedt<sup>43a,43b</sup>, C. Gemme<sup>53b</sup>, M. H. Genest<sup>56</sup>, C. Geng<sup>103</sup>, S. Gentile<sup>70a,70b</sup>, C. Gentsos<sup>160</sup>, S. George<sup>91</sup>, D. Gerbaudo<sup>14</sup>, G. Gessner<sup>45</sup>, S. Ghasemi<sup>148</sup>, M. Ghneimat<sup>24</sup>, B. Giacobbe<sup>23b</sup>, S. Giagu<sup>70a,70b</sup>, N. Giangiacomi<sup>23b,23a</sup>, P. Giannetti<sup>69a</sup>, S. M. Gibson<sup>91</sup>, M. Gignac<sup>143</sup>, D. Gillberg<sup>33</sup>, G. Gilles<sup>180</sup>, D. M. Gingrich<sup>3,av</sup>, M. P. Giordani<sup>64a,64c</sup>, F. M. Giorgi<sup>23b</sup>, P. F. Giraud<sup>142</sup>, P. Giromini<sup>57</sup>, G. Giugliarelli<sup>64a,64c</sup>, D. Giugni<sup>66a</sup>, F. Giuliani<sup>131</sup>, M. Giulini<sup>59b</sup>, S. Gkaitatzis<sup>160</sup>, I. Gkialas<sup>9,h</sup>, E. L. Gkougkousis<sup>14</sup>, P. Gkoutoumis<sup>10</sup>, L. K. Gladilin<sup>111</sup>, C. Glasman<sup>96</sup>, J. Glatzer<sup>14</sup>, P. C. F. Glaysher<sup>44</sup>, A. Glazov<sup>44</sup>, M. Goblirsch-Kolb<sup>26</sup>, J. Godlewski<sup>82</sup>, S. Goldfarb<sup>102</sup>, T. Golling<sup>52</sup>, D. Golubkov<sup>140</sup>, A. Gomes<sup>136a,136b,136d</sup>, R. Goncalves Gama<sup>78a</sup>, R. Gonçalo<sup>136a</sup>, G. Gonella<sup>50</sup>, L. Gonella<sup>21</sup>, A. Gongadze<sup>77</sup>, F. Gonnella<sup>21</sup>, J. L. Gonski<sup>57</sup>, S. González de la Hoz<sup>172</sup>, S. Gonzalez-Sevilla<sup>52</sup>, L. Goossens<sup>35</sup>, P. A. Gorbounov<sup>109</sup>, H. A. Gordon<sup>29</sup>, B. Gorini<sup>35</sup>, E. Gorini<sup>65a,65b</sup>, A. Gorišek<sup>89,183</sup>, A. T. Goshaw<sup>47</sup>, C. Gössling<sup>45</sup>, M. I. Gostkin<sup>77</sup>, C. A. Gottardo<sup>24</sup>, C. R. Goudet<sup>128</sup>, D. Goujdami<sup>34c</sup>, A. G. Goussiou<sup>145</sup>, N. Govender<sup>32b,b</sup>, C. Goy<sup>5</sup>, E. Gozani<sup>158</sup>, I. Grabowska-Bold<sup>81a</sup>, P. O. J. Gradin<sup>170</sup>, E. C. Graham<sup>88</sup>, J. Gramling<sup>169</sup>, E. Gramstad<sup>130</sup>, S. Grancagnolo<sup>19</sup>, V. Gratchev<sup>134</sup>, P. M. Gravila<sup>27f</sup>, C. Gray<sup>55</sup>, H. M. Gray<sup>18</sup>, Z. D. Greenwood<sup>93,ak</sup>, C. Grefe<sup>24</sup>, K. Gregersen<sup>92</sup>, I. M. Gregor<sup>44</sup>, P. Grenier<sup>150</sup>, K. Grevtsov<sup>44</sup>, J. Griffiths<sup>8</sup>, A. A. Grillo<sup>143</sup>, K. Grimm<sup>150</sup>, S. Grinstein<sup>14,aa</sup>, Ph. Gris<sup>37</sup>, J.-F. Grivaz<sup>128</sup>, S. Groh<sup>97</sup>, E. Gross<sup>178</sup>, J. Grosse-Knetter<sup>51</sup>, G. C. Grossi<sup>93</sup>, Z. J. Grout<sup>92</sup>, A. Grummer<sup>116</sup>, L. Guan<sup>103</sup>, W. Guan<sup>179</sup>, J. Guenther<sup>35</sup>, A. Guerguichon<sup>128</sup>, F. Guescini<sup>166a</sup>, D. Guest<sup>169</sup>, O. Gueta<sup>159</sup>, R. Gugel<sup>50</sup>, B. Gui<sup>122</sup>, T. Guillemain<sup>5</sup>, S. Guindon<sup>35</sup>, U. Gul<sup>55</sup>, C. Gumpert<sup>35</sup>, J. Guo<sup>58c</sup>, W. Guo<sup>103</sup>, Y. Guo<sup>58a,r</sup>, Z. Guo<sup>99</sup>, R. Gupta<sup>41</sup>, S. Gurbuz<sup>12c</sup>, G. Gustavino<sup>124</sup>, B. J. Gutelman<sup>158</sup>, P. Gutierrez<sup>124</sup>, N. G. Gutierrez Ortiz<sup>92</sup>, C. Gutschow<sup>92</sup>, C. Guyot<sup>142</sup>, M. P. Guzik<sup>81a</sup>, C. Gwenlan<sup>131</sup>, C. B. Gwilliam<sup>88</sup>, A. Haas<sup>121</sup>, C. Haber<sup>18</sup>, H. K. Hadavand<sup>8</sup>, N. Haddad<sup>34e</sup>, A. Hadeef<sup>99</sup>, S. Hageböck<sup>24</sup>, M. Hagihara<sup>167</sup>, H. Hakobyan<sup>182,\*</sup>, M. Haleem<sup>175</sup>, J. Haley<sup>125</sup>, G. Halladjian<sup>104</sup>, G. D. Hallewell<sup>99</sup>, K. Hamacher<sup>180</sup>, P. Hamal<sup>126</sup>, K. Hamano<sup>174</sup>, A. Hamilton<sup>32a</sup>, G. N. Hamity<sup>146</sup>, K. Han<sup>58a,aj</sup>, L. Han<sup>58a</sup>, S. Han<sup>15d</sup>, K. Hanagaki<sup>79,w</sup>, M. Hance<sup>143</sup>, D. M. Handl<sup>112</sup>, B. Haney<sup>133</sup>, R. Hankache<sup>132</sup>, P. Hanke<sup>59a</sup>, E. Hansen<sup>94</sup>, J. B. Hansen<sup>39</sup>, J. D. Hansen<sup>39</sup>, M. C. Hansen<sup>24</sup>, P. H. Hansen<sup>39</sup>, K. Hara<sup>167</sup>, A. S. Hard<sup>179</sup>, T. Harenberg<sup>180</sup>, S. Harkusha<sup>105</sup>, P. F. Harrison<sup>176</sup>, N. M. Hartmann<sup>112</sup>, Y. Hasegawa<sup>147</sup>, A. Hasib<sup>48</sup>, S. Hassani<sup>142</sup>, S. Haug<sup>20</sup>, R. Hauser<sup>104</sup>, L. Hauswald<sup>46</sup>, L. B. Havener<sup>38</sup>, M. Havranek<sup>138</sup>, C. M. Hawkes<sup>21</sup>, R. J. Hawkins<sup>35</sup>, D. Hayden<sup>104</sup>, C. Hayes<sup>152</sup>, C. P. Hays<sup>131</sup>, J. M. Hays<sup>90</sup>, H. S. Hayward<sup>88</sup>, S. J. Haywood<sup>141</sup>, M. P. Heath<sup>48</sup>, V. Hedberg<sup>94</sup>, L. Heelan<sup>8</sup>, S. Heer<sup>24</sup>, K. K. Heidegger<sup>50</sup>, J. Heilman<sup>33</sup>, S. Heim<sup>44</sup>, T. Heim<sup>18</sup>, B. Heinemann<sup>44,aa</sup>, J. J. Heinrich<sup>112</sup>, L. Heinrich<sup>121</sup>, C. Heinz<sup>54</sup>, J. Hejbal<sup>137</sup>, L. Helary<sup>35</sup>, A. Held<sup>173</sup>, S. Hellesund<sup>130</sup>, S. Hellman<sup>43a,43b</sup>, C. Helsens<sup>35</sup>, R. C. W. Henderson<sup>87</sup>, Y. Heng<sup>179</sup>, S. Henkelmann<sup>173</sup>, A. M. HenriquesCorreia<sup>35</sup>, G. H. Herbert<sup>19</sup>, H. Herde<sup>26</sup>, V. Herget<sup>175</sup>, Y. HernándezJiménez<sup>32c</sup>, H. Herr<sup>97</sup>, G. Herten<sup>50</sup>, R. Hertenberger<sup>112</sup>, L. Hervas<sup>35</sup>, T. C. Herwig<sup>133</sup>, G. G. Hesketh<sup>92</sup>, N. P. Hessey<sup>166a</sup>, J. W. Hetherly<sup>41</sup>, S. Higashino<sup>79</sup>, E. Higón-Rodríguez<sup>172</sup>, K. Hildebrand<sup>36</sup>, E. Hill<sup>174</sup>, J. C. Hill<sup>31</sup>, K. H. Hiller<sup>44</sup>, S. J. Hillier<sup>21</sup>, M. Hils<sup>46</sup>, I. Hinchliffe<sup>18</sup>, M. Hirose<sup>129</sup>, D. Hirschbuehl<sup>180</sup>, B. Hiti<sup>89,183</sup>, O. Hladik<sup>137</sup>, D. R. Hlaluku<sup>32c</sup>, X. Hoad<sup>48</sup>, J. Hobbs<sup>152</sup>, N. Hod<sup>166a</sup>, M. C. Hodgkinson<sup>146</sup>, A. Hoecker<sup>35</sup>, M. R. Hoferkamp<sup>116</sup>, F. Hoenig<sup>112</sup>, D. Hohn<sup>24</sup>, D. Hohov<sup>128</sup>, T. R. Holmes<sup>36</sup>, M. Holzbock<sup>112</sup>, M. Homann<sup>45</sup>, S. Honda<sup>167</sup>, T. Honda<sup>79</sup>, T. M. Hong<sup>135</sup>, A. Hönle<sup>113</sup>, B. H. Hooberman<sup>171</sup>, W. H. Hopkins<sup>127</sup>, Y. Horii<sup>115</sup>, P. Horn<sup>46</sup>, A. J. Horton<sup>149</sup>, L. A. Horyn<sup>36</sup>, J.-Y. Hostachy<sup>56</sup>, A. Hostiuc<sup>145</sup>, S. Hou<sup>155</sup>, A. Hoummada<sup>34a</sup>, J. Howarth<sup>98</sup>, J. Hoya<sup>86</sup>, M. Hrabovsky<sup>126</sup>, J. Hrdinka<sup>35</sup>, I. Hristova<sup>19</sup>, J. Hrivnac<sup>128</sup>, A. Hrynevich<sup>106</sup>, T. Hryn'ova<sup>5</sup>, P. J. Hsu<sup>62</sup>, S.-C. Hsu<sup>145</sup>, Q. Hu<sup>29</sup>, S. Hu<sup>58c</sup>, Y. Huang<sup>15a</sup>, Z. Hubacek<sup>138</sup>, F. Hubaut<sup>99</sup>, M. Huebner<sup>24</sup>, F. Hugging<sup>24</sup>, T. B. Huffman<sup>131</sup>, E. W. Hughes<sup>38</sup>, M. Huhtinen<sup>35</sup>, R. F. H. Hunter<sup>33</sup>, P. Huo<sup>152</sup>, A. M. Hupe<sup>33</sup>, N. Huseynov<sup>77,ah</sup>, J. Huston<sup>104</sup>, J. Huth<sup>57</sup>, R. Hyneman<sup>103</sup>, G. Iacobucci<sup>52</sup>, G. Iakovidis<sup>29</sup>, I. Ibragimov<sup>148</sup>, L. Iconomidou-Fayard<sup>128</sup>, Z. Idrissi<sup>34e</sup>, P. Iengo<sup>35</sup>, R. Ignazzi<sup>39</sup>, O. Igonkina<sup>118,ac</sup>, R. Iguchi<sup>161</sup>, T. Iizawa<sup>177</sup>, Y. Ikegami<sup>79</sup>, M. Ikeno<sup>79</sup>, D. Iliadis<sup>160</sup>, N. Ilic<sup>150</sup>, F. Iltzsche<sup>46</sup>, G. Introzzi<sup>68a,68b</sup>, M. Iodice<sup>72a</sup>, K. Iordanidou<sup>38</sup>, V. Ippolito<sup>70a,70b</sup>, M. F. Isacson<sup>170</sup>, N. Ishijima<sup>129</sup>, M. Ishino<sup>161</sup>, M. Ishitsuka<sup>163</sup>, C. Issever<sup>131</sup>, S. Istin<sup>12c,ao</sup>, F. Ito<sup>167</sup>, J. M. Iturbe Ponce<sup>61a</sup>, R. Iuppa<sup>73a,73b</sup>, A. Ivina<sup>178</sup>, H. Iwasaki<sup>79</sup>, J. M. Izen<sup>42</sup>, V. Izzo<sup>67a</sup>, S. Jabbar<sup>3</sup>, P. Jacka<sup>137</sup>, P. Jackson<sup>1</sup>, R. M. Jacobs<sup>24</sup>, V. Jain<sup>2</sup>, G. Jäkel<sup>180</sup>, K. B. Jakobi<sup>97</sup>, K. Jakobs<sup>50</sup>, S. Jakobsen<sup>74</sup>, T. Jakoubek<sup>137</sup>, D. O. Jamin<sup>125</sup>, D. K. Jana<sup>93</sup>, R. Jansky<sup>52</sup>, J. Janssen<sup>24</sup>, M. Janus<sup>51</sup>, P. A. Janus<sup>81a</sup>, G. Jarlskog<sup>94</sup>, N. Javadov<sup>77,ah</sup>, T. Javůrek<sup>50</sup>, M. Javurkova<sup>50</sup>, F. Jeanneau<sup>142</sup>, L. Jeanty<sup>18</sup>, J. Jejelava<sup>156a,ai</sup>, A. Jelinskas<sup>176</sup>, P. Jenni<sup>50,c</sup>, J. Jeong<sup>44</sup>, C. Jeske<sup>176</sup>, S. Jézéquel<sup>5</sup>, H. Ji<sup>179</sup>, J. Jia<sup>152</sup>, H. Jiang<sup>76</sup>, Y. Jiang<sup>58a</sup>, Z. Jiang<sup>150</sup>, S. Jiggins<sup>50</sup>



F. A. Jimenez Morales<sup>37</sup>, J. JimenezPena<sup>172</sup>, S. Jin<sup>15b</sup>, A. Jinaru<sup>27b</sup>, O. Jinnouchi<sup>163</sup>, H. Jivan<sup>32c</sup>, P. Johansson<sup>146</sup>, K. A. Johns<sup>7</sup>, C. A. Johnson<sup>63</sup>, W. J. Johnson<sup>145</sup>, K. Jon-And<sup>43a,43b</sup>, R. W. L. Jones<sup>87</sup>, S. D. Jones<sup>153</sup>, S. Jones<sup>7</sup>, T. J. Jones<sup>88</sup>, J. Jongmanns<sup>59a</sup>, P. M. Jorge<sup>136a,136b</sup>, J. Jovicevic<sup>166a</sup>, X. Ju<sup>179</sup>, J. J. Junggeburth<sup>113</sup>, A. Juste Rozas<sup>14,aa</sup>, A. Kaczmarzka<sup>82</sup>, M. Kado<sup>128</sup>, H. Kagan<sup>122</sup>, M. Kagan<sup>150</sup>, T. Kaji<sup>177</sup>, E. Kajomovitz<sup>158</sup>, C. W. Kalderon<sup>94</sup>, A. Kaluza<sup>97</sup>, S. Kama<sup>41</sup>, A. Kamenshchikov<sup>140</sup>, L. Kanjir<sup>89,183</sup>, Y. Kano<sup>161</sup>, V. A. Kantserov<sup>110</sup>, J. Kanzaki<sup>79</sup>, B. Kaplan<sup>121</sup>, L. S. Kaplan<sup>179</sup>, D. Kar<sup>32c</sup>, M. J. Kareem<sup>166b</sup>, E. Karentzos<sup>10</sup>, S. N. Karpov<sup>77</sup>, Z. M. Karpova<sup>77</sup>, V. Kartvelishvili<sup>87</sup>, A. N. Karyukhin<sup>140</sup>, K. Kasahara<sup>167</sup>, L. Kashif<sup>179</sup>, R. D. Kass<sup>122</sup>, A. Kastanas<sup>151</sup>, Y. Kataoka<sup>161</sup>, C. Kato<sup>161</sup>, A. Katre<sup>52</sup>, J. Katzy<sup>44</sup>, K. Kawade<sup>80</sup>, K. Kawagoe<sup>85</sup>, T. Kawamoto<sup>161</sup>, G. Kawamura<sup>51</sup>, E. F. Kay<sup>88</sup>, V. F. Kazanin<sup>120b,120a</sup>, R. Keeler<sup>174</sup>, R. Kehoe<sup>41</sup>, J. S. Keller<sup>33</sup>, E. Kellermann<sup>94</sup>, J. J. Kempster<sup>21</sup>, J. Kendrick<sup>21</sup>, O. Kepka<sup>137</sup>, S. Kersten<sup>180</sup>, B. P. Kerševan<sup>89,183</sup>, R. A. Keyes<sup>101</sup>, M. Khader<sup>171</sup>, F. Khalil-zada<sup>13</sup>, A. Khanov<sup>125</sup>, A. G. Kharlamov<sup>120b,120a</sup>, T. Kharlamova<sup>120b,120a</sup>, A. Khodinov<sup>164</sup>, T. J. Khoo<sup>52</sup>, V. Khovanskii<sup>109,\*</sup>, E. Khramov<sup>77</sup>, J. Khubua<sup>157b,u</sup>, S. Kido<sup>80</sup>, M. Kiehn<sup>52</sup>, C. R. Kilby<sup>91</sup>, H. Y. Kim<sup>8</sup>, S. H. Kim<sup>167</sup>, Y. K. Kim<sup>36</sup>, N. Kimura<sup>64a,64c</sup>, O. M. Kind<sup>19</sup>, B. T. King<sup>88</sup>, D. Kirchmeier<sup>46</sup>, J. Kirk<sup>141</sup>, A. E. Kiryunin<sup>113</sup>, T. Kishimoto<sup>161</sup>, D. Kisielewska<sup>81a</sup>, V. Kitali<sup>44</sup>, O. Kivernyk<sup>5</sup>, E. Kladiva<sup>28b</sup>, T. Klapdor-Kleingrothaus<sup>50</sup>, M. H. Klein<sup>103</sup>, M. Klein<sup>88</sup>, U. Klein<sup>88</sup>, K. Kleinknecht<sup>97</sup>, P. Klimek<sup>119</sup>, A. Klimentov<sup>29</sup>, R. Klingenberg<sup>45,\*</sup>, T. Klingl<sup>24</sup>, T. Klioutchnikova<sup>35</sup>, F. F. Klitzner<sup>112</sup>, P. Kluit<sup>118</sup>, S. Kluth<sup>113</sup>, E. Kneringer<sup>74</sup>, E. B. F. G. Knoop<sup>99</sup>, A. Knue<sup>50</sup>, A. Kobayashi<sup>161</sup>, D. Kobayashi<sup>85</sup>, T. Kobayashi<sup>161</sup>, M. Kobel<sup>46</sup>, M. Kocian<sup>150</sup>, P. Kodys<sup>139</sup>, T. Koffas<sup>33</sup>, E. Koffeman<sup>118</sup>, N. M. Köhler<sup>113</sup>, T. Koi<sup>150</sup>, M. Kolb<sup>59b</sup>, I. Koletsou<sup>5</sup>, T. Kondo<sup>79</sup>, N. Kondrashova<sup>58c</sup>, K. Köneke<sup>50</sup>, A. C. König<sup>117</sup>, T. Kono<sup>79,ap</sup>, R. Konoplich<sup>121,al</sup>, N. Konstantinidis<sup>92</sup>, B. Konya<sup>94</sup>, R. Kopeliansky<sup>63</sup>, S. Koperny<sup>81a</sup>, K. Korcyl<sup>82</sup>, K. Kordas<sup>160</sup>, A. Korn<sup>92</sup>, I. Korolkov<sup>14</sup>, E. V. Korolkova<sup>146</sup>, O. Kortner<sup>113</sup>, S. Kortner<sup>113</sup>, T. Kosek<sup>139</sup>, V. V. Kostyukhin<sup>24</sup>, A. Kotwal<sup>47</sup>, A. Koulouris<sup>10</sup>, A. Kourkoumeli-Charalampidi<sup>68a,68b</sup>, C. Kourkoumelis<sup>9</sup>, E. Kourlitis<sup>146</sup>, V. Kouskoura<sup>29</sup>, A. B. Kowalewska<sup>82</sup>, R. Kowalewski<sup>174</sup>, T. Z. Kowalski<sup>81a</sup>, C. Kozakai<sup>161</sup>, W. Kozanecki<sup>142</sup>, A. S. Kozhin<sup>140</sup>, V. A. Kramarenko<sup>111</sup>, G. Kramberger<sup>89,183</sup>, D. Krasnopevtsev<sup>110</sup>, M. W. Krasny<sup>132</sup>, A. Krasznahorkay<sup>35</sup>, D. Krauss<sup>113</sup>, J. A. Kremer<sup>81a</sup>, J. Kretzschmar<sup>88</sup>, K. Kreutzfeldt<sup>54</sup>, P. Krieger<sup>165</sup>, K. Krizka<sup>18</sup>, K. Kroeninger<sup>45</sup>, H. Kroha<sup>113</sup>, J. Kroll<sup>137</sup>, J. Kroll<sup>133</sup>, J. Kroseberg<sup>24</sup>, J. Krstic<sup>16</sup>, U. Kruchonak<sup>77</sup>, H. Krüger<sup>24</sup>, N. Krumnack<sup>76</sup>, M. C. Kruse<sup>47</sup>, T. Kubota<sup>102</sup>, S. Kuday<sup>4b</sup>, J. T. Kuechler<sup>180</sup>, S. Kuehn<sup>35</sup>, A. Kugel<sup>59a</sup>, F. Kuger<sup>175</sup>, T. Kuhl<sup>44</sup>, V. Kukhtin<sup>77</sup>, R. Kukla<sup>99</sup>, Y. Kulchitsky<sup>105</sup>, S. Kuleshov<sup>144b</sup>, Y. P. Kulinich<sup>171</sup>, M. Kuna<sup>56</sup>, T. Kunigo<sup>83</sup>, A. Kupco<sup>137</sup>, T. Kupfer<sup>45</sup>, O. Kuprash<sup>159</sup>, H. Kurashige<sup>80</sup>, L. L. Kurchaninov<sup>166a</sup>, Y. A. Kurochkin<sup>105</sup>, M. G. Kurth<sup>15d</sup>, E. S. Kuwertz<sup>174</sup>, M. Kuze<sup>163</sup>, J. Kvita<sup>126</sup>, T. Kwan<sup>174</sup>, A. La Rosa<sup>113</sup>, J. L. La Rosa Navarro<sup>78d</sup>, L. La Rotonda<sup>40b,40a</sup>, F. La Ruffa<sup>40b,40a</sup>, C. Lacasta<sup>172</sup>, F. Lacava<sup>70a,70b</sup>, J. Lacey<sup>44</sup>, D. P. J. Lack<sup>98</sup>, H. Lacker<sup>19</sup>, D. Lacour<sup>132</sup>, E. Ladygin<sup>77</sup>, R. Lafaye<sup>5</sup>, B. Laforge<sup>132</sup>, S. Lai<sup>51</sup>, S. Lammers<sup>63</sup>, W. Lampl<sup>7</sup>, E. Lançon<sup>29</sup>, U. Landgraf<sup>50</sup>, M. P. J. Landon<sup>90</sup>, M. C. Lanfermann<sup>52</sup>, V. S. Lang<sup>44</sup>, J. C. Lange<sup>14</sup>, R. J. Langenberg<sup>35</sup>, A. J. Lankford<sup>169</sup>, F. Lanni<sup>29</sup>, K. Lantzsch<sup>24</sup>, A. Lanza<sup>68a</sup>, A. Lapertosa<sup>53b,53a</sup>, S. Laplace<sup>132</sup>, J. F. Laporte<sup>142</sup>, T. Lari<sup>66a</sup>, F. Lasagni Manghi<sup>23b,23a</sup>, M. Lassnig<sup>35</sup>, T. S. Lau<sup>61a</sup>, A. Laudrain<sup>128</sup>, A. T. Law<sup>143</sup>, P. Laycock<sup>88</sup>, M. Lazzaroni<sup>66a,66b</sup>, B. Le<sup>102</sup>, O. Le Dortz<sup>132</sup>, E. Le Guirriec<sup>99</sup>, E. P. LeQuilleuc<sup>142</sup>, M. LeBlanc<sup>7</sup>, T. LeCompte<sup>6</sup>, F. Ledroit-Guillon<sup>56</sup>, C. A. Lee<sup>29</sup>, G. R. Lee<sup>144a</sup>, L. Lee<sup>57</sup>, S. C. Lee<sup>155</sup>, B. Lefebvre<sup>101</sup>, M. Lefebvre<sup>174</sup>, F. Legger<sup>112</sup>, C. Leggett<sup>18</sup>, G. LehmannMiotto<sup>35</sup>, W. A. Leight<sup>44</sup>, A. Leisos<sup>160,x</sup>, M. A. L. Leite<sup>78d</sup>, R. Leitner<sup>139</sup>, D. Lellouch<sup>178</sup>, B. Lemmer<sup>51</sup>, K. J. C. Leney<sup>92</sup>, T. Lenz<sup>24</sup>, B. Lenzi<sup>35</sup>, R. Leone<sup>7</sup>, S. Leone<sup>69a</sup>, C. Leonidopoulos<sup>48</sup>, G. Lerner<sup>153</sup>, C. Leroy<sup>107</sup>, R. Les<sup>165</sup>, A. A. J. Lesage<sup>142</sup>, C. G. Lester<sup>31</sup>, M. Levchenko<sup>134</sup>, J. Levêque<sup>5</sup>, D. Levin<sup>103</sup>, L. J. Levinson<sup>178</sup>, D. Lewis<sup>90</sup>, B. Li<sup>58a,r</sup>, C. -Q. Li<sup>58a</sup>, H. Li<sup>58b</sup>, L. Li<sup>58c</sup>, Q. Li<sup>15d</sup>, Q. Li<sup>58a</sup>, S. Li<sup>58d,58c</sup>, X. Li<sup>58c</sup>, Y. Li<sup>148</sup>, Z. Liang<sup>15a</sup>, B. Liberti<sup>71a</sup>, A. Liblong<sup>165</sup>, K. Lie<sup>61c</sup>, S. Liem<sup>118</sup>, A. Limosani<sup>154</sup>, C. Y. Lin<sup>31</sup>, K. Lin<sup>104</sup>, S. C. Lin<sup>156</sup>, T. H. Lin<sup>97</sup>, R. A. Linck<sup>63</sup>, B. E. Lindquist<sup>152</sup>, A. L. Lioni<sup>52</sup>, E. Lipeles<sup>133</sup>, A. Lipniacka<sup>17</sup>, M. Lisovyi<sup>59b</sup>, T. M. Liss<sup>171,as</sup>, A. Lister<sup>173</sup>, A. M. Litke<sup>143</sup>, J. D. Little<sup>8</sup>, B. Liu<sup>76</sup>, B. L. Liu<sup>6</sup>, H. Liu<sup>29</sup>, H. Liu<sup>103</sup>, J. B. Liu<sup>58a</sup>, J. K. K. Liu<sup>131</sup>, K. Liu<sup>132</sup>, M. Liu<sup>58a</sup>, P. Liu<sup>18</sup>, Y. Liu<sup>58a</sup>, Y. L. Liu<sup>58a</sup>, M. Livan<sup>68a,68b</sup>, A. Lleres<sup>56</sup>, J. LlorenteMerino<sup>15a</sup>, S. L. Lloyd<sup>90</sup>, C. Y. Lo<sup>61b</sup>, F. Lo Sterzo<sup>41</sup>, E. M. Lobodzinska<sup>44</sup>, P. Loch<sup>7</sup>, F. K. Loebinger<sup>98</sup>, A. Loesle<sup>50</sup>, K. M. Loew<sup>26</sup>, T. Lohse<sup>19</sup>, K. Lohwasser<sup>146</sup>, M. Lokajicek<sup>137</sup>, B. A. Long<sup>25</sup>, J. D. Long<sup>171</sup>, R. E. Long<sup>87</sup>, L. Longo<sup>65a,65b</sup>, K. A. Looper<sup>122</sup>, J. A. Lopez<sup>144b</sup>, I. Lopez Paz<sup>14</sup>, A. Lopez Solis<sup>132</sup>, J. Lorenz<sup>112</sup>, N. Lorenzo Martinez<sup>5</sup>, M. Losada<sup>22</sup>, P. J. Lösel<sup>112</sup>, X. Lou<sup>44</sup>, X. Lou<sup>15a</sup>, A. Lounis<sup>128</sup>, J. Love<sup>6</sup>, P. A. Love<sup>87</sup>, J. J. Lozano Bahilo<sup>172</sup>, H. Lu<sup>61a</sup>, N. Lu<sup>103</sup>, Y. J. Lu<sup>62</sup>, H. J. Lubatti<sup>145</sup>, C. Luci<sup>70a,70b</sup>, A. Lucotte<sup>56</sup>, C. Luedtke<sup>50</sup>, F. Luehring<sup>63</sup>, I. Luise<sup>132</sup>, W. Lukas<sup>74</sup>, L. Luminari<sup>70a</sup>, B. Lund-Jensen<sup>151</sup>, M. S. Lutz<sup>100</sup>, P. M. Luzi<sup>132</sup>, D. Lynn<sup>29</sup>, R. Lysak<sup>137</sup>, E. Lytken<sup>94</sup>, F. Lyu<sup>15a</sup>, V. Lyubushkin<sup>77</sup>, H. Ma<sup>29</sup>, L. L. Ma<sup>58b</sup>, Y. Ma<sup>58b</sup>, G. Maccarrone<sup>49</sup>, A. Macchiolo<sup>113</sup>, C. M. Macdonald<sup>146</sup>, J. Machado Miguens<sup>133,136b</sup>, D. Madaffari<sup>172</sup>, R. Madar<sup>37</sup>, W. F. Mader<sup>46</sup>, A. Madsen<sup>44</sup>, N. Madysa<sup>46</sup>, J. Maeda<sup>80</sup>, S. Maeland<sup>17</sup>, T. Maeno<sup>29</sup>, A. S. Maevskiy<sup>111</sup>, V. Magerl<sup>50</sup>, C. Maidantchik<sup>78b</sup>, T. Maier<sup>112</sup>, A. Maio<sup>136a,136b,136d</sup>, O. Majersky<sup>28a</sup>, S. Majewski<sup>127</sup>, Y. Makida<sup>79</sup>, N. Makovec<sup>128</sup>, B. Malaescu<sup>132</sup>, Pa. Malecki<sup>82</sup>, V. P. Maleev<sup>134</sup>, F. Malek<sup>56</sup>, U. Mallik<sup>75</sup>, D. Malon<sup>6</sup>, C. Malone<sup>31</sup>, S. Maltezos<sup>10</sup>, S. Malyukov<sup>35</sup>, J. Mamuzic<sup>172</sup>, G. Mancini<sup>49</sup>, I. Mandic<sup>89,183</sup>,

- J. Maneira<sup>136a,136b</sup>, L. Manhaes de Andrade Filho<sup>78a</sup>, J. Manjarres Ramos<sup>46</sup>, K. H. Mankinen<sup>94</sup>, A. Mann<sup>112</sup>, A. Manousos<sup>74</sup>, B. Mansoulie<sup>142</sup>, J. D. Mansour<sup>15a</sup>, R. Mantifel<sup>101</sup>, M. Mantoani<sup>51</sup>, S. Manzoni<sup>66a,66b</sup>, G. Marceca<sup>30</sup>, L. March<sup>52</sup>, L. Marchese<sup>131</sup>, G. Marchiori<sup>132</sup>, M. Marcisovsky<sup>137</sup>, C. A. Marin Tobon<sup>35</sup>, M. Marjanovic<sup>37</sup>, D. E. Marley<sup>103</sup>, F. Marroquim<sup>78b</sup>, Z. Marshall<sup>18</sup>, M. U. F. Martensson<sup>170</sup>, S. Marti-Garcia<sup>172</sup>, C. B. Martin<sup>122</sup>, T. A. Martin<sup>176</sup>, V. J. Martin<sup>48</sup>, B. Martin dit Latour<sup>17</sup>, M. Martinez<sup>14,aa</sup>, V. I. Martinez Outschoorn<sup>100</sup>, S. Martin-Haugh<sup>141</sup>, V. S. Martoiu<sup>27b</sup>, A. C. Martyniuk<sup>92</sup>, A. Marzin<sup>35</sup>, L. Masetti<sup>97</sup>, T. Mashimo<sup>161</sup>, R. Mashinistov<sup>108</sup>, J. Masik<sup>98</sup>, A. L. Maslennikov<sup>120b,120a</sup>, L. H. Mason<sup>102</sup>, L. Massa<sup>71a,71b</sup>, P. Mastrandrea<sup>5</sup>, A. Mastroberardino<sup>40b,40a</sup>, T. Masubuchi<sup>161</sup>, P. Mättig<sup>180</sup>, J. Maurer<sup>27b</sup>, B. Maček<sup>89,183</sup>, S. J. Maxfield<sup>88</sup>, D. A. Maximov<sup>120b,120a</sup>, R. Mazini<sup>155</sup>, I. Maznas<sup>160</sup>, S. M. Mazza<sup>143</sup>, N. C. Mc Fadden<sup>116</sup>, G. Mc Goldrick<sup>165</sup>, S. P. McKee<sup>103</sup>, A. McCarn<sup>103</sup>, T. G. McCarthy<sup>113</sup>, L. I. McClymont<sup>92</sup>, E. F. McDonald<sup>102</sup>, J. A. Mcfayden<sup>35</sup>, G. Mchedlidze<sup>51</sup>, M. A. McKay<sup>41</sup>, K. D. McLean<sup>174</sup>, S. J. McMahon<sup>141</sup>, P. C. McNamara<sup>102</sup>, C. J. McNicol<sup>176</sup>, R. A. McPherson<sup>174,af</sup>, J. E. Mdhuli<sup>32c</sup>, Z. A. Meadows<sup>100</sup>, S. Meehan<sup>145</sup>, T. Megy<sup>50</sup>, S. Mehlhase<sup>112</sup>, A. Mehta<sup>88</sup>, T. Meideck<sup>56</sup>, B. Meirose<sup>42</sup>, D. Melini<sup>172,f</sup>, B. R. Mellado Garcia<sup>32c</sup>, J. D. Mellenthin<sup>51</sup>, M. Melo<sup>28a</sup>, F. Meloni<sup>20</sup>, A. Melzer<sup>24</sup>, S. B. Menary<sup>98</sup>, L. Meng<sup>88</sup>, X. T. Meng<sup>103</sup>, A. Mengarelli<sup>23b,23a</sup>, S. Menke<sup>113</sup>, E. Meoni<sup>40b,40a</sup>, S. Mergelmeyer<sup>19</sup>, C. Merlassino<sup>20</sup>, P. Mermoud<sup>52</sup>, L. Merola<sup>67a,67b</sup>, C. Meroni<sup>66a</sup>, F. S. Merritt<sup>36</sup>, A. Messina<sup>70a,70b</sup>, J. Metcalfe<sup>6</sup>, A. S. Mete<sup>169</sup>, C. Meyer<sup>133</sup>, J. Meyer<sup>158</sup>, J.-P. Meyer<sup>142</sup>, H. Meyer ZuTheenhausen<sup>59a</sup>, F. Miano<sup>153</sup>, R. P. Middleton<sup>141</sup>, L. Mijović<sup>48</sup>, G. Mikenberg<sup>178</sup>, M. Mikesikova<sup>137</sup>, M. Mikuz<sup>89,183</sup>, M. Milesi<sup>102</sup>, A. Milic<sup>165</sup>, D. A. Millar<sup>90</sup>, D. W. Miller<sup>36</sup>, A. Milov<sup>178</sup>, D. A. Milstead<sup>43a,43b</sup>, A. A. Minaenko<sup>140</sup>, I. A. Minashvili<sup>157b</sup>, A. I. Mincer<sup>121</sup>, B. Mindur<sup>81a</sup>, M. Mineev<sup>77</sup>, Y. Minegishi<sup>161</sup>, Y. Ming<sup>179</sup>, L. M. Mir<sup>14</sup>, A. Mirto<sup>65a,65b</sup>, K. P. Mistry<sup>133</sup>, T. Mitani<sup>177</sup>, J. Mitrevski<sup>112</sup>, V. A. Mitsou<sup>172</sup>, A. Miucci<sup>20</sup>, P. S. Miyagawa<sup>146</sup>, A. Mizukami<sup>79</sup>, J. U. Mjörnmark<sup>94</sup>, T. Mkrtchyan<sup>182</sup>, M. Mlynarikova<sup>139</sup>, T. Moa<sup>43a,43b</sup>, K. Mochizuki<sup>107</sup>, P. Mogg<sup>50</sup>, S. Mohapatra<sup>38</sup>, S. Molander<sup>43a,43b</sup>, R. Moles-Valls<sup>24</sup>, M. C. Mondragon<sup>104</sup>, K. Mönig<sup>44</sup>, J. Monk<sup>39</sup>, E. Monnier<sup>99</sup>, A. Montalbano<sup>149</sup>, J. MontejoBerlingen<sup>35</sup>, F. Monticelli<sup>86</sup>, S. Monzani<sup>66a</sup>, R. W. Moore<sup>3</sup>, N. Morange<sup>128</sup>, D. Moreno<sup>22</sup>, M. Moreno Llácer<sup>35</sup>, P. Morettini<sup>53b</sup>, M. Morgenstern<sup>118</sup>, S. Morgenstern<sup>35</sup>, D. Mori<sup>149</sup>, T. Mori<sup>161</sup>, M. Morii<sup>57</sup>, M. Morinaga<sup>177</sup>, V. Morisbak<sup>130</sup>, A. K. Morley<sup>35</sup>, G. Mornacchi<sup>35</sup>, J. D. Morris<sup>90</sup>, L. Morvaj<sup>152</sup>, P. Moschovakos<sup>10</sup>, M. Mosidze<sup>157b</sup>, H. J. Moss<sup>146</sup>, J. Moss<sup>150,1</sup>, K. Motohashi<sup>163</sup>, R. Mount<sup>150</sup>, E. Mountricha<sup>29</sup>, E. J. W. Moyse<sup>100</sup>, S. Muanza<sup>99</sup>, F. Mueller<sup>113</sup>, J. Mueller<sup>135</sup>, R. S. P. Mueller<sup>112</sup>, D. Muenstermann<sup>87</sup>, P. Mullen<sup>55</sup>, G. A. Mullier<sup>20</sup>, F. J. MunozSanchez<sup>98</sup>, P. Murin<sup>28b</sup>, W. J. Murray<sup>176,141</sup>, A. Murrone<sup>66a,66b</sup>, M. Muškinja<sup>89,183</sup>, C. Mwewa<sup>32a</sup>, A. G. Myagkov<sup>140,am</sup>, J. Myers<sup>127</sup>, M. Myska<sup>138</sup>, B. P. Nachman<sup>18</sup>, O. Nackenhorst<sup>45</sup>, K. Nagai<sup>131</sup>, R. Nagai<sup>79,ap</sup>, K. Nagano<sup>79</sup>, Y. Nagasaka<sup>60</sup>, K. Nagata<sup>167</sup>, M. Nagel<sup>50</sup>, E. Nagy<sup>99</sup>, A. M. Nairz<sup>35</sup>, Y. Nakahama<sup>115</sup>, K. Nakamura<sup>79</sup>, T. Nakamura<sup>161</sup>, I. Nakano<sup>123</sup>, F. Napolitano<sup>59a</sup>, R. F. Naranjo Garcia<sup>44</sup>, R. Narayan<sup>11</sup>, D. I. Narrias Villar<sup>59a</sup>, I. Naryshkin<sup>134</sup>, T. Naumann<sup>44</sup>, G. Navarro<sup>22</sup>, R. Nayyar<sup>7</sup>, H. A. Neal<sup>103</sup>, P. Yu. Nechaeva<sup>108</sup>, T. J. Neep<sup>142</sup>, A. Negri<sup>68a,68b</sup>, M. Negrini<sup>23b</sup>, S. Nektarijevic<sup>117</sup>, C. Nellist<sup>51</sup>, M. E. Nelson<sup>131</sup>, S. Nemecek<sup>137</sup>, P. Nemethy<sup>121</sup>, M. Nessi<sup>35,g</sup>, M. S. Neubauer<sup>171</sup>, M. Neumann<sup>180</sup>, P. R. Newman<sup>21</sup>, T. Y. Ng<sup>61c</sup>, Y. S. Ng<sup>19</sup>, H. D. N. Nguyen<sup>99</sup>, T. Nguyen Manh<sup>107</sup>, E. Nibigira<sup>37</sup>, R. B. Nickerson<sup>131</sup>, R. Nicolaidou<sup>142</sup>, J. Nielsen<sup>143</sup>, N. Nikiforou<sup>11</sup>, V. Nikolaenko<sup>140,am</sup>, I. Nikolic-Audit<sup>132</sup>, K. Nikolopoulos<sup>21</sup>, P. Nilsson<sup>29</sup>, Y. Ninomiya<sup>79</sup>, A. Nisati<sup>70a</sup>, N. Nishu<sup>58c</sup>, R. Nisius<sup>113</sup>, I. Nitsche<sup>45</sup>, T. Nitta<sup>177</sup>, T. Nobe<sup>161</sup>, Y. Noguchi<sup>83</sup>, M. Nomachi<sup>129</sup>, I. Nomidis<sup>33</sup>, M. A. Nomura<sup>29</sup>, T. Nooney<sup>90</sup>, M. Nordberg<sup>35</sup>, N. Norjoharuddeen<sup>131</sup>, T. Novak<sup>89,183</sup>, O. Novgorodova<sup>46</sup>, R. Novotny<sup>138</sup>, M. Nozaki<sup>79</sup>, L. Nozka<sup>126</sup>, K. Ntekas<sup>169</sup>, E. Nurse<sup>92</sup>, F. Nuti<sup>102</sup>, F. G. Oakham<sup>33,av</sup>, H. Oberlack<sup>113</sup>, T. Obermann<sup>24</sup>, J. Ocariz<sup>132</sup>, A. Ochi<sup>80</sup>, I. Ochoa<sup>38</sup>, J. P. Ochoa-Ricoux<sup>144a</sup>, K. O'Connor<sup>26</sup>, S. Oda<sup>85</sup>, S. Odaka<sup>79</sup>, A. Oh<sup>98</sup>, S. H. Oh<sup>47</sup>, C. C. Ohm<sup>151</sup>, H. Ohman<sup>170</sup>, H. Oide<sup>53b,53a</sup>, H. Okawa<sup>167</sup>, Y. Okazaki<sup>83</sup>, Y. Okumura<sup>161</sup>, T. Okuyama<sup>79</sup>, A. Olariu<sup>27b</sup>, L. F. Oleiro Seabra<sup>136a</sup>, S. A. Olivares Pino<sup>144a</sup>, D. Oliveira Damazio<sup>29</sup>, J. L. Oliver<sup>1</sup>, M. J. R. Olsson<sup>36</sup>, A. Olszewski<sup>82</sup>, J. Olszowska<sup>82</sup>, D. C. O'Neil<sup>149</sup>, A. Onofre<sup>136a,136e</sup>, K. Onogi<sup>115</sup>, P. U. E. Onyisi<sup>11</sup>, H. Oppen<sup>130</sup>, M. J. Oreglia<sup>36</sup>, Y. Oren<sup>159</sup>, D. Orestano<sup>72a,72b</sup>, E. C. Orgill<sup>98</sup>, N. Orlando<sup>61b</sup>, A. A. O'Rourke<sup>44</sup>, R. S. Orr<sup>165</sup>, B. Osculati<sup>53b,53a,\*</sup>, V. O'Shea<sup>55</sup>, R. Ospanov<sup>58a</sup>, G. Otero y Garzon<sup>30</sup>, H. Otono<sup>85</sup>, M. Ouchrif<sup>34d</sup>, F. Ould-Saada<sup>130</sup>, A. Ouraou<sup>142</sup>, Q. Ouyang<sup>15a</sup>, M. Owen<sup>55</sup>, R. E. Owen<sup>21</sup>, V. E. Ozcan<sup>12c</sup>, N. Ozturk<sup>8</sup>, K. Pachal<sup>149</sup>, A. PachecoPages<sup>14</sup>, L. PachecoRodriguez<sup>142</sup>, C. PadillaAranda<sup>14</sup>, S. Pagan Griso<sup>18</sup>, M. Paganini<sup>181</sup>, G. Palacino<sup>63</sup>, S. Palazzo<sup>40b,40a</sup>, S. Palestini<sup>35</sup>, M. Palka<sup>81b</sup>, D. Pallin<sup>37</sup>, I. Panagoulas<sup>10</sup>, C. E. Pandini<sup>52</sup>, J. G. Panduro Vazquez<sup>91</sup>, P. Pani<sup>35</sup>, L. Paolozzi<sup>52</sup>, Th. D. Papadopoulou<sup>10</sup>, K. Papageorgiou<sup>9,h</sup>, A. Paramonov<sup>6</sup>, D. Paredes Hernandez<sup>61b</sup>, B. Parida<sup>58c</sup>, A. J. Parker<sup>87</sup>, K. A. Parker<sup>44</sup>, M. A. Parker<sup>31</sup>, F. Parodi<sup>53b,53a</sup>, J. A. Parsons<sup>38</sup>, U. Parzefall<sup>50</sup>, V. R. Pascuzzi<sup>165</sup>, J. M. P. Pasner<sup>143</sup>, E. Pasqualucci<sup>70a</sup>, S. Passaggio<sup>53b</sup>, Fr. Pastore<sup>91</sup>, P. Pasuwan<sup>43a,43b</sup>, S. Patariaia<sup>97</sup>, J. R. Pater<sup>98</sup>, A. Pathak<sup>179,i</sup>, T. Pauly<sup>35</sup>, B. Pearson<sup>113</sup>, S. Pedraza Lopez<sup>172</sup>, R. Pedro<sup>136a,136b</sup>, S. V. Peleganchuk<sup>120b,120a</sup>, O. Penc<sup>137</sup>, C. Peng<sup>15d</sup>, H. Peng<sup>58a</sup>, J. Penwell<sup>63</sup>, B. S. Peralva<sup>78a</sup>, M. M. Perego<sup>142</sup>, A. P. Pereira Peixoto<sup>136a</sup>, D. V. Perepelitsa<sup>29</sup>, F. Peri<sup>19</sup>, L. Perini<sup>66a,66b</sup>, H. Pernegger<sup>35</sup>, S. Perrella<sup>67a,67b</sup>, V. D. Peshekhonov<sup>77,\*</sup>, K. Peters<sup>44</sup>, R. F. Y. Peters<sup>98</sup>, B. A. Petersen<sup>35</sup>, T. C. Petersen<sup>39</sup>, E. Petit<sup>56</sup>, A. Petridis<sup>1</sup>, C. Petridou<sup>160</sup>, P. Petroff<sup>128</sup>, E. Petrolo<sup>70a</sup>, M. Petrov<sup>131</sup>, F. Petrucci<sup>72a,72b</sup>

- N. E. Pettersson<sup>100</sup>, A. Peyaud<sup>142</sup>, R. Pezoa<sup>144b</sup>, T. Pham<sup>102</sup>, F. H. Phillips<sup>104</sup>, P. W. Phillips<sup>141</sup>, G. Piacquadio<sup>152</sup>, E. Pianori<sup>176</sup>, A. Picazio<sup>100</sup>, M. A. Pickering<sup>131</sup>, R. Piegai<sup>30</sup>, J. E. Pilcher<sup>36</sup>, A. D. Pilkington<sup>98</sup>, M. Pinamonti<sup>71a,71b</sup>, J. L. Pinfold<sup>3</sup>, M. Pitt<sup>178</sup>, M.-A. Pleier<sup>29</sup>, V. Pleskot<sup>139</sup>, E. Plotnikova<sup>77</sup>, D. Pluth<sup>76</sup>, P. Podberczko<sup>120b,120a</sup>, R. Poettgen<sup>94</sup>, R. Poggi<sup>68a,68b</sup>, L. Poggioli<sup>128</sup>, I. Pogrebnjak<sup>104</sup>, D. Pohl<sup>24</sup>, I. Pokharel<sup>51</sup>, G. Polesello<sup>68a</sup>, A. Poley<sup>44</sup>, A. Policicchio<sup>40b,40a</sup>, R. Polifka<sup>35</sup>, A. Polini<sup>23b</sup>, C. S. Pollard<sup>44</sup>, V. Polychronakos<sup>29</sup>, D. Ponomarenko<sup>110</sup>, L. Pontecorvo<sup>70a</sup>, G. A. Popeneciu<sup>27d</sup>, D. M. Portillo Quintero<sup>132</sup>, S. Pospisil<sup>138</sup>, K. Potamianos<sup>44</sup>, I. N. Potrap<sup>77</sup>, C. J. Potter<sup>31</sup>, H. Potti<sup>11</sup>, T. Poulsen<sup>94</sup>, J. Poveda<sup>35</sup>, M. E. Pozo Astigarraga<sup>35</sup>, P. Pralavorio<sup>99</sup>, S. Prell<sup>76</sup>, D. Price<sup>98</sup>, M. Primavera<sup>65a</sup>, S. Prince<sup>101</sup>, N. Proklova<sup>110</sup>, K. Prokofiev<sup>61c</sup>, F. Prokoshin<sup>144b</sup>, S. Protopopescu<sup>29</sup>, J. Proudfoot<sup>6</sup>, M. Przybycien<sup>81a</sup>, A. Puri<sup>171</sup>, P. Puzo<sup>128</sup>, J. Qian<sup>103</sup>, Y. Qin<sup>98</sup>, A. Quadt<sup>51</sup>, M. Queitsch-Maitland<sup>44</sup>, A. Qureshi<sup>1</sup>, S. K. Radhakrishnan<sup>152</sup>, P. Rados<sup>102</sup>, F. Ragusa<sup>66a,66b</sup>, G. Rahal<sup>95</sup>, J. A. Raine<sup>98</sup>, S. Rajagopalan<sup>29</sup>, T. Rashid<sup>128</sup>, S. Raspopov<sup>5</sup>, M. G. Ratti<sup>66a,66b</sup>, D. M. Rauch<sup>44</sup>, F. Rauscher<sup>112</sup>, S. Rave<sup>97</sup>, B. Ravina<sup>146</sup>, I. Ravinovitch<sup>178</sup>, J. H. Rawling<sup>98</sup>, M. Raymond<sup>35</sup>, A. L. Read<sup>130</sup>, N. P. Readioff<sup>56</sup>, M. Reale<sup>65a,65b</sup>, D. M. Rebuffi<sup>68a,68b</sup>, A. Redelbach<sup>175</sup>, G. Redlinger<sup>29</sup>, R. Reece<sup>143</sup>, R. G. Reed<sup>32c</sup>, K. Reeves<sup>42</sup>, L. Rehnisch<sup>19</sup>, J. Reichert<sup>133</sup>, A. Reiss<sup>97</sup>, C. Rembser<sup>35</sup>, H. Ren<sup>15d</sup>, M. Rescigno<sup>70a</sup>, S. Resconi<sup>66a</sup>, E. D. Resseguie<sup>133</sup>, S. Rettie<sup>173</sup>, E. Reynolds<sup>21</sup>, O. L. Rezanova<sup>120b,120a</sup>, P. Reznicek<sup>139</sup>, R. Richter<sup>113</sup>, S. Richter<sup>92</sup>, E. Richter-Was<sup>81b</sup>, O. Ricken<sup>24</sup>, M. Ridel<sup>132</sup>, P. Rieck<sup>113</sup>, C. J. Riegel<sup>180</sup>, O. Rifki<sup>44</sup>, M. Rijssenbeek<sup>152</sup>, A. Rimoldi<sup>68a,68b</sup>, M. Rimoldi<sup>20</sup>, L. Rinaldi<sup>23b</sup>, G. Ripellino<sup>151</sup>, B. Ristic<sup>35</sup>, E. Ritsch<sup>35</sup>, I. Riu<sup>14</sup>, J. C. Rivera Vergara<sup>144a</sup>, F. Rizatdinova<sup>125</sup>, E. Rizvi<sup>90</sup>, C. Rizzi<sup>14</sup>, R. T. Roberts<sup>98</sup>, S. H. Robertson<sup>101,af</sup>, A. Robichaud-Veronneau<sup>101</sup>, D. Robinson<sup>31</sup>, J. E. M. Robinson<sup>44</sup>, A. Robson<sup>55</sup>, E. Rocco<sup>97</sup>, C. Roda<sup>69a,69b</sup>, Y. Rodina<sup>99,ab</sup>, S. Rodriguez Bosca<sup>172</sup>, A. Rodriguez Perez<sup>14</sup>, D. Rodriguez Rodriguez<sup>172</sup>, A. M. Rodriguez Vera<sup>166b</sup>, S. Roe<sup>35</sup>, C. S. Rogan<sup>57</sup>, O. Røhne<sup>130</sup>, R. Röhrig<sup>113</sup>, C. P. A. Roland<sup>63</sup>, J. Roloff<sup>57</sup>, A. Romaniouk<sup>110</sup>, M. Romano<sup>23b,23a</sup>, E. Romero Adam<sup>172</sup>, N. Rompotis<sup>88</sup>, M. Ronzani<sup>121</sup>, L. Roos<sup>132</sup>, S. Rosati<sup>70a</sup>, K. Rosbach<sup>50</sup>, P. Rose<sup>143</sup>, N.-A. Rosien<sup>51</sup>, E. Rossi<sup>67a,67b</sup>, L. P. Rossi<sup>53b</sup>, L. Rossini<sup>66a,66b</sup>, J. H. N. Rosten<sup>31</sup>, R. Rosten<sup>145</sup>, M. Rotaru<sup>27b</sup>, J. Rothberg<sup>145</sup>, D. Rousseau<sup>128</sup>, D. Roy<sup>32c</sup>, A. Rozanov<sup>99</sup>, Y. Rozen<sup>158</sup>, X. Ruan<sup>32c</sup>, F. Rubbo<sup>150</sup>, F. Rühr<sup>50</sup>, A. Ruiz-Martinez<sup>33</sup>, Z. Rurikova<sup>50</sup>, N. A. Rusakovich<sup>77</sup>, H. L. Russell<sup>101</sup>, J. P. Rutherford<sup>7</sup>, N. Ruthmann<sup>35</sup>, E. M. Rüttinger<sup>44,j</sup>, Y. F. Ryabov<sup>134</sup>, M. Rybar<sup>171</sup>, G. Rybkin<sup>128</sup>, S. Ryu<sup>6</sup>, A. Ryzhov<sup>140</sup>, G. F. Rzehorz<sup>51</sup>, P. Sabatini<sup>51</sup>, G. Sabato<sup>118</sup>, S. Sacerdoti<sup>128</sup>, H. F.-W. Sadrozinski<sup>143</sup>, R. Sadykov<sup>77</sup>, F. Safai Tehrani<sup>70a</sup>, P. Saha<sup>119</sup>, M. Sahinsoy<sup>59a</sup>, M. Saimpert<sup>44</sup>, M. Saito<sup>161</sup>, T. Saito<sup>161</sup>, H. Sakamoto<sup>161</sup>, A. Sakharov<sup>121,al</sup>, D. Salamani<sup>52</sup>, G. Salamanna<sup>72a,72b</sup>, J. E. Salazar Loyola<sup>144b</sup>, D. Salek<sup>118</sup>, P. H. Sales De Bruin<sup>170</sup>, D. Salihagic<sup>113</sup>, A. Salnikov<sup>150</sup>, J. Salt<sup>172</sup>, D. Salvatore<sup>40b,40a</sup>, F. Salvatore<sup>153</sup>, A. Salvucci<sup>61a,61b,61c</sup>, A. Salzburger<sup>35</sup>, D. Sammel<sup>50</sup>, D. Sampsonidis<sup>160</sup>, D. Sampsonidou<sup>160</sup>, J. Sánchez<sup>172</sup>, A. SanchezPineda<sup>64a,64c</sup>, H. Sandaker<sup>130</sup>, C. O. Sander<sup>44</sup>, M. Sandhoff<sup>180</sup>, C. Sandoval<sup>22</sup>, D. P. C. Sankey<sup>141</sup>, M. Sannino<sup>53b,53a</sup>, Y. Sano<sup>115</sup>, A. Sansoni<sup>49</sup>, C. Santoni<sup>37</sup>, H. Santos<sup>136a</sup>, I. Santoyo Castillo<sup>153</sup>, A. Santra<sup>172</sup>, A. Saponov<sup>77</sup>, J. G. Saraiva<sup>136a,136d</sup>, O. Sasaki<sup>79</sup>, K. Sato<sup>167</sup>, E. Sauvan<sup>5</sup>, P. Savard<sup>165,av</sup>, N. Savic<sup>113</sup>, R. Sawada<sup>161</sup>, C. Sawyer<sup>141</sup>, L. Sawyer<sup>93,ak</sup>, C. Sbarra<sup>23b</sup>, A. Sbrizzi<sup>23b,23a</sup>, T. Scanlon<sup>92</sup>, D. A. Scannicchio<sup>169</sup>, J. Schaarschmidt<sup>145</sup>, P. Schacht<sup>113</sup>, B. M. Schachtner<sup>112</sup>, D. Schaefer<sup>36</sup>, L. Schaefer<sup>133</sup>, J. Schaeffer<sup>97</sup>, S. Schaepe<sup>35</sup>, U. Schäfer<sup>97</sup>, A. C. Schaffer<sup>128</sup>, D. Schaile<sup>112</sup>, R. D. Schamberger<sup>152</sup>, N. Scharmberg<sup>98</sup>, V. A. Schegelsky<sup>134</sup>, D. Scheirich<sup>139</sup>, F. Schenck<sup>19</sup>, M. Schernau<sup>169</sup>, C. Schiavi<sup>53b,53a</sup>, S. Schier<sup>143</sup>, L. K. Schildgen<sup>24</sup>, Z. M. Schillaci<sup>26</sup>, E. J. Schioppa<sup>35</sup>, M. Schioppa<sup>40b,40a</sup>, K. E. Schleicher<sup>50</sup>, S. Schlenker<sup>35</sup>, K. R. Schmidt-Sommerfeld<sup>113</sup>, K. Schmieden<sup>35</sup>, C. Schmitt<sup>97</sup>, S. Schmitt<sup>44</sup>, S. Schmitz<sup>97</sup>, U. Schnoor<sup>50</sup>, L. Schoeffel<sup>142</sup>, A. Schoening<sup>59b</sup>, E. Schopf<sup>24</sup>, M. Schott<sup>97</sup>, J. F. P. Schouwenberg<sup>117</sup>, J. Schovancova<sup>35</sup>, S. Schramm<sup>52</sup>, N. Schuh<sup>97</sup>, A. Schulte<sup>97</sup>, H.-C. Schultz-Coulon<sup>59a</sup>, M. Schumacher<sup>50</sup>, B. A. Schumm<sup>143</sup>, Ph. Schune<sup>142</sup>, A. Schwartzman<sup>150</sup>, T. A. Schwarz<sup>103</sup>, H. Schweiger<sup>98</sup>, Ph. Schwemling<sup>142</sup>, R. Schwienhorst<sup>104</sup>, A. Sciandra<sup>24</sup>, G. Sciolla<sup>26</sup>, M. Scornajenghi<sup>40b,40a</sup>, F. Scuri<sup>69a</sup>, F. Scutti<sup>102</sup>, L. M. Scyboz<sup>113</sup>, J. Searcy<sup>103</sup>, C. D. Sebastiani<sup>70a,70b</sup>, P. Seema<sup>24</sup>, S. C. Seidel<sup>116</sup>, A. Seiden<sup>143</sup>, J. M. Seixas<sup>78b</sup>, G. Sekhniaidze<sup>67a</sup>, K. Sekhon<sup>103</sup>, S. J. Sekula<sup>41</sup>, N. Semprini-Cesari<sup>23b,23a</sup>, S. Senkin<sup>37</sup>, C. Serfon<sup>130</sup>, L. Serin<sup>128</sup>, L. Serkin<sup>64a,64b</sup>, M. Sessa<sup>72a,72b</sup>, H. Severini<sup>124</sup>, F. Sforza<sup>168</sup>, A. Sfyrila<sup>52</sup>, E. Shabalina<sup>51</sup>, J. D. Shahinian<sup>143</sup>, N. W. Shaikh<sup>43a,43b</sup>, L. Y. Shan<sup>15a</sup>, R. Shang<sup>171</sup>, J. T. Shank<sup>25</sup>, M. Shapiro<sup>18</sup>, A. S. Sharma<sup>1</sup>, A. Sharma<sup>131</sup>, P. B. Shatalov<sup>109</sup>, K. Shaw<sup>64a,64b</sup>, S. M. Shaw<sup>98</sup>, A. Shcherbakova<sup>134</sup>, C. Y. Shehu<sup>153</sup>, Y. Shen<sup>124</sup>, N. Sherafati<sup>33</sup>, A. D. Sherman<sup>25</sup>, P. Sherwood<sup>92</sup>, L. Shi<sup>155,ar</sup>, S. Shimizu<sup>80</sup>, C. O. Shimmin<sup>181</sup>, M. Shimojima<sup>114</sup>, I. P. J. Shipsey<sup>131</sup>, S. Shirabe<sup>85</sup>, M. Shiyakova<sup>77,ad</sup>, J. Shlomi<sup>178</sup>, A. Shmeleva<sup>108</sup>, D. ShoalehSaadi<sup>107</sup>, M. J. Shochet<sup>36</sup>, S. Shojaii<sup>102</sup>, D. R. Shope<sup>124</sup>, S. Shrestha<sup>122</sup>, E. Shulga<sup>110</sup>, P. Sicho<sup>137</sup>, A. M. Sickles<sup>171</sup>, P. E. Sidebo<sup>151</sup>, E. SiderasHaddad<sup>32c</sup>, O. Sidiropoulou<sup>175</sup>, A. Sidoti<sup>23b,23a</sup>, F. Siegert<sup>46</sup>, Dj. Sijacki<sup>16</sup>, J. Silva<sup>136a,136d</sup>, M. Silva Jr.<sup>179</sup>, S. B. Silverstein<sup>43a</sup>, L. Simic<sup>77</sup>, S. Simion<sup>128</sup>, E. Simioni<sup>97</sup>, B. Simmons<sup>92</sup>, M. Simon<sup>97</sup>, P. Sinervo<sup>165</sup>, N. B. Sinev<sup>127</sup>, M. Sioli<sup>23b,23a</sup>, G. Siragusa<sup>175</sup>, I. Siral<sup>103</sup>, S. Yu. Sivoklov<sup>111</sup>, J. Sjölin<sup>43a,43b</sup>, M. B. Skinner<sup>87</sup>, P. Skubic<sup>124</sup>, M. Slater<sup>21</sup>, T. Slavicek<sup>138</sup>, M. Slawinska<sup>82</sup>, K. Sliwa<sup>168</sup>, R. Slovak<sup>139</sup>, V. Smakhtin<sup>178</sup>, B. H. Smart<sup>5</sup>, J. Smiesko<sup>28a</sup>, N. Smirnov<sup>110</sup>, S. Yu. Smirnov<sup>110</sup>, Y. Smirnov<sup>110</sup>, L. N. Smirnova<sup>111,t</sup>, O. Smirnova<sup>94</sup>, J. W. Smith<sup>51</sup>, M. N. K. Smith<sup>38</sup>, R. W. Smith<sup>38</sup>, M. Smizanska<sup>87</sup>

- K. Smolek<sup>138</sup>, A. A. Snesarev<sup>108</sup>, I. M. Snyder<sup>127</sup>, S. Snyder<sup>29</sup>, R. Sobie<sup>174.af</sup>, F. Socher<sup>46</sup>, A. M. Soffa<sup>169</sup>, A. Soffer<sup>159</sup>, A. Sogaard<sup>48</sup>, D. A. Soh<sup>155</sup>, G. Sokhrannyi<sup>89,183</sup>, C. A. Solans Sanchez<sup>35</sup>, M. Solar<sup>138</sup>, E. Yu. Soldatov<sup>110</sup>, U. Soldevila<sup>172</sup>, A. A. Solodkov<sup>140</sup>, A. Soloshenko<sup>77</sup>, O. V. Solovyanov<sup>140</sup>, V. Solovyev<sup>134</sup>, P. Sommer<sup>146</sup>, H. Son<sup>168</sup>, W. Song<sup>141</sup>, A. Sopczak<sup>138</sup>, F. Sopkova<sup>28b</sup>, D. Sosa<sup>59b</sup>, C. L. Sotiropoulou<sup>69a,69b</sup>, S. Sottocornola<sup>68a,68b</sup>, R. Soualah<sup>64a,64c</sup>, A. M. Soukharev<sup>120b,120a</sup>, D. South<sup>44</sup>, B. C. Sowden<sup>91</sup>, S. Spagnolo<sup>65a,65b</sup>, M. Spalla<sup>113</sup>, M. Spangenberg<sup>176</sup>, F. Spano<sup>91</sup>, D. Sperlich<sup>19</sup>, F. Spettel<sup>113</sup>, T. M. Spieker<sup>59a</sup>, R. Spighi<sup>23b</sup>, G. Spigo<sup>35</sup>, L. A. Spiller<sup>102</sup>, M. Spousta<sup>139</sup>, A. Stabile<sup>66a,66b</sup>, R. Stamen<sup>59a</sup>, S. Stamm<sup>19</sup>, E. Stanecka<sup>82</sup>, R. W. Stanek<sup>6</sup>, C. Stanescu<sup>72a</sup>, M. M. Stanitzki<sup>44</sup>, B. S. Stapf<sup>118</sup>, S. Stapnes<sup>130</sup>, E. A. Starchenko<sup>140</sup>, G. H. Stark<sup>36</sup>, J. Stark<sup>56</sup>, S. H. Stark<sup>39</sup>, P. Staroba<sup>137</sup>, P. Starovoitov<sup>59a</sup>, S. Stärz<sup>35</sup>, R. Staszewski<sup>82</sup>, M. Stegler<sup>44</sup>, P. Steinberg<sup>29</sup>, B. Stelzer<sup>149</sup>, H. J. Stelzer<sup>35</sup>, O. Stelzer-Chilton<sup>166a</sup>, H. Stenzel<sup>54</sup>, T. J. Stevenson<sup>90</sup>, G. A. Stewart<sup>55</sup>, M. C. Stockton<sup>127</sup>, G. Stoica<sup>27b</sup>, P. Stolte<sup>51</sup>, S. Stonjek<sup>113</sup>, A. Straessner<sup>46</sup>, J. Strandberg<sup>151</sup>, S. Strandberg<sup>43a,43b</sup>, M. Strauss<sup>124</sup>, P. Strizenec<sup>28b</sup>, R. Ströhmer<sup>175</sup>, D. M. Strom<sup>127</sup>, R. Stroynowski<sup>41</sup>, A. Strubig<sup>48</sup>, S. A. Stucci<sup>29</sup>, B. Stugu<sup>17</sup>, J. Stupak<sup>124</sup>, N. A. Styles<sup>44</sup>, D. Su<sup>150</sup>, J. Su<sup>135</sup>, S. Suchek<sup>59a</sup>, Y. Sugaya<sup>129</sup>, M. Suk<sup>138</sup>, V. V. Sulin<sup>108</sup>, D. M. S. Sultan<sup>52</sup>, S. Sultansoy<sup>4c</sup>, T. Sumida<sup>83</sup>, S. Sun<sup>103</sup>, X. Sun<sup>3</sup>, K. Suruliz<sup>153</sup>, C. J. E. Suster<sup>154</sup>, M. R. Sutton<sup>153</sup>, S. Suzuki<sup>79</sup>, M. Svatos<sup>137</sup>, M. Swiatlowski<sup>36</sup>, S. P. Swift<sup>2</sup>, A. Sydorenko<sup>97</sup>, I. Sykora<sup>28a</sup>, T. Sykora<sup>139</sup>, D. Ta<sup>97</sup>, K. Tackmann<sup>44</sup>, J. Taenzer<sup>159</sup>, A. Taffard<sup>169</sup>, R. Tafirout<sup>166a</sup>, E. Tahirovic<sup>90</sup>, N. Taiblum<sup>159</sup>, H. Takai<sup>29</sup>, R. Takashima<sup>84</sup>, E. H. Takasugi<sup>113</sup>, K. Takeda<sup>80</sup>, T. Takeshita<sup>147</sup>, Y. Takubo<sup>79</sup>, M. Talby<sup>99</sup>, A. A. Talyshev<sup>120b,120a</sup>, J. Tanaka<sup>161</sup>, M. Tanaka<sup>163</sup>, R. Tanaka<sup>128</sup>, R. Tanioka<sup>80</sup>, B. B. Tannenwald<sup>122</sup>, S. TapiaAraya<sup>144b</sup>, S. Tapprogge<sup>97</sup>, A. Tarek Abouelfadl Mohamed<sup>132</sup>, S. Tarem<sup>158</sup>, G. Tarna<sup>27b,d</sup>, G. F. Tartarelli<sup>66a</sup>, P. Tas<sup>139</sup>, M. Tasevsky<sup>137</sup>, T. Tashiro<sup>83</sup>, E. Tassi<sup>40b,40a</sup>, A. TavaresDelgado<sup>136a,136b</sup>, Y. Tayalati<sup>34e</sup>, A. C. Taylor<sup>116</sup>, A. J. Taylor<sup>48</sup>, G. N. Taylor<sup>102</sup>, P. T. E. Taylor<sup>102</sup>, W. Taylor<sup>166b</sup>, A. S. Tee<sup>87</sup>, P. Teixeira-Dias<sup>91</sup>, D. Temple<sup>149</sup>, H. TenKate<sup>35</sup>, P. K. Teng<sup>155</sup>, J. J. Teoh<sup>129</sup>, F. Tepel<sup>180</sup>, S. Terada<sup>79</sup>, K. Terashi<sup>161</sup>, J. Terron<sup>96</sup>, S. Terzo<sup>14</sup>, M. Testa<sup>49</sup>, R. J. Teuscher<sup>165.af</sup>, S. J. Thais<sup>181</sup>, T. Thevenaux-Pelzer<sup>44</sup>, F. Thiele<sup>39</sup>, J. P. Thomas<sup>21</sup>, A. S. Thompson<sup>55</sup>, P. D. Thompson<sup>21</sup>, L. A. Thomsen<sup>181</sup>, E. Thomson<sup>133</sup>, Y. Tian<sup>38</sup>, R. E. Ticse Torres<sup>51</sup>, V. O. Tikhomirov<sup>108.an</sup>, Yu. A. Tikhonov<sup>120b,120a</sup>, S. Timoshenko<sup>110</sup>, P. Tipton<sup>181</sup>, S. Tisserant<sup>99</sup>, K. Todome<sup>163</sup>, S. Todorova-Nova<sup>5</sup>, S. Todt<sup>46</sup>, J. Tojo<sup>85</sup>, S. Tokár<sup>28a</sup>, K. Tokushuku<sup>79</sup>, E. Tolley<sup>122</sup>, M. Tomoto<sup>115</sup>, L. Tompkins<sup>150.p</sup>, K. Toms<sup>116</sup>, B. Tong<sup>57</sup>, P. Tornambe<sup>50</sup>, E. Torrence<sup>127</sup>, H. Torres<sup>46</sup>, E. Torró Pastor<sup>145</sup>, C. Toscirri<sup>131</sup>, J. Toth<sup>99.ae</sup>, F. Touchard<sup>99</sup>, D. R. Tovey<sup>146</sup>, C. J. Treado<sup>121</sup>, T. Trefzger<sup>175</sup>, F. Tresoldi<sup>153</sup>, A. Tricoli<sup>29</sup>, I. M. Trigger<sup>166a</sup>, S. Trincas-Duvold<sup>132</sup>, M. F. Tripiana<sup>14</sup>, W. Trischuk<sup>165</sup>, B. Trocme<sup>56</sup>, A. Trofymov<sup>44</sup>, C. Troncon<sup>66a</sup>, M. Trovatelli<sup>174</sup>, F. Trovato<sup>153</sup>, L. Truong<sup>32b</sup>, M. Trzebinski<sup>82</sup>, A. Trzupek<sup>82</sup>, F. Tsai<sup>44</sup>, K. W. Tsang<sup>61a</sup>, J. C.-L. Tseng<sup>131</sup>, P. V. Tsiarshka<sup>105</sup>, N. Tsirintanis<sup>9</sup>, S. Tsiskaridze<sup>14</sup>, V. Tsiskaridze<sup>152</sup>, E. G. Tskhadadze<sup>157a</sup>, I. I. Tsukerman<sup>109</sup>, V. Tsulaia<sup>18</sup>, S. Tsuno<sup>79</sup>, D. Tsybychev<sup>152</sup>, Y. Tu<sup>61b</sup>, A. Tudorache<sup>27b</sup>, V. Tudorache<sup>27b</sup>, T. T. Tulbure<sup>27a</sup>, A. N. Tuna<sup>57</sup>, S. Turchikhin<sup>77</sup>, D. Turgeman<sup>178</sup>, I. TurkCakir<sup>4b.v</sup>, R. Turra<sup>66a</sup>, P. M. Tuts<sup>38</sup>, G. Uccelli<sup>23b,23a</sup>, I. Ueda<sup>79</sup>, M. Ughetto<sup>43a,43b</sup>, F. Ukegawa<sup>167</sup>, G. Unal<sup>35</sup>, A. Undrus<sup>29</sup>, G. Unel<sup>169</sup>, F. C. Ungaro<sup>102</sup>, Y. Unno<sup>79</sup>, K. Uno<sup>161</sup>, J. Urban<sup>28b</sup>, P. Urquijo<sup>102</sup>, P. Urrejola<sup>97</sup>, G. Usai<sup>8</sup>, J. Usui<sup>79</sup>, L. Vacavant<sup>99</sup>, V. Vacek<sup>138</sup>, B. Vachon<sup>101</sup>, K. O. H. Vadla<sup>130</sup>, A. Vaidya<sup>92</sup>, C. Valderanis<sup>112</sup>, E. ValdesSanturio<sup>43a,43b</sup>, M. Valente<sup>52</sup>, S. Valentini<sup>23b,23a</sup>, A. Valero<sup>172</sup>, L. Valéry<sup>44</sup>, R. A. Vallance<sup>21</sup>, A. Vallier<sup>5</sup>, J. A. VallsFerrer<sup>172</sup>, T. R. Van Daalen<sup>14</sup>, W. Van Den Wollenberg<sup>118</sup>, H. van der Graaf<sup>118</sup>, P. van Gemmeren<sup>6</sup>, J. Van Nieuwkoop<sup>149</sup>, I. van Vulpen<sup>118</sup>, M. C. van Woerden<sup>118</sup>, M. Vanadia<sup>71a,71b</sup>, W. Vandelli<sup>35</sup>, A. Vaniachine<sup>164</sup>, P. Vankov<sup>118</sup>, R. Vari<sup>70a</sup>, E. W. Varnes<sup>7</sup>, C. Varni<sup>53b,53a</sup>, T. Varol<sup>41</sup>, D. Varouchas<sup>128</sup>, A. Vartapetian<sup>8</sup>, K. E. Varvell<sup>154</sup>, G. A. Vasquez<sup>144b</sup>, J. G. Vasquez<sup>181</sup>, F. Vazeille<sup>37</sup>, D. Vazquez Furelos<sup>14</sup>, T. VazquezSchroeder<sup>101</sup>, J. Veatch<sup>51</sup>, V. Vecchio<sup>72a,72b</sup>, L. M. Veloce<sup>165</sup>, F. Veloso<sup>136a,136c</sup>, S. Veneziano<sup>70a</sup>, A. Ventura<sup>65a,65b</sup>, M. Venturi<sup>174</sup>, N. Venturi<sup>35</sup>, V. Vercesi<sup>68a</sup>, M. Verducci<sup>72a,72b</sup>, W. Verkerke<sup>118</sup>, A. T. Vermeulen<sup>118</sup>, J. C. Vermeulen<sup>118</sup>, M. C. Vetterli<sup>149.av</sup>, N. Viaux Maira<sup>144b</sup>, O. Viazlo<sup>94</sup>, I. Vichou<sup>171.\*</sup>, T. Vickey<sup>146</sup>, O. E. VickeyBoeriu<sup>146</sup>, G. H. A. Viehhauser<sup>131</sup>, S. Viel<sup>18</sup>, L. Vigani<sup>131</sup>, M. Villa<sup>23b,23a</sup>, M. Villaplana Perez<sup>66a,66b</sup>, E. Vilucchi<sup>49</sup>, M. G. Vincter<sup>33</sup>, V. B. Vinogradov<sup>77</sup>, A. Vishwakarma<sup>44</sup>, C. Vittori<sup>23b,23a</sup>, I. Vivarelli<sup>153</sup>, S. Vlachos<sup>10</sup>, M. Vogel<sup>180</sup>, P. Vokac<sup>138</sup>, G. Volpi<sup>14</sup>, S. E. von Buddenbrock<sup>32c</sup>, E. von Toerne<sup>24</sup>, V. Vorobel<sup>139</sup>, K. Vorobev<sup>110</sup>, M. Vos<sup>172</sup>, J. H. Vosseveld<sup>88</sup>, N. Vranjes<sup>16</sup>, M. Vranjes Milosavljevic<sup>16</sup>, V. Vrba<sup>138</sup>, M. Vreeswijk<sup>118</sup>, T. Šfiligoj<sup>89,183</sup>, R. Vuillermet<sup>35</sup>, I. Vukotic<sup>36</sup>, T. Ženiš<sup>28a</sup>, L. Živković<sup>16</sup>, P. Wagner<sup>24</sup>, W. Wagner<sup>180</sup>, J. Wagner-Kuhr<sup>112</sup>, H. Wahlberg<sup>86</sup>, S. Wahrmund<sup>46</sup>, K. Wakamiya<sup>80</sup>, J. Walder<sup>87</sup>, R. Walker<sup>112</sup>, W. Walkowiak<sup>148</sup>, V. Wallangen<sup>43a,43b</sup>, A. M. Wang<sup>57</sup>, C. Wang<sup>58b,d</sup>, F. Wang<sup>179</sup>, H. Wang<sup>18</sup>, H. Wang<sup>3</sup>, J. Wang<sup>154</sup>, J. Wang<sup>59b</sup>, P. Wang<sup>41</sup>, Q. Wang<sup>124</sup>, R.-J. Wang<sup>132</sup>, R. Wang<sup>58a</sup>, R. Wang<sup>6</sup>, S. M. Wang<sup>155</sup>, T. Wang<sup>38</sup>, W. Wang<sup>155.n</sup>, W. Wang<sup>58a.ag</sup>, Y. Wang<sup>58a</sup>, Z. Wang<sup>58c</sup>, C. Wanotayaroj<sup>44</sup>, A. Warburton<sup>101</sup>, C. P. Ward<sup>31</sup>, D. R. Wardrope<sup>92</sup>, A. Washbrook<sup>48</sup>, P. M. Watkins<sup>21</sup>, A. T. Watson<sup>21</sup>, M. F. Watson<sup>21</sup>, G. Watts<sup>145</sup>, S. Watts<sup>98</sup>, B. M. Waugh<sup>92</sup>, A. F. Webb<sup>11</sup>, S. Webb<sup>97</sup>, C. Weber<sup>181</sup>, M. S. Weber<sup>20</sup>, S. A. Weber<sup>33</sup>, S. M. Weber<sup>59a</sup>, J. S. Webster<sup>6</sup>, A. R. Weidberg<sup>131</sup>, B. Weinert<sup>63</sup>, J. Weingarten<sup>51</sup>, M. Weirich<sup>97</sup>, C. Weiser<sup>50</sup>, P. S. Wells<sup>35</sup>, T. Wenaus<sup>29</sup>, T. Wengler<sup>35</sup>, S. Wenig<sup>35</sup>, N. Wermes<sup>24</sup>, M. D. Werner<sup>76</sup>



P. Werner<sup>35</sup>, M. Wessels<sup>59a</sup>, T. D. Weston<sup>20</sup>, K. Whalen<sup>127</sup>, N. L. Whallon<sup>145</sup>, A. M. Wharton<sup>87</sup>, A. S. White<sup>103</sup>, A. White<sup>8</sup>, M. J. White<sup>1</sup>, R. White<sup>144b</sup>, D. Whiteson<sup>169</sup>, B. W. Whitmore<sup>87</sup>, F. J. Wickens<sup>141</sup>, W. Wiedenmann<sup>179</sup>, M. Wielers<sup>141</sup>, C. Wiglesworth<sup>39</sup>, L. A. M. Wiik-Fuchs<sup>50</sup>, A. Wildauer<sup>113</sup>, F. Wilk<sup>98</sup>, H. G. Wilkens<sup>35</sup>, H. H. Williams<sup>133</sup>, S. Williams<sup>31</sup>, C. Willis<sup>104</sup>, S. Willocq<sup>100</sup>, J. A. Wilson<sup>21</sup>, I. Wingerter-Seetz<sup>5</sup>, E. Winkels<sup>153</sup>, F. Winklmeier<sup>127</sup>, O. J. Winston<sup>153</sup>, B. T. Winter<sup>24</sup>, M. Wittgen<sup>150</sup>, M. Wobisch<sup>93</sup>, A. Wolf<sup>97</sup>, T. M. H. Wolf<sup>118</sup>, R. Wolff<sup>99</sup>, M. W. Wolter<sup>82</sup>, H. Wolters<sup>136a,136c</sup>, V. W. S. Wong<sup>173</sup>, N. L. Woods<sup>143</sup>, S. D. Worm<sup>21</sup>, B. K. Wosiek<sup>82</sup>, K. W. Woźniak<sup>82</sup>, K. Wraight<sup>55</sup>, M. Wu<sup>36</sup>, S. L. Wu<sup>179</sup>, X. Wu<sup>52</sup>, Y. Wu<sup>58a</sup>, T. R. Wyatt<sup>98</sup>, B. M. Wynne<sup>48</sup>, S. Xella<sup>39</sup>, Z. Xi<sup>103</sup>, L. Xia<sup>15c</sup>, D. Xu<sup>15a</sup>, H. Xu<sup>58a</sup>, L. Xu<sup>29</sup>, T. Xu<sup>142</sup>, W. Xu<sup>103</sup>, B. Yabsley<sup>154</sup>, S. Yacoub<sup>32a</sup>, K. Yajima<sup>129</sup>, D. P. Yallup<sup>92</sup>, D. Yamaguchi<sup>163</sup>, Y. Yamaguchi<sup>163</sup>, A. Yamamoto<sup>79</sup>, T. Yamanaka<sup>161</sup>, F. Yamane<sup>80</sup>, M. Yamatani<sup>161</sup>, T. Yamazaki<sup>161</sup>, Y. Yamazaki<sup>80</sup>, Z. Yan<sup>25</sup>, H. Yang<sup>58c,58d</sup>, H. Yang<sup>18</sup>, S. Yang<sup>75</sup>, Y. Yang<sup>161</sup>, Y. Yang<sup>155</sup>, Z. Yang<sup>17</sup>, W.-M. Yao<sup>18</sup>, Y. C. Yap<sup>44</sup>, Y. Yasu<sup>79</sup>, E. Yatsenko<sup>5</sup>, K. H. Yau Wong<sup>24</sup>, J. Ye<sup>41</sup>, S. Ye<sup>29</sup>, I. Yeletsikh<sup>77</sup>, E. Yigitbasi<sup>25</sup>, E. Yildirim<sup>97</sup>, K. Yorita<sup>177</sup>, K. Yoshihara<sup>133</sup>, C. J. S. Young<sup>35</sup>, C. Young<sup>150</sup>, J. Yu<sup>8</sup>, J. Yu<sup>76</sup>, X. Yue<sup>59a</sup>, S. P. Y. Yuen<sup>24</sup>, I. Yusuff<sup>31,ax</sup>, B. Zabinski<sup>82</sup>, G. Zacharis<sup>10</sup>, R. Zaidan<sup>14</sup>, A. M. Zaitsev<sup>140,am</sup>, N. Zakharchuk<sup>44</sup>, J. Zalieckas<sup>17</sup>, S. Zambito<sup>57</sup>, D. Zanzi<sup>35</sup>, C. Zeitnitz<sup>180</sup>, G. Zemaityte<sup>131</sup>, J. C. Zeng<sup>171</sup>, Q. Zeng<sup>150</sup>, O. Zenin<sup>140</sup>, D. Zerwas<sup>128</sup>, M. Zgubić<sup>131</sup>, D. Zhang<sup>103</sup>, D. Zhang<sup>58b</sup>, F. Zhang<sup>179</sup>, G. Zhang<sup>58a,ag</sup>, H. Zhang<sup>15b</sup>, J. Zhang<sup>6</sup>, L. Zhang<sup>50</sup>, L. Zhang<sup>58a</sup>, M. Zhang<sup>171</sup>, P. Zhang<sup>15b</sup>, R. Zhang<sup>58a,d</sup>, R. Zhang<sup>24</sup>, X. Zhang<sup>58b</sup>, Y. Zhang<sup>15d</sup>, Z. Zhang<sup>128</sup>, X. Zhao<sup>41</sup>, Y. Zhao<sup>58b,aj</sup>, Z. Zhao<sup>58a</sup>, A. Zhemchugov<sup>77</sup>, B. Zhou<sup>103</sup>, C. Zhou<sup>179</sup>, L. Zhou<sup>41</sup>, M. Zhou<sup>15d</sup>, M. Zhou<sup>152</sup>, N. Zhou<sup>58c</sup>, Y. Zhou<sup>7</sup>, C. G. Zhu<sup>58b</sup>, H. Zhu<sup>58a</sup>, H. Zhu<sup>15a</sup>, J. Zhu<sup>103</sup>, Y. Zhu<sup>58a</sup>, X. Zhuang<sup>15a</sup>, K. Zhukov<sup>108</sup>, V. Zhulanov<sup>120b,120a</sup>, A. Zibell<sup>175</sup>, D. Zieminska<sup>63</sup>, N. I. Zimine<sup>77</sup>, S. Zimmermann<sup>50</sup>, Z. Zinonos<sup>113</sup>, M. Zinser<sup>97</sup>, M. Ziolkowski<sup>148</sup>, G. Zobernig<sup>179</sup>, A. Zoccoli<sup>23b,23a</sup>, K. Zoch<sup>51</sup>, T. G. Zorbas<sup>146</sup>, R. Zou<sup>36</sup>, M. zur Nedden<sup>19</sup>, L. Zwalinski<sup>35</sup>

<sup>1</sup> Department of Physics, University of Adelaide, Adelaide, Australia

<sup>2</sup> Physics Department, SUNY Albany, Albany, NY, USA

<sup>3</sup> Department of Physics, University of Alberta, Edmonton, AB, Canada

<sup>4</sup> (a) Department of Physics, Ankara University, Ankara, Turkey; (b) Istanbul Aydin University, Istanbul, Turkey; (c) Division of Physics, TOBB University of Economics and Technology, Ankara, Turkey

<sup>5</sup> LAPP, Université Grenoble Alpes, Université Savoie Mont Blanc, CNRS/IN2P3, Annecy, France

<sup>6</sup> High Energy Physics Division, Argonne National Laboratory, Argonne, IL, USA

<sup>7</sup> Department of Physics, University of Arizona, Tucson, AZ, USA

<sup>8</sup> Department of Physics, University of Texas at Arlington, Arlington, TX, USA

<sup>9</sup> Physics Department, National and Kapodistrian University of Athens, Athens, Greece

<sup>10</sup> Physics Department, National Technical University of Athens, Zografou, Greece

<sup>11</sup> Department of Physics, University of Texas at Austin, Austin, TX, USA

<sup>12</sup> (a) Bahcesehir University, Faculty of Engineering and Natural Sciences, Istanbul, Turkey; (b) Istanbul Bilgi University, Faculty of Engineering and Natural Sciences, Istanbul, Turkey; (c) Department of Physics, Bogazici University, Istanbul, Turkey; (d) Department of Physics Engineering, Gaziantep University, Gaziantep, Turkey

<sup>13</sup> Institute of Physics, Azerbaijan Academy of Sciences, Baku, Azerbaijan

<sup>14</sup> Institut de Física d'Altes Energies (IFAE), Barcelona Institute of Science and Technology, Barcelona, Spain

<sup>15</sup> (a) Institute of High Energy Physics, Chinese Academy of Sciences, Beijing, China; (b) Department of Physics, Nanjing University, Nanjing, China; (c) Physics Department, Tsinghua University, Beijing, China; (d) University of Chinese Academy of Science (UCAS), Beijing, China

<sup>16</sup> Institute of Physics, University of Belgrade, Belgrade, Serbia

<sup>17</sup> Department for Physics and Technology, University of Bergen, Bergen, Norway

<sup>18</sup> Physics Division, Lawrence Berkeley National Laboratory and University of California, Berkeley, CA, USA

<sup>19</sup> Institut für Physik, Humboldt Universität zu Berlin, Berlin, Germany

<sup>20</sup> Albert Einstein Center for Fundamental Physics and Laboratory for High Energy Physics, University of Bern, Bern, Switzerland

<sup>21</sup> School of Physics and Astronomy, University of Birmingham, Birmingham, UK

<sup>22</sup> Centro de Investigaciones, Universidad Antonio Nariño, Bogota, Colombia

<sup>23</sup> (a) Dipartimento di Fisica e Astronomia, Università di Bologna, Bologna, Italy; (b) INFN Sezione di Bologna, Bologna, Italy

<sup>24</sup> Physikalisches Institut, Universität Bonn, Bonn, Germany

<sup>25</sup> Department of Physics, Boston University, Boston, MA, USA

<sup>26</sup> Department of Physics, Brandeis University, Waltham, MA, USA



- 27 (a) Transilvania University of Brasov, Brasov, Romania; (b) Horia Hulubei National Institute of Physics and Nuclear Engineering, Bucharest, Romania; (c) Department of Physics, Alexandru Ioan Cuza University of Iasi, Iasi, Romania; (d) Physics Department, National Institute for Research and Development of Isotopic and Molecular Technologies, Cluj-Napoca, Romania; (e) University Politehnica Bucharest, Bucharest, Romania; (f) West University in Timisoara, Timisoara, Romania
- 28 (a) Faculty of Mathematics, Physics and Informatics, Comenius University, Bratislava, Slovakia; (b) Department of Subnuclear Physics, Institute of Experimental Physics of the Slovak Academy of Sciences, Kosice, Slovak Republic
- 29 Physics Department, Brookhaven National Laboratory, Upton, NY, USA
- 30 Departamento de Física, Universidad de Buenos Aires, Buenos Aires, Argentina
- 31 Cavendish Laboratory, University of Cambridge, Cambridge, UK
- 32 (a) Department of Physics, University of Cape Town, Cape Town, South Africa; (b) Department of Mechanical Engineering Science, University of Johannesburg, Johannesburg, South Africa; (c) School of Physics, University of the Witwatersrand, Johannesburg, South Africa
- 33 Department of Physics, Carleton University, Ottawa, ON, Canada
- 34 (a) Faculté des Sciences Ain Chock, Réseau Universitaire de Physique des Hautes Energies - Université Hassan II, Casablanca, Morocco; (b) Centre National de l'Energie des Sciences Techniques Nucleaires (CNESTEN), Rabat, Morocco; (c) Faculté des Sciences Semlalia, Université Cadi Ayyad, LPHEA-Marrakech, Marrakech, Morocco; (d) Faculté des Sciences, Université Mohamed Premier and LPTPM, Oujda, Morocco; (e) Faculté des sciences, Université Mohammed V, Rabat, Morocco
- 35 CERN, Geneva, Switzerland
- 36 Enrico Fermi Institute, University of Chicago, Chicago, IL, USA
- 37 LPC, Université Clermont Auvergne, CNRS/IN2P3, Clermont-Ferrand, France
- 38 Nevis Laboratory, Columbia University, Irvington, NY, USA
- 39 Niels Bohr Institute, University of Copenhagen, Copenhagen, Denmark
- 40 (a) Dipartimento di Fisica, Università della Calabria, Rende, Italy; (b) INFN Gruppo Collegato di Cosenza, Laboratori Nazionali di Frascati, Frascati, Italy
- 41 Physics Department, Southern Methodist University, Dallas, TX, USA
- 42 Physics Department, University of Texas at Dallas, Richardson, TX, USA
- 43 (a) Department of Physics, Stockholm University, Stockholm, Sweden; (b) Oskar Klein Centre, Stockholm, Sweden
- 44 Deutsches Elektronen-Synchrotron DESY, Hamburg and Zeuthen, Germany
- 45 Lehrstuhl für Experimentelle Physik IV, Technische Universität Dortmund, Dortmund, Germany
- 46 Institut für Kern- und Teilchenphysik, Technische Universität Dresden, Dresden, Germany
- 47 Department of Physics, Duke University, Durham, NC, USA
- 48 SUPA-School of Physics and Astronomy, University of Edinburgh, Edinburgh, UK
- 49 INFN e Laboratori Nazionali di Frascati, Frascati, Italy
- 50 Physikalisches Institut, Albert-Ludwigs-Universität Freiburg, Freiburg, Germany
- 51 II Physikalisches Institut, Georg-August-Universität Göttingen, Göttingen, Germany
- 52 Département de Physique Nucléaire et Corpusculaire, Université de Genève, Geneva, Switzerland
- 53 (a) Dipartimento di Fisica, Università di Genova, Genoa, Italy; (b) INFN Sezione di Genova, Genoa, Italy
- 54 II Physikalisches Institut, Justus-Liebig-Universität Giessen, Giessen, Germany
- 55 SUPA-School of Physics and Astronomy, University of Glasgow, Glasgow, UK
- 56 LPSC, Université Grenoble Alpes, CNRS/IN2P3, Grenoble INP, Grenoble, France
- 57 Laboratory for Particle Physics and Cosmology, Harvard University, Cambridge, MA, USA
- 58 (a) Department of Modern Physics and State Key Laboratory of Particle Detection and Electronics, University of Science and Technology of China, Hefei, China; (b) Institute of Frontier and Interdisciplinary Science and Key Laboratory of Particle Physics and Particle Irradiation (MOE), Shandong University, Qingdao, China; (c) School of Physics and Astronomy, Shanghai Jiao Tong University, KLPPAC-MoE, SKLPPC, Shanghai, China; (d) Tsung-Dao Lee Institute, Shanghai, China
- 59 (a) Kirchhoff-Institut für Physik, Ruprecht-Karls-Universität Heidelberg, Heidelberg, Germany; (b) Physikalisches Institut, Ruprecht-Karls-Universität Heidelberg, Heidelberg, Germany
- 60 Faculty of Applied Information Science, Hiroshima Institute of Technology, Hiroshima, Japan

- 61 (a)Department of Physics, Chinese University of Hong Kong, Shatin, N.T., Hong Kong; (b)Department of Physics, University of Hong Kong, Hong Kong, China; (c)Department of Physics and Institute for Advanced Study, Hong Kong University of Science and Technology, Clear Water Bay, Kowloon, Hong Kong, China
- 62 Department of Physics, National Tsing Hua University, Hsinchu, Taiwan
- 63 Department of Physics, Indiana University, Bloomington, IN, USA
- 64 (a)INFN Gruppo Collegato di Udine, Sezione di Trieste, Udine, Italy; (b)ICTP, Trieste, Italy; (c)Dipartimento di Chimica, Fisica e Ambiente, Università di Udine, Udine, Italy
- 65 (a)INFN Sezione di Lecce, Lecce, Italy; (b)Dipartimento di Matematica e Fisica, Università del Salento, Lecce, Italy
- 66 (a)INFN Sezione di Milano, Milan, Italy; (b)Dipartimento di Fisica, Università di Milano, Milan, Italy
- 67 (a)INFN Sezione di Napoli, Naples, Italy; (b)Dipartimento di Fisica, Università di Napoli, Naples, Italy
- 68 (a)INFN Sezione di Pavia, Pavia, Italy; (b)Dipartimento di Fisica, Università di Pavia, Pavia, Italy
- 69 (a)INFN Sezione di Pisa, Pisa, Italy; (b)Dipartimento di Fisica E. Fermi, Università di Pisa, Pisa, Italy
- 70 (a)INFN Sezione di Roma, Rome, Italy; (b)Dipartimento di Fisica, Sapienza Università di Roma, Rome, Italy
- 71 (a)INFN Sezione di Roma Tor Vergata, Rome, Italy; (b)Dipartimento di Fisica, Università di Roma Tor Vergata, Rome, Italy
- 72 (a)INFN Sezione di Roma Tre, Rome, Italy; (b)Dipartimento di Matematica e Fisica, Università Roma Tre, Rome, Italy
- 73 (a)INFN-TIFPA, Trento, Italy; (b)Università degli Studi di Trento, Trento, Italy
- 74 Institut für Astro- und Teilchenphysik, Leopold-Franzens-Universität, Innsbruck, Austria
- 75 University of Iowa, Iowa City, IA, USA
- 76 Department of Physics and Astronomy, Iowa State University, Ames, IA, USA
- 77 Joint Institute for Nuclear Research, Dubna, Russia
- 78 (a)Departamento de Engenharia Elétrica, Universidade Federal de Juiz de Fora (UFJF), Juiz de Fora, Brazil; (b)Universidade Federal do Rio De Janeiro COPPE/EE/IF, Rio de Janeiro, Brazil; (c)Universidade Federal de Sao Joao del Rei (UFSJ), Sao Joao del Rei, Brazil; (b)Instituto de Fisica, Universidade de Sao Paulo, Sao Paulo, Brazil
- 79 KEK, High Energy Accelerator Research Organization, Tsukuba, Japan
- 80 Graduate School of Science, Kobe University, Kobe, Japan
- 81 (a)Faculty of Physics and Applied Computer Science, AGH University of Science and Technology, Krakow, Poland; (b)Marian Smoluchowski Institute of Physics, Jagiellonian University, Krakow, Poland
- 82 Institute of Nuclear Physics Polish Academy of Sciences, Krakow, Poland
- 83 Faculty of Science, Kyoto University, Kyoto, Japan
- 84 Kyoto University of Education, Kyoto, Japan
- 85 Research Center for Advanced Particle Physics and Department of Physics, Kyushu University, Fukuoka, Japan
- 86 Instituto de Física La Plata, Universidad Nacional de La Plata and CONICET, La Plata, Argentina
- 87 Physics Department, Lancaster University, Lancaster, UK
- 88 Oliver Lodge Laboratory, University of Liverpool, Liverpool, UK
- 89 Department of Experimental Particle Physics, Jožef Stefan Institute, Ljubljana, Slovenia
- 90 School of Physics and Astronomy, Queen Mary University of London, London, UK
- 91 Department of Physics, Royal Holloway University of London, Egham, UK
- 92 Department of Physics and Astronomy, University College London, London, UK
- 93 Louisiana Tech University, Ruston, LA, USA
- 94 Fysiska Institutionen, Lunds Universitet, Lund, Sweden
- 95 Centre de Calcul de l'Institut National de Physique Nucléaire et de Physique des Particules (IN2P3), Villeurbanne, France
- 96 Departamento de Física Teórica C-15 and CIAFF, Universidad Autónoma de Madrid, Madrid, Spain
- 97 Institut für Physik, Universität Mainz, Mainz, Germany
- 98 School of Physics and Astronomy, University of Manchester, Manchester, UK
- 99 CPPM, Aix-Marseille Université, CNRS/IN2P3, Marseille, France
- 100 Department of Physics, University of Massachusetts, Amherst, MA, USA
- 101 Department of Physics, McGill University, Montreal, QC, Canada
- 102 School of Physics, University of Melbourne, Melbourne, VIC, Australia
- 103 Department of Physics, University of Michigan, Ann Arbor, MI, USA
- 104 Department of Physics and Astronomy, Michigan State University, East Lansing, MI, USA
- 105 B.I. Stepanov Institute of Physics, National Academy of Sciences of Belarus, Minsk, Belarus

- 106 Research Institute for Nuclear Problems of Byelorussian State University, Minsk, Belarus
- 107 Group of Particle Physics, University of Montreal, Montreal, QC, Canada
- 108 P.N. Lebedev Physical Institute of the Russian Academy of Sciences, Moscow, Russia
- 109 Institute for Theoretical and Experimental Physics (ITEP), Moscow, Russia
- 110 National Research Nuclear University MEPhI, Moscow, Russia
- 111 D.V. Skobeltsyn Institute of Nuclear Physics, M.V. Lomonosov Moscow State University, Moscow, Russia
- 112 Fakultät für Physik, Ludwig-Maximilians-Universität München, Munich, Germany
- 113 Max-Planck-Institut für Physik (Werner-Heisenberg-Institut), Munich, Germany
- 114 Nagasaki Institute of Applied Science, Nagasaki, Japan
- 115 Graduate School of Science and Kobayashi-Maskawa Institute, Nagoya University, Nagoya, Japan
- 116 Department of Physics and Astronomy, University of New Mexico, Albuquerque, NM, USA
- 117 Institute for Mathematics, Astrophysics and Particle Physics, Radboud University Nijmegen/Nikhef, Nijmegen, The Netherlands
- 118 Nikhef National Institute for Subatomic Physics, University of Amsterdam, Amsterdam, The Netherlands
- 119 Department of Physics, Northern Illinois University, DeKalb, IL, USA
- 120 (a) Budker Institute of Nuclear Physics, SB RAS, Novosibirsk, Russia; (b) Novosibirsk State University, Novosibirsk, Russia
- 121 Department of Physics, New York University, New York, NY, USA
- 122 Ohio State University, Columbus, OH, USA
- 123 Faculty of Science, Okayama University, Okayama, Japan
- 124 Homer L. Dodge Department of Physics and Astronomy, University of Oklahoma, Norman, OK, USA
- 125 Department of Physics, Oklahoma State University, Stillwater, OK, USA
- 126 Palacký University, RCPTM, Joint Laboratory of Optics, Olomouc, Czech Republic
- 127 Center for High Energy Physics, University of Oregon, Eugene, OR, USA
- 128 LAL, Université Paris-Sud, CNRS/IN2P3, Université Paris-Saclay, Orsay, France
- 129 Graduate School of Science, Osaka University, Osaka, Japan
- 130 Department of Physics, University of Oslo, Oslo, Norway
- 131 Department of Physics, Oxford University, Oxford, UK
- 132 LPNHE, Sorbonne Université, Paris Diderot Sorbonne Paris Cité, CNRS/IN2P3 Paris, France
- 133 Department of Physics, University of Pennsylvania, Philadelphia, PA, USA
- 134 Konstantinov Nuclear Physics Institute of National Research Centre “Kurchatov Institute”, PNPI, St. Petersburg, Russia
- 135 Department of Physics and Astronomy, University of Pittsburgh, Pittsburgh, PA, USA
- 136 (a) Laboratório de Instrumentação e Física Experimental de Partículas-LIP, Lisbon, Portugal; (b) Departamento de Física, Faculdade de Ciências, Universidade de Lisboa, Lisbon, Portugal; (c) Departamento de Física, Universidade de Coimbra, Coimbra, Portugal; (d) Centro de Física Nuclear da Universidade de Lisboa, Lisbon, Portugal; (e) Departamento de Física, Universidade do Minho, Braga, Portugal; (f) Departamento de Física Teórica y del Cosmos, Universidad de Granada, Granada, Spain; (g) Dep Física and CEFITEC of Faculdade de Ciências e Tecnologia, Universidade Nova de Lisboa, Caparica, Portugal
- 137 Institute of Physics, Academy of Sciences of the Czech Republic, Prague, Czech Republic
- 138 Czech Technical University in Prague, Prague, Czech Republic
- 139 Faculty of Mathematics and Physics, Charles University, Prague, Czech Republic
- 140 State Research Center Institute for High Energy Physics, NRC KI, Protvino, Russia
- 141 Particle Physics Department, Rutherford Appleton Laboratory, Didcot, UK
- 142 DRF/IRFU, CEA Saclay, Gif-sur-Yvette, France
- 143 Santa Cruz Institute for Particle Physics, University of California Santa Cruz, Santa Cruz, CA, USA
- 144 (a) Departamento de Física, Pontificia Universidad Católica de Chile, Santiago, Chile; (b) Departamento de Física, Universidad Técnica Federico Santa María, Valparaíso, Chile
- 145 Department of Physics, University of Washington, Seattle, WA, USA
- 146 Department of Physics and Astronomy, University of Sheffield, Sheffield, UK
- 147 Department of Physics, Shinshu University, Nagano, Japan
- 148 Department Physik, Universität Siegen, Siegen, Germany
- 149 Department of Physics, Simon Fraser University, Burnaby, BC, Canada
- 150 SLAC National Accelerator Laboratory, Stanford, CA, USA

- 151 Physics Department, Royal Institute of Technology, Stockholm, Sweden
  - 152 Departments of Physics and Astronomy, Stony Brook University, Stony Brook, NY, USA
  - 153 Department of Physics and Astronomy, University of Sussex, Brighton, UK
  - 154 School of Physics, University of Sydney, Sydney, Australia
  - 155 Institute of Physics, Academia Sinica, Taipei, Taiwan
  - 156 Academia Sinica Grid Computing, Institute of Physics, Academia Sinica, Taipei, Taiwan
  - 157 <sup>(a)</sup>E. Andronikashvili Institute of Physics, Iv. Javakhishvili Tbilisi State University, Tbilisi, Georgia; <sup>(b)</sup>High Energy Physics Institute, Tbilisi State University, Tbilisi, Georgia
  - 158 Department of Physics, Technion: Israel Institute of Technology, Haifa, Israel
  - 159 Raymond and Beverly Sackler School of Physics and Astronomy, Tel Aviv University, Tel Aviv, Israel
  - 160 Department of Physics, Aristotle University of Thessaloniki, Thessaloniki, Greece
  - 161 International Center for Elementary Particle Physics and Department of Physics, University of Tokyo, Tokyo, Japan
  - 162 Graduate School of Science and Technology, Tokyo Metropolitan University, Tokyo, Japan
  - 163 Department of Physics, Tokyo Institute of Technology, Tokyo, Japan
  - 164 Tomsk State University, Tomsk, Russia
  - 165 Department of Physics, University of Toronto, Toronto, ON, Canada
  - 166 <sup>(a)</sup>TRIUMF, Vancouver, BC, Canada; <sup>(b)</sup>Department of Physics and Astronomy, York University, Toronto, ON, Canada
  - 167 Division of Physics and Tomonaga Center for the History of the Universe, Faculty of Pure and Applied Sciences, University of Tsukuba, Tsukuba, Japan
  - 168 Department of Physics and Astronomy, Tufts University, Medford, MA, USA
  - 169 Department of Physics and Astronomy, University of California Irvine, Irvine, CA, USA
  - 170 Department of Physics and Astronomy, University of Uppsala, Uppsala, Sweden
  - 171 Department of Physics, University of Illinois, Urbana, IL, USA
  - 172 Instituto de Física Corpuscular (IFIC), Centro Mixto Universidad de Valencia - CSIC, Valencia, Spain
  - 173 Department of Physics, University of British Columbia, Vancouver, BC, Canada
  - 174 Department of Physics and Astronomy, University of Victoria, Victoria, BC, Canada
  - 175 Fakultät für Physik und Astronomie, Julius-Maximilians-Universität Würzburg, Würzburg, Germany
  - 176 Department of Physics, University of Warwick, Coventry, UK
  - 177 Waseda University, Tokyo, Japan
  - 178 Department of Particle Physics, Weizmann Institute of Science, Rehovot, Israel
  - 179 Department of Physics, University of Wisconsin, Madison, WI, USA
  - 180 Fakultät für Mathematik und Naturwissenschaften, Fachgruppe Physik, Bergische Universität Wuppertal, Wuppertal, Germany
  - 181 Department of Physics, Yale University, New Haven, CT, USA
  - 182 Yerevan Physics Institute, Yerevan, Armenia
  - 183 Department of Physics, University of Ljubljana, Ljubljana, Slovenia
- <sup>a</sup> Also at Borough of Manhattan Community College, City University of New York, New York, USA
  - <sup>b</sup> Also at Centre for High Performance Computing, CSIR Campus, Rosebank, Cape Town, South Africa
  - <sup>c</sup> Also at CERN, Geneva, Switzerland
  - <sup>d</sup> Also at CPPM, Aix-Marseille Université, CNRS/IN2P3, Marseille, France
  - <sup>e</sup> Also at Departament de Física de la Universitat Autònoma de Barcelona, Barcelona, Spain
  - <sup>f</sup> Also at Departamento de Física Teórica y del Cosmos, Universidad de Granada, Granada, Spain
  - <sup>g</sup> Also at Departement de Physique Nucléaire et Corpusculaire, Université de Genève, Geneva, Switzerland
  - <sup>h</sup> Also at Department of Financial and Management Engineering, University of the Aegean, Chios, Greece
  - <sup>i</sup> Also at Department of Physics and Astronomy, University of Louisville, Louisville, KY, USA
  - <sup>j</sup> Also at Department of Physics and Astronomy, University of Sheffield, Sheffield, UK
  - <sup>k</sup> Also at Department of Physics, California State University, Fresno, CA, USA
  - <sup>l</sup> Also at Department of Physics, California State University, Sacramento, CA, USA
  - <sup>m</sup> Also at Department of Physics, King's College London, London, UK
  - <sup>n</sup> Also at Department of Physics, Nanjing University, Nanjing, China
  - <sup>o</sup> Also at Department of Physics, St. Petersburg State Polytechnical University, St. Petersburg, Russia
  - <sup>p</sup> Also at Department of Physics, Stanford University, Stanford, CA, USA

- <sup>q</sup> Also at Department of Physics, University of Fribourg, Fribourg, Switzerland
- <sup>r</sup> Also at Department of Physics, University of Michigan, Ann Arbor, MI, USA
- <sup>s</sup> Also at Dipartimento di Fisica E. Fermi, Università di Pisa, Pisa, Italy
- <sup>t</sup> Also at Faculty of Physics, M.V. Lomonosov Moscow State University, Moscow, Russia
- <sup>u</sup> Also at Georgian Technical University (GTU), Tbilisi, Georgia
- <sup>v</sup> Also at Giresun University, Faculty of Engineering, Giresun, Turkey
- <sup>w</sup> Also at Graduate School of Science, Osaka University, Osaka, Japan
- <sup>x</sup> Also at Hellenic Open University, Patras, Greece
- <sup>y</sup> Also at Horia Hulubei National Institute of Physics and Nuclear Engineering, Bucharest, Romania
- <sup>z</sup> Also at II Physikalisches Institut, Georg-August-Universität Göttingen, Göttingen, Germany
- <sup>aa</sup> Also at Institutio Catalana de Recerca i Estudis Avancats, ICREA, Barcelona, Spain
- <sup>ab</sup> Also at Institut de Física d'Altes Energies (IFAE), Barcelona Institute of Science and Technology, Barcelona, Spain
- <sup>ac</sup> Also at Institute for Mathematics, Astrophysics and Particle Physics, Radboud University Nijmegen/Nikhef, Nijmegen, The Netherlands
- <sup>ad</sup> Also at Institute for Nuclear Research and Nuclear Energy (INRNE) of the Bulgarian Academy of Sciences, Sofia, Bulgaria
- <sup>ae</sup> Also at Institute for Particle and Nuclear Physics, Wigner Research Centre for Physics, Budapest, Hungary
- <sup>af</sup> Also at Institute of Particle Physics (IPP), Victoria, Canada
- <sup>ag</sup> Also at Institute of Physics, Academia Sinica, Taipei, Taiwan
- <sup>ah</sup> Also at Institute of Physics, Azerbaijan Academy of Sciences, Baku, Azerbaijan
- <sup>ai</sup> Also at Institute of Theoretical Physics, Ilia State University, Tbilisi, Georgia
- <sup>aj</sup> Also at LAL, Université Paris-Sud, CNRS/IN2P3, Université Paris-Saclay, Orsay, France
- <sup>ak</sup> Also at Louisiana Tech University, Ruston, LA, USA
- <sup>al</sup> Also at Manhattan College, New York, NY, USA
- <sup>am</sup> Also at Moscow Institute of Physics and Technology State University, Dolgoprudny, Russia
- <sup>an</sup> Also at National Research Nuclear University MEPhI, Moscow, Russia
- <sup>ao</sup> Also at Near East University, Nicosia, North Cyprus, Mersin 10, Turkey
- <sup>ap</sup> Also at Ochadai Academic Production, Ochanomizu University, Tokyo, Japan
- <sup>aq</sup> Also at Physikalisches Institut, Albert-Ludwigs-Universität Freiburg, Freiburg, Germany
- <sup>ar</sup> Also at School of Physics, Sun Yat-sen University, Guangzhou, China
- <sup>as</sup> Also at The City College of New York, New York, NY, USA
- <sup>at</sup> Also at The Collaborative Innovation Center of Quantum Matter (CICQM), Beijing, China
- <sup>au</sup> Also at Tomsk State University, Tomsk, and Moscow Institute of Physics and Technology State University, Dolgoprudny, Russia
- <sup>av</sup> Also at TRIUMF, Vancouver, BC, Canada
- <sup>aw</sup> Also at Università di Napoli Parthenope, Naples, Italy
- <sup>ax</sup> Also at Department of Physics, University of Malaya, Kuala Lumpur, Malaysia
- \*Deceased