

**団体の基礎構造に関する調査
(エストニア)
EE-JIGS コードブック
内部資料**

Cross-national Survey on Civil Society
Organizations and Interest Groups (Estonia)
EE-JIGS Code Book

辻中 豊 編著
2011年3月

— 目次 —

I . 調査の概要	
Summary	iii
Objectives of Survey	iii
The Questionnaire Construction	iii
Target Population/Sampling Frame	iv
Survey Methodology	v
Data Collection	vi
Data Input	vi
Process of the E-JIGS Survey	vii
Data Representation	viii
Differences between J-JIGS and E-JIGS	x
II . 度数分布表	
A Tell us about your organization	
Q1. Where is your organization located?	3
Q2. In what year was your organization founded?	3
Q3. How would you describe your organization?	3
Q4. How many members are there in your organization? If members are groups/organizations, please provide the number of group members and the total number of individual members.	4
A0401 Individual members - year of foundation	4
A0402 Individual members - today	6
A0403 Organization members - year of foundation	7
A0404 Organization members - today	9
A0405 Organization members (individual members) - year of foundation	13
A0406 Organization members (individual members) - today	15
Q5. How many of the following does your organization have?	19
A0501 Employment - Full time	19
A0502 Employment - Part time	20
A0503 Employment - Volunteers	20
Q6. What are the requirements for becoming a member of your organization?	22
A0601 Membership - No specific conditions	22
A0602 Membership - Specific field of industry, business etc	22

A0603 Membership - Occupation	22
A0604 Membership - Position, management experience	22
A0605 Membership - Qualifications, licenses	22
A0606 Membership - Nationality, ethnicity	23
A0607 Membership - Religion	23
A0608 Membership - Other	23
Q7. Which classification best describes your organization?	23
Q8. In which policy fields is your organization active?	24
A0800 Policy interest	24
A0801 Policy interest - Fiscal policies	24
A0802 Policy interest - Central bank's financial policies	25
A0803 Policy interest - Commercial and international trade policies	25
A0804 Policy interest - Industrial promotion policies	25
A0805 Policy interest - Construction and public works policies	25
A0806 Policy interest - Transportation and traffic policies	25
A0807 Policy interest - Communications and information policies	25
A0808 Policy interest - Scientific technology and research development	26
A0809 Policy interest - Local/regional development	26
A0810 Policy interest - Diplomatic policies and international cooperation	26
A0811 Policy interest - National security and defense policies	26
A0812 Policy interest - Crime prevention	26
A0813 Policy interest - Justice and human rights	26
A0814 Policy interest - Education	27
A0815 Policy interest - Gender equality	27
A0816 Policy interest - Local government's administrative policies	27
A0817 Policy interest - Labor unions and labor policies	27
A0818 Policy interest - Agriculture, forestry and fisheries policies	27
A0819 Policy interest - Consumer protection	27
A0820 Policy interest - Environmental, energy or natural resources policies	27
A0821 Policy interest - Healthcare, welfare, medical policies	28
A0822 Policy interest - International exchange, cooperation, aid policies	28
A0823 Policy interest - Academic, cultural, art, sport and leisure policies	28
A0824 Policy interest - Support of other civil society organizations	28
A0825 Policy interest - Other	28
Q9. What are the main purposes and activities of your organization?	28
A0901 Purpose of activities - Providing information to members	28
A0902 Purpose of activities - Economic profit	29

A0903 Purpose of activities - Protecting the standard of living and rights of members	29
A0904 Purpose of activities - Providing education and training opportunities for members	29
A0905 Purpose of activities - Assisting members to receive funds and benefits from the government	29
A0906 Purpose of activities - Providing members with administrative help in obtaining licenses or receiving contracts	29
A0907 Purpose of activities - Making appeals or requests to the government	29
A0908 Purpose of activities - Preparing and distributing information to nonmember individuals/groups/organizations	30
A0909 Purpose of activities - Providing policy recommendations based on your organization's expertise to nonmember individuals/groups/organizations	30
A0910 Purpose of activities - Educating the public to achieve public goals	30
A0911 Purpose of activities - Providing other groups or individuals with funds	30
A0912 Purpose of activities - Providing services to the public for a fee	30
A0913 Purpose of activities - Providing services to the public free of charge	30
A0914 Purpose of activities - Other	31
Q10. Does your group have a legal form?	31
Q11. In which geographic area does your organization conduct its activities?	31
Q12. When policy problems occur in the 'geographic area' indicated in Q11, how much influence does your organization have in solving these problems?	31
Q13. To what extent does your organization agree with the following statements?	32
A1301 The views - The most important evaluation basis for the government is policy efficiency	32
A1302 The views - In public administration, attracting interest groups is more important than efficiency of top-down decision making	32
A1303 The views - Income equality is one of the important goals of the government	32
A1304 The views - The smaller the government intervention in economy, the better	32
A1305 The views - The government provides too much financial aid to inefficient sectors	33
A1306 The views - Leveling the economic gap among regions is an important task of the government	33
A1307 The views - Environment is more important than economic growth	33
A1308 The views - People should have more opportunities to participate in decision-making process of local/national government.	33

A1309 The views - It is inevitable that some individual rights are limited for the sake of national security.	34
A1310 The views - Some authorities of the national government should be transferred to local governments	34
A1311 The views - Government policies reflect public opinion	34
A1312 The views - Companies should make contributions to the development of society rather than just pursuing profits.	34
B Tell us about the relationship between your organization and other groups/organizations	
Q14. Did your organization receive any support from other organization when you were established?	35
Q15. Where does your organization receive information that is necessary for its activities?	35
B1501 Source of information necessary for activities - The first	35
B1502 Source of information necessary for activities - The second	35
B1503 Source of information necessary for activities - The third	36
Q16. Does your organization have any contacts among the following types of individuals?	37
B1601 Personal relationship - Members of the parliament or government	37
B1602 Personal relationship - A chief or a section chief from a department of the national government	37
B1603 Personal relationship - Members of local councils	37
B1604 Personal relationship - County governor/town mayor or their deputies	37
B1605 Personal relationship - Executives of a department of the local government	37
B1606 Personal relationship - Journalists from national media channels	37
B1607 Personal relationship - Local journalists	38
Q17. How would you describe the relationship between your organization and the government?	38
B1701 Relationship with the national government - They authorized our legal status	38
B1702 Relationship with the national government - They give us some administrative guidance	38
B1703 Relationship with the national government - They give us some administrative guidance	38
B1704 Relationship with the national government - We support their policymaking and budget activities	38

B1705 Relationship with the national government - We exchange information with them regarding the conditions of industry and groups	38
B1706 Relationship with the national government - We support implantation of their policies	39
B1707 Relationship with the national government - We send our members to their commissions	39
B1708 Relationship with the national government - We monitor their policies/implementation of policies	39
B1709 Relationship with the national government - We provide positions to their retired government officials	39
B1710 Relationship with the local government - They authorized our legal status	39
B1711 Relationship with the local government - They give us some administrative guidance	39
B1712 Relationship with the local government - They give us some administrative guidance	40
B1713 Relationship with the local government - We support their policymaking and budget activities	40
B1714 Relationship with the local government - We exchange information with them regarding the conditions of industry and groups	40
B1715 Relationship with the local government - We support implantation of their policies	40
B1716 Relationship with the local government - We send our members to their commissions	40
B1717 Relationship with the local government - We monitor their policies/implementation of policies	40
B1718 Relationship with the local government - We provide positions to their retired government officials	41

Q18. When your organization makes requests “directly” to the governments, how often do you approach the following people (by personal visit, phone calls, etc.)? 41

B1801 Direct lobbying today - Ministers, government officials of higher ranks in ministries	41
B1802 Direct lobbying today - Government officials of lower ranks in ministries	41
B1803 Direct lobbying today - Mayor/Governor	41
B1804 Direct lobbying today - Government officials of higher ranks in the local government	42
B1805 Direct lobbying 5 years ago - Ministers, government officials of higher ranks in ministries	42
B1806 Direct lobbying 5 years ago - Government officials of lower ranks in ministries	42

B1807 Direct lobbying 5 years ago - Mayor/Governor	42
B1808 Direct lobbying 5 years ago - Government officials of higher ranks in the local government	43
Q19. How often does your group ask the following people to make requests for you “indirectly” to the government?	43
B1901 Indirect lobbying the National government today - Members of Parliament from your electoral district	43
B1902 Indirect lobbying the National government today - Members of Parliament from other electoral districts	43
B1903 Indirect lobbying the National government today - Mayor/Governor or executives of the local government	43
B1904 Indirect lobbying the National government today - Members of local council	44
B1905 Indirect lobbying the National government today - Members of the European parliament	44
B1906 Indirect lobbying the National government today - EU institutions	44
B1907 Indirect lobbying the National government 5 years ago - Members of Parliament from your electoral district	44
B1908 Indirect lobbying the National government 5 years ago - Members of Parliament from other electoral districts	45
B1909 Indirect lobbying the National government 5 years ago - Mayor/Governor or executives of the local government	45
B1910 Indirect lobbying the National government 5 years ago - Members of local council	45
B1911 Indirect lobbying the National government 5 years ago - Members of the European parliament	45
B1912 Indirect lobbying the National government 5 years ago - EU institutions	46
B1913 Indirect lobbying the local government today - Members of local councils	46
B1914 Indirect lobbying the local government today - Members of Parliament	46
B1915 Indirect lobbying the local government today - Members of the European parliament	46
B1916 Indirect lobbying the local government today - EU institutions	47
B1917 Indirect lobbying the local government today - Local influential persons	47
B1918 Indirect lobbying the local government 5 years ago - Members of local councils	47
B1919 Indirect lobbying the local government 5 years ago - Members of Parliament	47
B1920 Indirect lobbying the local government 5 years ago - Members of the European parliament	48
B1921 Indirect lobbying the local government 5 years ago - EU institutions	48
B1922 Indirect lobbying the local government 5 years ago - Local influential persons	48

Q20. When your organization makes requests to political parties listed below, how often do you approach the following parties? 48

B2001 Lobbying political parties today - Estonian Reform Party	48
B2002 Lobbying political parties today - Estonian Centre Party	49
B2003 Lobbying political parties today - Union of Pro Patria and Res Publica	49
B2004 Lobbying political parties today - Social Democratic Party	49
B2005 Lobbying political parties today - Estonian Greens	49
B2006 Lobbying political parties today - People's Union of Estonia	50
B2007 Lobbying political parties today - Party of Estonian Christian Democrats	50
B2008 Lobbying political parties today - Republican Party	50
B2009 Lobbying political parties today - Estonian Independence Party	50
B2010 Lobbying political parties today - Estonian United Left Party	51
B2011 Lobbying political parties today - Russian Party in Estonia	51
B2012 Lobbying political parties 5 years ago - Estonian Reform Party	51
B2013 Lobbying political parties 5 years ago - Estonian Centre Party	51
B2014 Lobbying political parties 5 years ago - Union of Pro Patria and Res Publica	52
B2015 Lobbying political parties 5 years ago - Social Democratic Party	52
B2016 Lobbying political parties 5 years ago - Estonian Greens	52
B2017 Lobbying political parties 5 years ago - People's Union of Estonia	52
B2018 Lobbying political parties 5 years ago - Party of Estonian Christian Democrats	53
B2019 Lobbying political parties 5 years ago - Republican Party	53
B2020 Lobbying political parties 5 years ago - Estonian Independence Party	53
B2021 Lobbying political parties 5 years ago - Estonian United Left Party	53
B2022 Lobbying political parties 5 years ago - Russian Party in Estonia	54

Q21. How often is your organization approached by the following individuals/ organizations regarding issues concerning your activities? 54

B2101 Approach to your organization today - Members of Parliament	54
B2102 Approach to your organization today - The national Government	54
B2103 Approach to your organization today - Members of local councils	54
B2104 Approach to your organization today - Members of local governments	55
B2105 Approach to your organization today - Members of the EU parliament	55
B2106 Approach to your organization today - EU institutions	55
B2107 Approach to your organization 5 years ago - Members of Parliament	55
B2108 Approach to your organization 5 years ago - The national Government	56
B2109 Approach to your organization 5 years ago - Members of local councils	56
B2110 Approach to your organization 5 years ago - Members of local governments	56
B2111 Approach to your organization 5 years ago - Members of the EU parliament	57
B2112 Approach to your organization 5 years ago - EU institutions	57

Q.22 Generally speaking, how much does your organization trust the following individuals/groups/organizations to represent the interests of your organization?	57
B2201 Trust today - Citizens, public opinion	57
B2202 Trust today - Mass media	57
B2203 Trust today - Political parties	58
B2204 Trust today - Members of the parliament	58
B2205 Trust today - The national government	58
B2206 Trust today - Members of local councils	58
B2207 Trust today - Mayors/county governors	58
B2208 Trust today - The courts	59
B2209 Trust today - The EU authorities	59
B2210 Trust today - The European parliament	59
B2211 Trust today - International institutions	59
B2212 Trust today - Scientists/experts	60
B2213 Trust 5 years ago - Citizens, public opinion	60
B2214 Trust 5 years ago - Mass media	60
B2215 Trust 5 years ago - Political parties	60
B2216 Trust 5 years ago - Members of the parliament	61
B2217 Trust 5 years ago - The national government	61
B2218 Trust 5 years ago - Members of local councils	61
B2219 Trust 5 years ago - Mayors/county governors	61
B2220 Trust 5 years ago - The courts	62
B2221 Trust 5 years ago - The EU authorities	62
B2222 Trust 5 years ago - The European parliament	62
B2223 Trust 5 years ago - International institutions	62
B2224 Trust 5 years ago - Scientists/experts	63
Q23. How satisfied is your group with policies of national/local government?	63
B2301 Satisfaction - National policies in general	63
B2302 Satisfaction - Local policies in general	63
B2303 Satisfaction - The EU policies in general	63
B2304 Satisfaction - National policies regarding your organization	64
B2305 Satisfaction - Local policies regarding your group	64
B2306 Satisfaction - The EU policies regarding your group	64
Q24. Is there an organization that represents interests of your organization at the national level?	64

Q25. If you answered “Yes” in Q24, how much influence do you think the organization have on Estonian politics in general?	65
Q26. How much do you think the following groups influence Estonian politics?	65
B2601 Influence on politics in Estonia today - Agricultural organizations	65
B2602 Influence on politics in Estonia today - Economic, business, or employers' organizations	65
B2603 Influence on politics in Estonia today - Trade(labor) organizations	66
B2604 Influence on politics in Estonia today - Educational organizations	66
B2605 Influence on politics in Estonia today - Governmental or administration-related organizations	66
B2606 Influence on politics in Estonia today - Social welfare organizations	67
B2607 Influence on politics in Estonia today - Professional membership organizations	67
B2608 Influence on politics in Estonia today - Political or public affairs organizations	67
B2609 Influence on politics in Estonia today - Community organizations	68
B2610 Influence on politics in Estonia today - Cultural or academic organizations	68
B2611 Influence on politics in Estonia today - Recreational, leisure or sport organizations	68
B2612 Influence on politics in Estonia today - Religious organizations	68
B2613 Influence on politics in Estonia today - Environmental organizations	69
B2614 Influence on politics in Estonia today - Management of dwellings and apartment houses	69
B2615 Influence on politics in Estonia today - Opposition parties	69
B2616 Influence on politics in Estonia today - Coalition parties	70
B2617 Influence on politics in Estonia today - The Parliament	70
B2618 Influence on politics in Estonia today - The national government	70
B2619 Influence on politics in Estonia today - The Courts	71
B2620 Influence on politics in Estonia today - Local Councils	71
B2621 Influence on politics in Estonia today - The local governments	71
B2622 Influence on politics in Estonia today - County governments	72
B2623 Influence on politics in Estonia today - Police	72
B2624 Influence on politics in Estonia today - Organized crime	72
B2625 Influence on politics in Estonia today - Mass media	73
B2626 Influence on politics in Estonia today - Business companies	73
B2627 Influence on politics in Estonia today - Foreign governments	73
B2628 Influence on politics in Estonia today - International organizations	74
B2629 Influence on politics in Estonia today - EU institutions	74
B2630 Influence on politics in Estonia today - EU parliament	74
B2631 Influence on politics in Estonia 5 years ago - Agricultural organizations	74

B2632 Influence on politics in Estonia 5 years ago - Economic, business, or employers' organizations	75
B2633 Influence on politics in Estonia 5 years ago - Trade(labor) organizations	75
B2634 Influence on politics in Estonia 5 years ago - Educational organizations	75
B2635 Influence on politics in Estonia 5 years ago - Governmental or administration-related organizations	76
B2636 Influence on politics in Estonia 5 years ago - Social welfare organizations	76
B2637 Influence on politics in Estonia 5 years ago - Professional membership organizations	76
B2638 Influence on politics in Estonia 5 years ago - Political or public affairs organizations	77
B2639 Influence on politics in Estonia 5 years ago - Community organizations	77
B2640 Influence on politics in Estonia 5 years ago - Cultural or academic organizations	77
B2641 Influence on politics in Estonia 5 years ago - Recreational, leisure or sport organizations	78
B2642 Influence on politics in Estonia 5 years ago - Religious organizations	78
B2643 Influence on politics in Estonia 5 years ago - Environmental organizations	78
B2644 Influence on politics in Estonia 5 years ago - Management of dwellings and apartment houses	79
B2645 Influence on politics in Estonia 5 years ago - Opposition parties	79
B2646 Influence on politics in Estonia 5 years ago - Coalition parties	79
B2647 Influence on politics in Estonia 5 years ago - The Parliament	80
B2648 Influence on politics in Estonia 5 years ago - The national government	80
B2649 Influence on politics in Estonia 5 years ago - The Courts	80
B2650 Influence on politics in Estonia 5 years ago - Local Councils	80
B2651 Influence on politics in Estonia 5 years ago - The local governments	81
B2652 Influence on politics in Estonia 5 years ago - County governments	81
B2653 Influence on politics in Estonia 5 years ago - Police	81
B2654 Influence on politics in Estonia 5 years ago - Organized crime	82
B2655 Influence on politics in Estonia 5 years ago - Mass media	82
B2656 Influence on politics in Estonia 5 years ago - Business companies	82
B2657 Influence on politics in Estonia 5 years ago - Foreign governments	83
B2658 Influence on politics in Estonia 5 years ago - International organizations	83
B2659 Influence on politics in Estonia 5 years ago - EU institutions	83
B2660 Influence on politics in Estonia 5 years ago - EU parliament	84
Q27. How does your organization describe your relationship with the following groups?	84
B2701 Relationship - Agricultural organizations	84

B2702 Relationship - Economic, business, or employers' organizations	84
B2703 Relationship - Trade(labor) organizations	85
B2704 Relationship - Educational organizations	85
B2705 Relationship - Governmental or administration-related organizations	85
B2706 Relationship - Social welfare organizations	86
B2707 Relationship - Professional membership organizations	86
B2708 Relationship - Political or public affairs organizations	86
B2709 Relationship - Community organizations	87
B2710 Relationship - Cultural or academic organizations	87
B2711 Relationship - Recreational, leisure or sport organizations	87
B2712 Relationship - Religious organizations	88
B2713 Relationship - Environmental organizations	88
B2714 Relationship - Management of dwellings and apartment houses	88
B2715 Relationship - Opposition parties	89
B2716 Relationship - Coalition parties	89
B2717 Relationship - The Parliament	89
B2718 Relationship - The central government	89
B2719 Relationship - The Courts	90
B2720 Relationship - Local Councils	90
B2721 Relationship - The local governments	90
B2722 Relationship - County governments	91
B2723 Relationship - Police	91
B2724 Relationship - Organized crime	91
B2725 Relationship - Mass media	92
B2726 Relationship - Business companies	92
B2727 Relationship - Foreign governments	92
B2728 Relationship - International organizations	93
B2729 Relationship - EU institutions	93
B2730 Relationship - EU parliament	93
Q28. Which do you think have been the most effective access points in pursuing your organization's interests?	94
B2801 Political routes today - 1st	94
B2802 Political routes today - 2nd	94
B2803 Political routes today - 3rd	94
B2804 Political routes 5 years ago - 1st	94
B2805 Political routes 5 years ago - 1nd	94
B2806 Political routes 5 years ago - 3rd	95

C. Tell us about your organization's activities

Q29. How often was your organization mentioned in media in the last three years? 95

Q30. How often does the group do the following activities for the general public? 96

C3001 Frequency of activities - Discourses/study groups, small session 96

C3002 Frequency of activities - Public discussions/forums 97

C3003 Frequency of activities - Publication of newsletters 97

C3004 Frequency of activities - Providing information through the internet 97

Q31. Has your organization supported candidates of any of the following parties in recent elections? 97

C3101 Support for political parties in the election 2007 - Estonian Reform Party 97

C3102 Support for political parties in the election 2007 - Estonian Centre Party 98

C3103 Support for political parties in the election 2007 - Union of Pro Patria and Res Publica 98

C3104 Support for political parties in the election 2007 - Social Democratic Party 98

C3105 Support for political parties in the election 2007 - Estonian Greens 98

C3106 Support for political parties in the election 2007 - People's Union of Estonia 98

C3107 Support for political parties in the election 2007 - Party of Estonian Christian Democrats 98

C3108 Support for political parties in the election 2007 - Republican Party 99

C3109 Support for political parties in the election 2007 - Estonian Independence Party 99

C3110 Support for political parties in the election 2007 - Estonian United Left Party 99

C3111 Support for political parties in the election 2007 - Russian Party in Estonia 99

C3112 Support for political parties in the election 2003 - Estonian Reform Party 99

C3113 Support for political parties in the election 2003 - Estonian Centre Party 99

C3114 Support for political parties in the election 2003 - Union for the Republic - Res Publica 100

C3115 Support for political parties in the election 2003 - Pro Patria Union 100

C3116 Support for political parties in the election 2003 - People's Party Moderates 100

C3117 Support for political parties in the election 2003 - Estonian Greens 100

C3118 Support for political parties in the election 2003 - People's Union of Estonia 100

C3119 Support for political parties in the election 2003 - Party of Estonian Christian Democrats 100

C3120 Support for political parties in the election 2003 - United People's party 101

C3121 Support for political parties in the election 2003 - Estonian Independence Party 101

C3122 Support for political parties in the election 2003 - Estonian Social Democratic Labour Party 101

C3123 Support for political parties in the election 2003 - Russian Party in Estonia	101
Q32. Would you try to contact any of the following political parties before the next election?	101
C3201 Support for political parties in the next election - Estonian Reform Party	101
C3202 Support for political parties in the next election - Estonian Centre Party	101
C3203 Support for political parties in the next election - Union of Pro Patria and Res Publica	102
C3204 Support for political parties in the next election - Social Democratic Party	102
C3205 Support for political parties in the next election - Estonian Greens	102
C3206 Support for political parties in the next election - People's Union of Estonia	102
C3207 Support for political parties in the next election - Party of Estonian Christian Democrats	102
C3208 Support for political parties in the next election - Republican Party	102
C3209 Support for political parties in the next election - Estonian Independence Party	102
C3210 Support for political parties in the next election - Estonian United Left Party	103
C3211 Support for political parties in the next election - Russian Party in Estonia	103
C3200C Support for political parties in the next election - Other(s)	103
Q33. During national and local elections, how often does your organization do the following actions?	103
C3301 Lobbying during national elections today - Encourage members to vote for a particular candidate and/or political party	103
C3302 Lobbying during national elections today - Encourage members to appeal to the general public to vote for a particular candidate and/or political party	103
C3303 Lobbying during national elections today - Make financial contributions to a particular candidate and/or political party	104
C3304 Lobbying during national elections today - Provide some staff to a particular candidate and/or political party	104
C3305 Lobbying during national elections today - Encourage members to become a political party candidate	104
C3306 Lobbying during national elections today -	105
C3307 Lobbying during national elections 5 years ago - Encourage members to vote for a particular candidate and/or political party	105
C3308 Lobbying during national elections 5 years ago - Encourage members to appeal to the general public to vote for a particular candidate and/or political party	105
C3309 Lobbying during national elections 5 years ago - Make financial contributions to a particular candidate and/or political party	105
C3310 Lobbying during national elections 5 years ago - Provide some staff to a particular candidate and/or political party	106

C3311 Lobbying during national elections 5 years ago - Encourage members to become a political party candidate	106
C3312 Lobbying during national elections 5 years ago -	106
C3313 Lobbying during local elections today - Encourage members to vote for a particular candidate and/or political party	106
C3314 Lobbying during local elections today - Encourage members to appeal to the general public to vote for a particular candidate and/or political party	107
C3315 Lobbying during local elections today - Make financial contributions to a particular candidate and/or political party	107
C3316 Lobbying during local elections today - Provide some staff to a particular candidate and/or political party	107
C3317 Lobbying during local elections today - Encourage members to become a political party candidate	107
C3318 Lobbying during local elections today - Participate in the selection of candidates	108
C3319 Lobbying during local elections 5 years ago - Encourage members to vote for a particular candidate and/or political party	108
C3320 Lobbying during local elections 5 years ago - Encourage members to appeal to the general public to vote for a particular candidate and/or political party	108
C3321 Lobbying during local elections 5 years ago - Make financial contributions to a particular candidate and/or political party	108
C3322 Lobbying during local elections 5 years ago - Provide some staff to a particular candidate and/or political party	109
C3323 Lobbying during local elections 5 years ago - Encourage members to become a political party candidate	109
C3324 Lobbying during local elections 5 years ago - Participate in the selection of candidates	109
Q34. Does your organization engage in any actions, during the period when national or local government is drawing up its budget?	110
C3401 Lobbying during the budget making in the national government today	110
C3402 Lobbying during the budget making in the local government today	110
C3403 Lobbying during the budget making in the national government 5 years ago	110
C3404 Lobbying during the budget making in the local government 5 years ago	110
Q35. How often does your organization do the following actions when it makes requests or appeals to the government to achieve your political demands?	110
C3501 Lobbying - Collection of signatures	110
C3502 Lobbying - Demonstrations, strike	111
C3503 Lobbying - Public comment	111

C3504 Lobbying - Attend meetings	111
C3505 Lobbying - Ask members to call or send letters/emails to the government	111
C3506 Lobbying - Building of action alliances with other groups	112
C3507 Lobbying - Organize press conference	112
C3508 Lobbying - Take part in drafting of legislative proposal	112
C3509 Lobbying - Provide mass media with information	112
C3510 Lobbying - Express opinion in mass media	113
C3511 Lobbying - Provide technical info, expertise	113
C3512 Lobbying - Send an expert to advisory boards	113
C3513 Lobbying - Contact local governments	113
C3514 Lobbying - Contact local councils	114
C3515 Lobbying - Contact coalition parties	114
C3516 Lobbying - Contact opposition parties	114
C3517 Lobbying - Contact members of the parliament	114
C3518 Lobbying - Contact the EU authorities	115
C3519 Lobbying - Contact the EU parliament	115
C3520 Lobbying - Contact someone who has influence on parties/politics	115
C3521 Lobbying - Petition to EU parliament/court	115

Q36. Has your organization ever succeeded in making the (national/local) governments enact, stop a plan to enact, or modify any specific policy or plan in the past? 116

C3601 Successful experience in enacting a policy in the national government	116
C3602 Successful experience in stopped/modified a policy in the national government	116
C3603 Successful experience in enacting a policy in the local government	116
C3604 Successful experience in stopped/modified a policy in the local government	116

D. Tell us about your group and members.

Q37. How often do members participate in the groups' activities? 116

D3701 Members' participation - Get involved in management or decision-making	116
D3702 Members' participation - Participate in the events or activities	117
D3703 Members' participation - Pay membership fee and give donations	117

Q38. How often do members of your organization communicate with each other? 117

D3801 Communication - Talks and discussions between members and directors	117
D3802 Communication - Talks and discussions among members	117
D3803 Communication - Contact via email mailing list	118
D3804 Communication - Contact via website	118

Q39. How applicable are the following statements to your group?	118
D3901 Adequacy to your organization - The group is managed based on its rules	118
D3902 Adequacy to your organization - The group's decisions are made with members' consensus as much as possible	118
D3903 Adequacy to your organization - The group's activities are inseparable from the founder's ideas	119
D3904 Adequacy to your organization - Organization follows the same principles as when it was founded	119
D3905 Adequacy to your organization - The group's manager presents solutions to problems	119
D3906 Adequacy to your organization - If there is a disagreement among members, we spend lots of time in discussion	120
D3907 Adequacy to your organization - Members understand the groups' purposes and principles very well	120
D3908 Adequacy to your organization - Members share the information within the group	120
Q40. What percentages of members of your organizations have graduated from college?	120
Q41. What are the common occupations among your group members?	121
D4101R Type of employment (%) - Agricultural, forestry, fisheries worker	121
D4102R Type of employment (%) - Employers, Entrepreneurs	122
D4103R Type of employment (%) - Employees	122
D4104R Type of employment (%) - Professional Workers	123
D4105R Type of employment (%) - Pensioners	124
D4106R Type of employment (%) - Housewives	124
D4107R Type of employment (%) - Students	125
D4100CR Type of employment (%) - Other(s)	125
Q42. What are the source of the group's income?	126
D4201R Sources of income (EEK) - Members' fees	126
D4202R Sources of income (EEK) - Subsidies/Grants from the government	126
D4203R Sources of income (EEK) - Revenues from its activities	127
D4204R Sources of income (EEK) - Donations	128
D4205R Sources of income (EEK) - Administration-related services transfer fees	128
Q43. What is your level of education?	129

Q44. Your private relationship with.	129
D4401 Personal relationships - Board of employee associations	129
D4402 Personal relationships - Board of labor/trade associations	129
D4403 Personal relationships - Board of other civic organizations	129
D4404 Personal relationships - Board of political groups/parties	129
D4405 Personal relationships - Chiefs or Section chiefs of the local government	129
D4406 Personal relationships - Members of the Parliament	130
D4407 Personal relationships - Members of local councils	130
D4408 Personal relationships - Mass media	130
D4409 Personal relationships - Scholars, specialists	130

Q45. How would you rate yourself between liberal and conservative?	130
---	------------

Ⅲ. 調査票

・ エストニア語版	135
・ 英語版	153

I . 調査の概要

団体の基礎構造に関する調査
(エストニア)
E-JIGS コードブック
Cross-national Survey on Civil Society Organizations and Interests Groups(Estonia)
E-JIGS Code Book

Summary

Figure 1

Title : Survey on Civil Society Organizations in Estonia(E-JIGS)
Sample Area: Estonia
Target Population: 1662
Sampling Frame: 344
Turn-out Percentage: 20.7%
Survey method: An Internet-based questionnaire survey
Deadline of Data Collection 18 September 2009 ~ 9 December 2009
Project Leader: Professor Yutaka Tsujinaka
Project Adviser: Professor Andres Kasekamp
Survey Conducted by: Daigo Takagi
Sponsored By: University of Tsukuba, Japan, Tartu University, Estonia

Objectives of Survey:

This survey was designed to analyse the basic nature of CSOs and their relationship with the governments and societies in Estonia. It is a part of the JIGS project, an international project named Cross-national Survey on Civil Society led by Prof. Yutaka Tsujinaka, which has already been conducted in 12 countries: Japan, Korea, the U.S.A., Germany, China, Turkey, Russia, Brazil, Philippines, Bangladesh, Uzbekistan and Poland. The survey was undertaken among associations and interest groups active in Estonia from September 2009 until December 2009 as a joint project of the University of Tsukuba (Prof. Yutaka Tsujinaka) and the Tartu University (Prof. Andres Kasekamp). The research was supported by the scheme of ESF DoRa programme activity 5.

The Questionnaire Construction

As a continuation of the JIGS survey, Estonia was decided to become the 12th country of the JIGS project in November 2008. The Estonia-JIGS (E-JIGS) questionnaire was constructed based on the Japan-JIGS survey (J-JIGS) in order to ensure a comparability with Japan and other nations, where JIGS surveys have been already conducted. There were minor changes made for the questionnaire to be more suitable in the Estonian political context as explained in

detail later. Especially, in the process of translation into Estonian we came to realize that several questions were found meaningless or difficult for Estonian CSOs to understand what the questions were intended to ask. That is why we employed an Estonian student who has studied in University of Tsukuba to make a first round of translation and later asked several Estonians knowledgeable enough in specific political terms of use regarding Estonian politics to make double check of the translation to increase accuracy of the translation. The E-JIGS project team would like to show a sincere gratitude to Mr. Raul Allkivi (Ministry of Economic Affairs and Communications), Mr. Alari Rammo (Network of Estonian Nonprofit Organizations (NENO)), Ms. Kadri Ollino (Open Estonia Foundation), and Ms. Monika Reinem (Ministry of Defence).

Target Population/Sampling Frame

The population of the survey was directors (or their designates) of CSOs in Estonia. It is said that the most comprehensive database of CSOs available in Estonia is provided by Central Commercial Register (Äriregister). Äriregister is an online service based on the central database of Estonian registration departments of the courts. The database includes digital data from the commercial register, the register of non-profit associations and foundations and the commercial pledge register. It registers 31400 non-profit organizations and foundations by 10. February 2011. According to a statistical data provided by Statics Estonia (Statistikaamet), a governmental statistics agency, the number of registered non-profit associations and foundations has been in a increasing trend as shown in Figure 2.

Figure 2 The number of non-profit associations and foundations

EMTAK 2008			
	Non-profit association	Foundation	Total
2002	17632	477	21333
2003	19367	545	23144
2004	20858	596	24615
2005	21943	633	25635
2006	22815	669	26426
2007	24241	715	27896
2008	24837	761	28511

*1 The date available from the Eesti Statistika website www.stat.ee

However, we found it inappropriate to use the database of äriregister considering two reasons. Firstly, a few questionnaires surveys targeted at Estonian CSOs have been already by using the database of äriregister. It is reported that not small percentages of CSOs registered in the database turned out to inactive and did not operate. As the database itself does not offer means to differentiate organizations which are active from those which are not, It was easily expected that excluding inactive CSOs out of the database would require more time and

money. Secondly, it was not a realistic way to distinguish whether an organization is active or not provided that the amount of time and a budget allocated to the E-JIGS survey. Although äriregister could provide the most comprehensive database, the E-JIGS survey team took more practical ways to employ a database that would include less inactive organizations.

Therefore, we set target at several companies offering telephone directories available online for free. We picked up “ärikataloog” as considered to be one of the biggest online telephone directories in Estonia and it decided to use it as a target population for the survey.

In close consultation with Prof. Yutaka Tsujinaka and the JIGS project team, following classifications of organizations in “ärikataloog” were targeted. From the first level of classification was chosen “Institutions & Organizations”. The second level of classification were “Assosiations & Organizations” and “(Parties and)Political Organizations”. In the third level of classification, we decided to focus on “Political parties, people’s associations”, “Societies, associations, unions”, “Representations and international organizations” and “Trade unions, professional associations” as shown in the figure 2. The total number of a targeted population was 2445.

Figure 2 A population data from Ärikataloog

Ärikataloog		
	N	%
political parties, people’s associations	81	3.3
Societies, associations, unions	2003	81.9
Representations and international organizations	104	4.3
Trade unions, professional associations	257	10.5
Total	2445	100.0

*Ärikataloog is available online at www.arikataloog.ee

As the target population might have included organizations that fall outside the definition of CSOs such as private companies, we continued to scrutinize it carefully with Mr. Alari Rammo (Network of Estonian Nonprofit Organizations) and Ms. Kadri Ollino (Open Estonia Foundation). Some organizations considered to be private entities were taken out of the database, so the total number of population decreased to 2035.

Survey Methodology

Considering the fact that Estonia has one of the highest Internet penetration rates in the world, it was not difficult to assume that an online questionnaire survey method would guarantee at least as high a turn out rate as a postal questionnaire survey. Moreover, the online questionnaire survey is a much cheaper method than a postal questionnaire survey. Especially, it was possible for us to use services of eFormular for free of charge, which is a unique tool providing possibility for creating electronic forms (formulars) and conducting surveys via the Internet. Thus, we employed the online questionnaire survey and created the online questionnaire form via eFormular. A first version of the questionnaire form was placed

on a trial test in June 2009 before revising it several times to ensure that it worked properly. It was followed by preparation of a cover letter for the survey with a link to the online questionnaire being attached. The letter was emailed to all the targeted CSOs and what the targeted organizations needed to do was to go to the link, which led them to an electronic form of questionnaire popped up on the screen, and click an „send“ button bottom right after they finish answering.

Submission date of the question was set 1 month after the first cover letter being sent out. The second letter was sent as a reminder after the two weeks have past. Nevertheless, the response rate did not increase as we expected. We decided to extend the deadline for submission of the questionnaire. On the submission date, we sent the final letter to express our sincere gratitude to their cooperation with the survey as well as inform those organizations who failed to answer yet in time of extension of the survey up to more two weeks.

Data Collection

The next step was to collect email addresses from all the targeted CSOs as not all of them have registered an email address in the database. Two Estonian students were hired to call organizations and collect as many emails as possible. There were some organizations that we couldn't contact with because of wrong phonenumber. So, we set a rule that if calling 5 times to the phonenumber given in the database did not get to anyone, then it could be considered as an inactive organization and deleted from the database. Also, organizations which do not use an email for their activities, those who clearly refused cooperation and inactive organizations were removed out of the database.

We avoided a summer season to carry the survey because of many directors of CSOs being out of office. It was September when the first letter was sent via an email to the targeted organizations with the link to the questionnaire form. Unfortunately, we found many bounced emails. There were some reasons. At first, some were mailing lists that automatically rejected an email coming from outside of the lists. Secondly, some organizations were not active any more. Thirdly, some organizations have changed an email address. Therefore, three research assistants were employed to carry out the task of calling organizations that bounced the email of the cover letter to replace it with a new active email. Through this process, more organizations that turned out to be inactive were excluded from the target population. The final number of the target population decreased further to 1662.

Data Input

One of the advantages by using an online questionnaire survey is to reduce time of a data input process. SPSS is used for a statistical analysis. Concerning the data, we will move on to prepare for a publication of a codebook which will contain all basic statistical data concerning E-JIGS survey. It will be published in English for an international usage.

Process of the E-JIGS Survey

The deadline of this survey can be divided into two phases. The primary phase is Pre-survey Activities and the secondary phase is Post-survey Activities including data collection. It

Figure 3 Process of the E-JIGS survey

Pre-survey Activities	Date/Period
Inception of Survey	January 2009
Making Sampling Listing	January 2009
Improving the questionnaire translation	March 2009
Methodology Preparation	April 2009
Constructing Web	April ~ May 2009
Finalizing methodology and Sampling Listings	May 2009
Summer holidays(avoided)	

Post-survey Activities	
Data Collection	September ~ December 2009
Data Input	November ~ December 2009
Documentation	February 2011
Data Cleaning and Editing	February 2011
Codebook writing	February 2011

Data Representation

The result of E-JIGS survey successfully represents the Estonian CSOs. Figure 3 shows the number of CSOs by county. Harju county, where the capital of Estonia Tallinn is situated, occupies nearly half of the total CSOs while Tartu county, where Tartu is the second biggest city in Estonia. The percentages of CSOs by county of the E-JIGS survey is almost close to what äriregister shows.

Figure 4 The number of CSOs by country

Äriregister			E-JIGS	
County		(%)		(%)
Harju county	14153	45.1%	160	46.5%
Hiiu county	337	1.1%	7	2.0%
Ida-Viru county	3027	9.6%	12	3.5%
Järva county	745	2.4%	20	5.8%
Jõgeva county	589	1.9%	15	4.4%
Lääne county	770	2.5%	12	3.5%
Lääne-Viru county	1404	4.5%	11	3.2%
Pärnu county	1846	5.9%	12	3.5%
Põlva county	568	1.8%	4	1.2%
Rapla county	805	2.6%	7	2.0%
Saare county	964	3.1%	11	3.2%
Tartu county	3706	11.8%	39	11.3%
Valga county	700	2.2%	4	1.2%
Viljandi county	984	3.1%	17	4.9%
Võru county	802	2.6%	13	3.8%
Total	31400	100.0%	344	100.0%

*1 Data from Statistics Estonia, the E-JIGS survey

In äriregister, main activity of CSOs is determined according to the structure of EMTAK. EMTAK is a classification of Estonian economic activities, administered by the Centre of Registers and Information Systems. EMTAK is the local Estonian version of the internationally harmonised NACE classification. It is structured hierarchically and is divided into five levels. The first four levels correspond to NACE and the fifth level is purely local, developed on the basis of the specific characteristics of Estonian economy and the respective legislation. As the structure of EMTAK is hierarchical, the user should move step-by-step towards the activity code of the final level. In the E-JIGS survey, we asked an organization to choose one classification that describes itself the best. Figure 5 shows the number of CSOs by main activity. To compare with the target group of CSOs in the E-JIGS survey, organizations who belong to “Activity of membership organizations”, the EMTAK code 94 were chosen¹. The code 94995 “Associations

¹ This division includes activities of organizations representing interests of special groups or promoting ideas to the general public. These organisations usually have a constituency of members, but their activities may involve and benefit non-members as well. The primary breakdown of this division is determined by the purpose that these organisations serve, namely interests of

and foundations for the purpose of cultural and educational development, cultural, recreational activity and entertainment” is the largest activity area of CSOs in Estonia according to äriregister. The result of E-JIGS survey also represents the same trend, although the E-JIGS survey has shown larger percentages of Agricultural organizations and trade organizations.

Figure 5 The number of CSOs by main activity

	EMTAK Main activity		(%)	E-JIGS Category		(%)
94110	Activities of business, employers and professional membership organisations	3	0.0%	Agricultural organization	26	7.6%
94111	Activities of agricultural organization, unions, horticultural and apicultural organizations	225	2.0%	Economic, Business, or Employers organization	18	5.2%
94119	Activities of other enterprises and employers organizations	632	5.6%			
94120	Activities of professional membership organisations	5	0.0%	Professional membership organizations	38	11.0%
94121	Activities of professional membership organisations	98	0.9%			
94129	Activities of other professional membership organisations	898	7.9%			
94200	Activities of trade unions	46	0.4%	Trade organizations	24	7.0%
94201	Activities of trade unions	320	2.8%			
94910	Activities of religious organizations	7	0.1%	Religious organization	2	0.6%
94911	Activities of churches, congregations and monasteries	492	4.3%			
94919	Activities of other religious organizations and unions	190	1.7%			
94920	Activities of political organizations	1	0.0%	Political or public affairs organization	4	1.2%
94921	Activities of parties	13	0.1%			
94929	Activities of other political organizations	25	0.2%			
94990	Activities of other membership organizations n.e.c.	15	0.1%	Community organization	59	17.2%
94991	Activities of civic betterment and community facility support, special group protection activities	606	5.3%	Governmental or administration-related organizations	8	2.3%
94992	Associations and foundations for the purpose of regional/local life development and support	1798	15.8%	Social Welfare organizations	32	9.3%
94993	Associations and foundations for the purpose of youth and children welfare development	729	6.4%	Educational organizations	36	10.5%
94994	Ethnic minorities organizations and cultural societies, associations for the purpose of integrity and friendship between nations	366	3.2%	Recreational, leisure or sport organization	15	4.4%
94995	Associations and foundations for the purpose of cultural and educational development, cultural, recreational activity and entertainment	2996	26.3%	Academic or cultural organization	30	8.7%
94996	Associations for the purpose of environmental and ecological protection	631	5.5%	Environmental organization	9	2.6%
94997	Associations and unions of the people with health disorders; associations and unions of disabled people	390	3.4%	Others	43	12.5%
94999	Activities of other membership organisations n.e.c.	886	7.8%			
		11372	100.0%		344	100.0%

employers, self-employed individuals and the scientific community (group 94.1), interests of employees (group 94.2) or promotion of religious, political, cultural, educational or recreational ideas and activities (group 94.9).

Differences between J-JIGS and E-JIGS

J-JIGS	E-JIGS		Differences
Q1	Q1	○	---
Q2	Q2	○	---
Q3	Q3	○	---
Q4	Q4	○	---
Q5	Q5	○	---
Q6	Q6	△	「特定の地位や役職についている」 To hold certain positions/have a management experience
Q7	Q7	×	See table 1 Categories of organization
Q8	Q8	△	See table 2 Policy Interest
Q9	Q9	○	---
Q10	Q10	○	---
Q11	Q11	×	See table 3 Geographic Area of Activity
Q12	Q12	○	---
Q13	Q13	△	Japan: 「能率」 "top-down decision making" 「非効率な部分を保護」 . provides too much help with money for the inefficient sectors
Q14	Q14	○	---
Q15	Q15	×	See table 4 Information sources
Q16	Q16	□	「新聞記者」、「テレビ放送記者」 →Journalists from national media channels, Local journalists
Q17	Q17	△	「団体や業界の事情」、「regarding our field」
Q18	Q18	△	E-JIGS: officials of higher/lower ranks in the governments
Q19	Q19	×	E-JIGS: "Members of the European Parliament", "EU authorities" is added
Q20	Q20	□	Different names of political parties

Q21	Q21	×	E-JIGS : “Members of the European parliament”, “European institutions” is added”
Q22	Q22	×	See table 5 Trust
Q23	Q23	×	E-JIGS : European level is added
Q24	Q24	○	---
Q25	Q25	○	---
Q26	Q26	×	See table 6 Influence & Relationship
Q27	Q27	×	See table 6 Influence & Relationship
-	Q28	-	
Q28	Q29	○	---
Q29	Q30	○	---
Q30	Q31	□	Different names of political parties
Q31	Q32	□	Different names of political parties
Q32	Q33	△	E-JIGS: asked an involvement with a particular candidate and/or political party in an election
Q33	Q34	○	---
Q34	Q35	○	---
Q35	Q36	×	See table 7 Lobbying activities
Q36	Q37	○	---
Q37	Q38	○	---
Q38	Q39	×	J-JIGS: 「団体の活動を行うには、専門的な知識や技能が必要」 is deleted
Q39	Q40	○	---
Q40	Q41	○	---
Q41	Q42	○	---
Q42	Q43	×	J-JIGS : 大学院, E-JIGS : MA, PhD
Q43	Q44	×	E-JIGS : 町内会・自治会役員 is deleted

Q44	Q45	○	---
-----	-----	---	-----

*Each symbol represents as followed."○" = no difference between J-JIGS and E-JIGS. "△"=Almost the same as J-JIGS with a slight difference on expression, "□"= Adjusted question to fit in an Estonian situation. "×" = Difference between J-JIGS and E-JIGS.

Table 1 Categories of organization (Q7)

J-JIGS	E-JIGS
1. 農林水産業団体	1. Agricultural organization
2. 経済・業界団体	2. Economic, business, or employers' organization
3. 労働団体	3. Trade(labor) organization
4. 教育団体	4. Educational organization
5. 行政関係団体	5. Governmental or administration-related organizations
6. 福祉団体	6. Social welfare organization
7. 専門家団体	7. Professional membership organization
8. 政治団体	8. Political or public affairs organization
9. 市民団体	9. Community organization
10. 学術・文化団体	10. Academic or cultural organization
11. 趣味・スポーツ団体	11. Recreational, leisure or sport organization
12. 宗教団体	12. Religious organization
13. その他	13. Environmental organization 14. Management of dwellings and apartment houses 15. Other, specify:

Table2: Policy Interest (Q8)

J-JIGS	E-JIGS
1. 財政政策	1. Fiscal policies

2. 金融政策	2. Central bank's financial policies
3. 通商政策	3. Commercial and international trade policies
4. 業界の産業振興政策	4. Industrial promotion policies
5. 土木・建設・公共事業政策	5. Construction and public works policies
6. 運輸・交通政策	6. Transportation and traffic policies
7. 通信・情報政策	7. Communications and information policies
8. 科学技術政策	8. Scientific technology and research development
9. 地域開発政策	9. Local/regional development
10. 外交政策	10. Diplomatic policies and international cooperation
11. 平和・安全保障政策	11. National security and defense policies
12. 治安政策	12. Crime prevention
13. 司法・人権政策	13. Justice and human rights
14. 教育政策	14. Education
15. 女性政策	15. Gender equality
16. 地方行政政策	16. Local government's administrative policies
17. 労働政策	17. Labor unions and labor policies
18. 農業・林業・水産政策	18. Agriculture, fishery and forestry policies
19. 消費者政策	19. Consumer protection
20. 環境政策	20. Environmental, energy or natural resources policies
21. 厚生・福祉・医療政策	21. Healthcare, welfare, medical policies
22. 国際交流・協力・援助政策	22. International exchange, cooperation, aid policies
23. 文教・学術・スポーツ政策	23. Academic, cultural, art, sport and leisure policies
24. 団体支援政策	24. Support of other civil society organizations
25. その他	25. Other, specify:

Table3: Geographic Area of Activity (Q11)

1. 市町村レベル	1. Local level(City or Parish)
2. 都道府県レベル	2. County Level
3. 複数県にまたがる広域圏レベル	3. Several counties level
4. 日本全国レベル	4. National level
---	5. EU level
5. 世界レベル	6. International level

Table 4 Information sources

J-JIGS	E-JIGS
1. 中央省庁	1.The national government, ministries
2. 政党	2.Political parties
3. 自治体	3.Local governments
	4.Members of the Parliament
4. 地方議員	5.Members of local councils
	6.The EU authorities
	7.Members of the EU parliament
5. 学者・専門家	8.Scholars in the academia or professionals
6. 企業	15.Business companies
7. マスメディア関係者	9.Mass Media in general
8. 専門紙・業界紙関係者	10Specialized newspapers/sources
9. 系列団体	13.Other domestic organizations with similar interests
10. 協力団体	
11. あなたの団体の会員	14.Members of your organization

1 2. NPO	---
1 3. 町内会・自治会	---
1 4. その他	11 Foreign governments
	12. Foreign NGOs, think-tanks etc.
	16. Others

Table 5 Trust

国会議員・政党	Political parties
	Members of the parliament
中央省庁	The national government
地方議員・政党	Members of local councils
自治体の首長	Mayors/ county governors
自治体	
裁判所	The courts
マスメディア	Mass media
世論	Citizens, public opinion
国際機関	International institutions
---	Scientists/experts
	The EU authorities
	The European parliament

Table 6 Influence & Relationship

農林水産業団体	Agricultural organization
経済・業界団体	Economic, business, or employers' organization
労働団体	Trade(labor) organization
教育団体	Educational organization

行政関係団体	Governmental or administration-related organizations
福祉団体	Social welfare organization
専門家団体	Professional membership organization
政治団体	Political or public affairs organization
市民団体	Community organization
学術・文化団体	Academic or cultural organization
趣味・スポーツ団体	Recreational, leisure or sport organization
宗教団体	Religious organization
---	Environmental organization
	Management of dwellings and apartment houses
町内会・自治会	---
首相官邸	The national government
与党	Coalition parties
野党	Opposition parties
都道府県	County governments
市町村	The local governments
裁判所	The Courts
警察	Police
大企業	Business companies
マスメディア	Mass media
暴力団	Organized Crime
外国政府	Foreign governments
国際機関	International organizations
外国の団体	---
---	Local Councils
	EU institutions

	EU parliament
--	---------------

Table 7 Lobbying activities

与党との接触（電話、会見など）	Contact coalition parties
野党との接触（電話、会見など）	Contact opposition parties
中央省庁との接触	---
自治体との接触	Contact local governments
	Contact local councils
政党や行政に発言力を持つ人との接触	Contact someone who has influence on parties/politics
---	Contact the EU authorities
	Contact the EU parliament
---	Contact members of the parliament
政党や行政の法案作成の支援	Take part in drafting of legislative proposal
技術的、専門的情報や知識の提供	Provide technical info, expertise
パブリック・コメント	Public comment
手紙、電話、電子メールなどで働きかけるよう 会見に要請	Ask members to call or send letters/emails to the government
請願のための署名	Collection of signatures
集会への参加	Attend meetings
直接的行動（デモ、ストライキなど）	Demonstrations, strike
マスメディアへの情報提供	Provide mass media with information
記者会見による立場表明	Organize press conference
意見広告の掲載（テレビ、新聞、雑誌）	Express opinion in mass media
他団体との連合の形成	Building of action alliances with other groups
---	Send an expert to advisory boards
	Petition to EU parliament/court

II. 度数分布表

Q1. Where is your organization located?

A0101 Location (Country)

	度数	パーセント	有効パーセント	累積パーセント
Harju	160	46.5	46.5	46.5
Hiiu	7	2.0	2.0	48.5
Ida-Viru	12	3.5	3.5	52.0
Järva	20	5.8	5.8	57.8
Jõgeva	15	4.4	4.4	62.2
Lääne-Viru	11	3.2	3.2	65.4
Lääne	12	3.5	3.5	68.9
Pärnu	12	3.5	3.5	72.4
Põlva	4	1.2	1.2	73.5
Rapla	7	2.0	2.0	75.6
Saare	11	3.2	3.2	78.8
Tartu	39	11.3	11.3	90.1
Võru	13	3.8	3.8	93.9
Valga	4	1.2	1.2	95.1
Viljandi	17	4.9	4.9	100.0
合計	344	100.0	100.0	

Q2. In what year was your organization founded?

		A0101R Location (Country)		合計	
		Harju Country	Other		
A0200R Year of foundation	<= 1900	度数	0	3	3
		%	.0%	1.7%	.9%
	1901 - 1910	度数	1	0	1
		%	.6%	.0%	.3%
	1911 - 1920	度数	3	0	3
		%	1.9%	.0%	.9%
	1921 - 1930	度数	4	2	6
		%	2.6%	1.1%	1.8%
	1941 - 1950	度数	1	0	1
		%	.6%	.0%	.3%
	1951 - 1960	度数	1	1	2
		%	.6%	.6%	.6%
	1961 - 1970	度数	1	0	1
		%	.6%	.0%	.3%
	1981 - 1990	度数	20	24	44
		%	12.8%	13.3%	13.1%
	1991 - 2000	度数	83	90	173
		%	53.2%	49.7%	51.3%
	2001+	度数	42	61	103
		%	26.9%	33.7%	30.6%
合計		度数	156	181	337
		%	100.0%	100.0%	100.0%

Q3. How would you describe your organization?

		A0101R Location (Country)		合計	
		Harju Country	Other		
A0300 Type of organization	Headquarters of an organization with branches elsewhere	度数	32	19	51
		%	20.0%	10.3%	14.8%
	An intermediary organization with an upper organization and subgroups	度数	5	9	14
		%	3.1%	4.9%	4.1%

One of the branches of a larger organization	度数 %	12 7.5%	21 11.4%	33 9.6%
A group without any subgroups below or headquarters above	度数 %	84 52.5%	113 61.4%	197 57.3%
A branch or facility of an organization	度数 %	11 6.9%	5 2.7%	16 4.7%
Other	度数 %	16 10.0%	17 9.2%	33 9.6%
合計	度数 %	160 100.0%	184 100.0%	344 100.0%

Q4. How many members are there in your organization? If members are groups/organizations, please provide the number of group members and the total number of individual members.

A0401 Individual members - year of foundation

		A0101R Location(Country)		合計	
		Harju Country	Other		
A0401 Individual members - year of foundation	0	度数 %	14 11.6%	8 5.1%	22 7.9%
	2	度数 %	7 5.8%	7 4.5%	14 5.0%
	3	度数 %	4 3.3%	9 5.7%	13 4.7%
	4	度数 %	5 4.1%	13 8.3%	18 6.5%
	5	度数 %	2 1.7%	10 6.4%	12 4.3%
	6	度数 %	0 .0%	4 2.5%	4 1.4%
	7	度数 %	4 3.3%	8 5.1%	12 4.3%
	8	度数 %	2 1.7%	6 3.8%	8 2.9%
	9	度数 %	0 .0%	4 2.5%	4 1.4%
	10	度数 %	5 4.1%	10 6.4%	15 5.4%
	11	度数 %	4 3.3%	4 2.5%	8 2.9%
	12	度数 %	4 3.3%	4 2.5%	8 2.9%
	13	度数 %	2 1.7%	3 1.9%	5 1.8%
	14	度数 %	2 1.7%	2 1.3%	4 1.4%
	15	度数 %	4 3.3%	0 .0%	4 1.4%
	16	度数 %	4 3.3%	4 2.5%	8 2.9%
	17	度数 %	1 .8%	4 2.5%	5 1.8%
	18	度数 %	2 1.7%	4 2.5%	6 2.2%
	19	度数 %	1 .8%	1 .6%	2 .7%
	20	度数 %	8 6.6%	3 1.9%	11 4.0%
	21	度数 %	0 .0%	2 1.3%	2 .7%
	22	度数	0	1	1

	%	.0%	.6%	.4%
23	度数	0	1	1
	%	.0%	.6%	.4%
24	度数	1	1	2
	%	.8%	.6%	.7%
25	度数	3	3	6
	%	2.5%	1.9%	2.2%
26	度数	0	1	1
	%	.0%	.6%	.4%
27	度数	0	1	1
	%	.0%	.6%	.4%
28	度数	1	2	3
	%	.8%	1.3%	1.1%
30	度数	6	7	13
	%	5.0%	4.5%	4.7%
32	度数	2	0	2
	%	1.7%	.0%	.7%
36	度数	0	1	1
	%	.0%	.6%	.4%
40	度数	3	6	9
	%	2.5%	3.8%	3.2%
44	度数	0	1	1
	%	.0%	.6%	.4%
48	度数	0	1	1
	%	.0%	.6%	.4%
50	度数	2	0	2
	%	1.7%	.0%	.7%
53	度数	1	1	2
	%	.8%	.6%	.7%
56	度数	0	1	1
	%	.0%	.6%	.4%
59	度数	2	0	2
	%	1.7%	.0%	.7%
60	度数	3	2	5
	%	2.5%	1.3%	1.8%
62	度数	0	2	2
	%	.0%	1.3%	.7%
68	度数	1	0	1
	%	.8%	.0%	.4%
70	度数	1	0	1
	%	.8%	.0%	.4%
75	度数	0	1	1
	%	.0%	.6%	.4%
85	度数	1	0	1
	%	.8%	.0%	.4%
92	度数	1	0	1
	%	.8%	.0%	.4%
100	度数	2	1	3
	%	1.7%	.6%	1.1%
110	度数	0	1	1
	%	.0%	.6%	.4%
121	度数	1	0	1
	%	.8%	.0%	.4%
129	度数	0	1	1
	%	.0%	.6%	.4%
135	度数	1	0	1
	%	.8%	.0%	.4%
146	度数	1	0	1
	%	.8%	.0%	.4%
150	度数	1	1	2
	%	.8%	.6%	.7%
160	度数	0	1	1
	%	.0%	.6%	.4%
200	度数	1	1	2
	%	.8%	.6%	.7%
259	度数	1	0	1

	%	.8%	.0%	.4%
279	度数	2	0	2
	%	1.7%	.0%	.7%
283	度数	0	1	1
	%	.0%	.6%	.4%
287	度数	0	1	1
	%	.0%	.6%	.4%
300	度数	1	0	1
	%	.8%	.0%	.4%
450	度数	1	0	1
	%	.8%	.0%	.4%
500	度数	0	1	1
	%	.0%	.6%	.4%
564	度数	0	1	1
	%	.0%	.6%	.4%
650	度数	1	0	1
	%	.8%	.0%	.4%
850	度数	1	0	1
	%	.8%	.0%	.4%
912	度数	0	1	1
	%	.0%	.6%	.4%
2500	度数	0	1	1
	%	.0%	.6%	.4%
4000	度数	0	1	1
	%	.0%	.6%	.4%
8000	度数	1	0	1
	%	.8%	.0%	.4%
9500	度数	1	0	1
	%	.8%	.0%	.4%
12000	度数	1	0	1
	%	.8%	.0%	.4%
17000	度数	1	0	1
	%	.8%	.0%	.4%
69000	度数	0	1	1
	%	.0%	.6%	.4%
合計	度数	121	157	278
	%	100.0%	100.0%	100.0%

A0402 Individual members - today

		A0101R Location(Country)		合計	
		Harju Country	Other		
A0402 Individual members - today	0	度数	45	53	98
		%	54.9%	55.8%	55.4%
	1	度数	3	9	12
		%	3.7%	9.5%	6.8%
	2	度数	1	3	4
		%	1.2%	3.2%	2.3%
	3	度数	2	2	4
		%	2.4%	2.1%	2.3%
	4	度数	1	1	2
		%	1.2%	1.1%	1.1%
	5	度数	4	5	9
		%	4.9%	5.3%	5.1%
	6	度数	5	2	7
		%	6.1%	2.1%	4.0%
	7	度数	3	1	4
		%	3.7%	1.1%	2.3%
	8	度数	1	2	3
		%	1.2%	2.1%	1.7%
	9	度数	1	1	2
		%	1.2%	1.1%	1.1%
	10	度数	2	2	4
		%	2.4%	2.1%	2.3%
	11	度数	2	0	2
		%	2.4%	.0%	1.1%
	12	度数	1	5	6

	%	1.2%	5.3%	3.4%
13	度数	2	0	2
	%	2.4%	.0%	1.1%
16	度数	1	1	2
	%	1.2%	1.1%	1.1%
17	度数	1	0	1
	%	1.2%	.0%	.6%
19	度数	0	1	1
	%	.0%	1.1%	.6%
20	度数	3	0	3
	%	3.7%	.0%	1.7%
22	度数	0	1	1
	%	.0%	1.1%	.6%
23	度数	0	1	1
	%	.0%	1.1%	.6%
25	度数	0	1	1
	%	.0%	1.1%	.6%
34	度数	1	0	1
	%	1.2%	.0%	.6%
40	度数	1	0	1
	%	1.2%	.0%	.6%
42	度数	1	0	1
	%	1.2%	.0%	.6%
44	度数	0	2	2
	%	.0%	2.1%	1.1%
60	度数	0	1	1
	%	.0%	1.1%	.6%
62	度数	0	1	1
	%	.0%	1.1%	.6%
64	度数	1	0	1
	%	1.2%	.0%	.6%
合計	度数	82	95	177
	%	100.0%	100.0%	100.0%

A0403 Organization members - year of foundation

		A0101R Location (Country)		合計	
		Harju Country	Other		
A0403 Organization members - year of foundation	0	度数	3	3	6
		%	2.9%	2.3%	2.5%
	1	度数	0	1	1
		%	.0%	.8%	.4%
	2	度数	4	3	7
		%	3.8%	2.3%	3.0%
	3	度数	4	6	10
		%	3.8%	4.5%	4.2%
	4	度数	5	8	13
		%	4.8%	6.1%	5.5%
	5	度数	2	8	10
		%	1.9%	6.1%	4.2%
	6	度数	2	3	5
		%	1.9%	2.3%	2.1%
	7	度数	6	9	15
		%	5.7%	6.8%	6.3%
	8	度数	2	7	9
		%	1.9%	5.3%	3.8%
	9	度数	0	2	2
		%	.0%	1.5%	.8%
	10	度数	7	8	15
		%	6.7%	6.1%	6.3%
	11	度数	4	2	6
		%	3.8%	1.5%	2.5%
	12	度数	3	5	8
		%	2.9%	3.8%	3.4%
	13	度数	3	2	5
		%	2.9%	1.5%	2.1%
	14	度数	1	2	3

	%	1.0%	1.5%	1.3%
15	度数	3	2	5
	%	2.9%	1.5%	2.1%
16	度数	4	3	7
	%	3.8%	2.3%	3.0%
17	度数	3	3	6
	%	2.9%	2.3%	2.5%
18	度数	1	3	4
	%	1.0%	2.3%	1.7%
19	度数	1	1	2
	%	1.0%	.8%	.8%
20	度数	2	3	5
	%	1.9%	2.3%	2.1%
21	度数	1	1	2
	%	1.0%	.8%	.8%
22	度数	0	1	1
	%	.0%	.8%	.4%
23	度数	0	2	2
	%	.0%	1.5%	.8%
24	度数	1	1	2
	%	1.0%	.8%	.8%
25	度数	2	4	6
	%	1.9%	3.0%	2.5%
26	度数	0	1	1
	%	.0%	.8%	.4%
27	度数	0	1	1
	%	.0%	.8%	.4%
28	度数	0	1	1
	%	.0%	.8%	.4%
30	度数	4	4	8
	%	3.8%	3.0%	3.4%
31	度数	1	1	2
	%	1.0%	.8%	.8%
32	度数	2	0	2
	%	1.9%	.0%	.8%
40	度数	3	6	9
	%	2.9%	4.5%	3.8%
42	度数	0	1	1
	%	.0%	.8%	.4%
44	度数	1	1	2
	%	1.0%	.8%	.8%
45	度数	0	1	1
	%	.0%	.8%	.4%
48	度数	0	1	1
	%	.0%	.8%	.4%
50	度数	2	1	3
	%	1.9%	.8%	1.3%
53	度数	1	1	2
	%	1.0%	.8%	.8%
54	度数	1	0	1
	%	1.0%	.0%	.4%
56	度数	0	1	1
	%	.0%	.8%	.4%
57	度数	1	0	1
	%	1.0%	.0%	.4%
59	度数	1	0	1
	%	1.0%	.0%	.4%
60	度数	2	1	3
	%	1.9%	.8%	1.3%
62	度数	0	1	1
	%	.0%	.8%	.4%
70	度数	1	0	1
	%	1.0%	.0%	.4%
80	度数	0	1	1
	%	.0%	.8%	.4%
85	度数	1	0	1

	%	1.0%	.0%	.4%
92	度数	1	0	1
	%	1.0%	.0%	.4%
100	度数	0	1	1
	%	.0%	.8%	.4%
110	度数	0	1	1
	%	.0%	.8%	.4%
120	度数	1	0	1
	%	1.0%	.0%	.4%
121	度数	1	0	1
	%	1.0%	.0%	.4%
122	度数	1	0	1
	%	1.0%	.0%	.4%
135	度数	1	0	1
	%	1.0%	.0%	.4%
140	度数	1	0	1
	%	1.0%	.0%	.4%
150	度数	1	2	3
	%	1.0%	1.5%	1.3%
200	度数	0	2	2
	%	.0%	1.5%	.8%
250	度数	0	1	1
	%	.0%	.8%	.4%
259	度数	1	0	1
	%	1.0%	.0%	.4%
260	度数	0	1	1
	%	.0%	.8%	.4%
279	度数	2	0	2
	%	1.9%	.0%	.8%
283	度数	0	1	1
	%	.0%	.8%	.4%
300	度数	2	1	3
	%	1.9%	.8%	1.3%
450	度数	1	0	1
	%	1.0%	.0%	.4%
500	度数	0	1	1
	%	.0%	.8%	.4%
600	度数	0	1	1
	%	.0%	.8%	.4%
850	度数	1	0	1
	%	1.0%	.0%	.4%
912	度数	0	1	1
	%	.0%	.8%	.4%
1000	度数	1	0	1
	%	1.0%	.0%	.4%
1600	度数	1	0	1
	%	1.0%	.0%	.4%
2500	度数	0	1	1
	%	.0%	.8%	.4%
4000	度数	0	1	1
	%	.0%	.8%	.4%
9500	度数	1	0	1
	%	1.0%	.0%	.4%
12000	度数	2	0	2
	%	1.9%	.0%	.8%
17000	度数	1	0	1
	%	1.0%	.0%	.4%
合計	度数	105	132	237
	%	100.0%	100.0%	100.0%

A0404 Organization members - today

		A0101R Location(Country)		合計
		Harju Country	Other	
A0404 Organization members - today	0	14	8	22
	%	11.2%	5.3%	7.9%
	1	1	0	1

	%	.8%	.0%	.4%
2	度数	1	4	5
	%	.8%	2.6%	1.8%
3	度数	3	3	6
	%	2.4%	2.0%	2.2%
4	度数	2	6	8
	%	1.6%	3.9%	2.9%
5	度数	2	8	10
	%	1.6%	5.3%	3.6%
6	度数	2	4	6
	%	1.6%	2.6%	2.2%
7	度数	1	6	7
	%	.8%	3.9%	2.5%
8	度数	1	5	6
	%	.8%	3.3%	2.2%
9	度数	0	4	4
	%	.0%	2.6%	1.4%
10	度数	9	3	12
	%	7.2%	2.0%	4.3%
11	度数	0	3	3
	%	.0%	2.0%	1.1%
12	度数	0	3	3
	%	.0%	2.0%	1.1%
13	度数	0	1	1
	%	.0%	.7%	.4%
15	度数	1	3	4
	%	.8%	2.0%	1.4%
16	度数	0	1	1
	%	.0%	.7%	.4%
17	度数	0	1	1
	%	.0%	.7%	.4%
18	度数	1	3	4
	%	.8%	2.0%	1.4%
19	度数	1	0	1
	%	.8%	.0%	.4%
20	度数	3	2	5
	%	2.4%	1.3%	1.8%
21	度数	0	1	1
	%	.0%	.7%	.4%
22	度数	2	3	5
	%	1.6%	2.0%	1.8%
23	度数	2	1	3
	%	1.6%	.7%	1.1%
24	度数	3	1	4
	%	2.4%	.7%	1.4%
25	度数	0	5	5
	%	.0%	3.3%	1.8%
27	度数	0	3	3
	%	.0%	2.0%	1.1%
28	度数	3	1	4
	%	2.4%	.7%	1.4%
29	度数	1	2	3
	%	.8%	1.3%	1.1%
30	度数	2	4	6
	%	1.6%	2.6%	2.2%
31	度数	1	3	4
	%	.8%	2.0%	1.4%
32	度数	1	2	3
	%	.8%	1.3%	1.1%
33	度数	1	4	5
	%	.8%	2.6%	1.8%
35	度数	1	6	7
	%	.8%	3.9%	2.5%
36	度数	0	1	1
	%	.0%	.7%	.4%
37	度数	1	2	3

	%	.8%	1.3%	1.1%
38	度数	0	1	1
	%	.0%	.7%	.4%
40	度数	1	2	3
	%	.8%	1.3%	1.1%
44	度数	1	0	1
	%	.8%	.0%	.4%
45	度数	1	1	2
	%	.8%	.7%	.7%
48	度数	1	0	1
	%	.8%	.0%	.4%
49	度数	1	0	1
	%	.8%	.0%	.4%
50	度数	2	1	3
	%	1.6%	.7%	1.1%
51	度数	1	0	1
	%	.8%	.0%	.4%
52	度数	1	0	1
	%	.8%	.0%	.4%
53	度数	1	0	1
	%	.8%	.0%	.4%
55	度数	0	1	1
	%	.0%	.7%	.4%
56	度数	1	1	2
	%	.8%	.7%	.7%
57	度数	0	1	1
	%	.0%	.7%	.4%
58	度数	1	0	1
	%	.8%	.0%	.4%
59	度数	2	0	2
	%	1.6%	.0%	.7%
62	度数	1	1	2
	%	.8%	.7%	.7%
63	度数	0	1	1
	%	.0%	.7%	.4%
68	度数	1	0	1
	%	.8%	.0%	.4%
70	度数	3	0	3
	%	2.4%	.0%	1.1%
72	度数	0	3	3
	%	.0%	2.0%	1.1%
73	度数	0	1	1
	%	.0%	.7%	.4%
78	度数	0	1	1
	%	.0%	.7%	.4%
80	度数	2	0	2
	%	1.6%	.0%	.7%
83	度数	0	1	1
	%	.0%	.7%	.4%
88	度数	0	1	1
	%	.0%	.7%	.4%
90	度数	1	0	1
	%	.8%	.0%	.4%
96	度数	0	1	1
	%	.0%	.7%	.4%
98	度数	1	0	1
	%	.8%	.0%	.4%
99	度数	0	1	1
	%	.0%	.7%	.4%
100	度数	2	0	2
	%	1.6%	.0%	.7%
110	度数	1	0	1
	%	.8%	.0%	.4%
115	度数	2	0	2
	%	1.6%	.0%	.7%
116	度数	1	1	2

	%	.8%	.7%	.7%
118	度数	0	3	3
	%	.0%	2.0%	1.1%
120	度数	0	2	2
	%	.0%	1.3%	.7%
123	度数	0	1	1
	%	.0%	.7%	.4%
124	度数	0	1	1
	%	.0%	.7%	.4%
125	度数	1	0	1
	%	.8%	.0%	.4%
129	度数	0	1	1
	%	.0%	.7%	.4%
140	度数	1	0	1
	%	.8%	.0%	.4%
150	度数	1	1	2
	%	.8%	.7%	.7%
156	度数	1	0	1
	%	.8%	.0%	.4%
160	度数	2	0	2
	%	1.6%	.0%	.7%
162	度数	1	0	1
	%	.8%	.0%	.4%
190	度数	1	0	1
	%	.8%	.0%	.4%
192	度数	0	1	1
	%	.0%	.7%	.4%
198	度数	2	0	2
	%	1.6%	.0%	.7%
200	度数	3	0	3
	%	2.4%	.0%	1.1%
230	度数	0	1	1
	%	.0%	.7%	.4%
247	度数	0	1	1
	%	.0%	.7%	.4%
250	度数	1	1	2
	%	.8%	.7%	.7%
251	度数	1	0	1
	%	.8%	.0%	.4%
260	度数	1	1	2
	%	.8%	.7%	.7%
275	度数	0	1	1
	%	.0%	.7%	.4%
280	度数	0	1	1
	%	.0%	.7%	.4%
286	度数	1	0	1
	%	.8%	.0%	.4%
300	度数	1	0	1
	%	.8%	.0%	.4%
350	度数	0	1	1
	%	.0%	.7%	.4%
378	度数	0	1	1
	%	.0%	.7%	.4%
400	度数	0	1	1
	%	.0%	.7%	.4%
440	度数	1	0	1
	%	.8%	.0%	.4%
442	度数	0	1	1
	%	.0%	.7%	.4%
500	度数	1	0	1
	%	.8%	.0%	.4%
650	度数	2	0	2
	%	1.6%	.0%	.7%
656	度数	1	0	1
	%	.8%	.0%	.4%
665	度数	1	0	1

	%	.8%	.0%	.4%
700	度数	1	0	1
	%	.8%	.0%	.4%
850	度数	0	1	1
	%	.0%	.7%	.4%
1121	度数	1	0	1
	%	.8%	.0%	.4%
1123	度数	1	0	1
	%	.8%	.0%	.4%
1139	度数	0	1	1
	%	.0%	.7%	.4%
1179	度数	1	0	1
	%	.8%	.0%	.4%
1500	度数	1	0	1
	%	.8%	.0%	.4%
1512	度数	1	0	1
	%	.8%	.0%	.4%
1548	度数	0	1	1
	%	.0%	.7%	.4%
1780	度数	1	0	1
	%	.8%	.0%	.4%
1867	度数	0	1	1
	%	.0%	.7%	.4%
2000	度数	1	1	2
	%	.8%	.7%	.7%
2030	度数	1	0	1
	%	.8%	.0%	.4%
3500	度数	1	0	1
	%	.8%	.0%	.4%
4750	度数	1	0	1
	%	.8%	.0%	.4%
13000	度数	1	0	1
	%	.8%	.0%	.4%
合計	度数	125	152	277
	%	100.0%	100.0%	100.0%

A0405 Organization members (individual members) - year of foundation

		A0101R Location (Country)		合計	
		Harju Country	Other		
A0405 Organization members (individual members) - year of foundation	0	度数	33	50	83
		%	35.9%	52.6%	44.4%
	1	度数	8	6	14
		%	8.7%	6.3%	7.5%
	2	度数	1	4	5
		%	1.1%	4.2%	2.7%
	3	度数	3	1	4
		%	3.3%	1.1%	2.1%
	4	度数	4	3	7
		%	4.3%	3.2%	3.7%
	5	度数	2	0	2
		%	2.2%	.0%	1.1%
	6	度数	2	0	2
		%	2.2%	.0%	1.1%
	7	度数	2	0	2
		%	2.2%	.0%	1.1%
	8	度数	3	1	4
		%	3.3%	1.1%	2.1%
	9	度数	1	3	4
		%	1.1%	3.2%	2.1%
	10	度数	2	1	3
		%	2.2%	1.1%	1.6%
	11	度数	2	0	2
		%	2.2%	.0%	1.1%
	12	度数	0	4	4
		%	.0%	4.2%	2.1%
	13	度数	1	3	4

	%	1.1%	3.2%	2.1%
14	度数	3	1	4
	%	3.3%	1.1%	2.1%
15	度数	1	3	4
	%	1.1%	3.2%	2.1%
16	度数	1	0	1
	%	1.1%	.0%	.5%
18	度数	1	0	1
	%	1.1%	.0%	.5%
19	度数	1	1	2
	%	1.1%	1.1%	1.1%
20	度数	0	1	1
	%	.0%	1.1%	.5%
21	度数	0	1	1
	%	.0%	1.1%	.5%
22	度数	0	1	1
	%	.0%	1.1%	.5%
23	度数	2	0	2
	%	2.2%	.0%	1.1%
25	度数	0	1	1
	%	.0%	1.1%	.5%
26	度数	1	0	1
	%	1.1%	.0%	.5%
29	度数	0	1	1
	%	.0%	1.1%	.5%
30	度数	1	0	1
	%	1.1%	.0%	.5%
31	度数	0	1	1
	%	.0%	1.1%	.5%
32	度数	1	0	1
	%	1.1%	.0%	.5%
33	度数	0	1	1
	%	.0%	1.1%	.5%
34	度数	1	1	2
	%	1.1%	1.1%	1.1%
35	度数	0	2	2
	%	.0%	2.1%	1.1%
36	度数	1	0	1
	%	1.1%	.0%	.5%
38	度数	1	2	3
	%	1.1%	2.1%	1.6%
39	度数	2	0	2
	%	2.2%	.0%	1.1%
41	度数	1	0	1
	%	1.1%	.0%	.5%
44	度数	1	0	1
	%	1.1%	.0%	.5%
49	度数	1	0	1
	%	1.1%	.0%	.5%
59	度数	1	0	1
	%	1.1%	.0%	.5%
60	度数	1	0	1
	%	1.1%	.0%	.5%
70	度数	1	0	1
	%	1.1%	.0%	.5%
74	度数	0	1	1
	%	.0%	1.1%	.5%
79	度数	1	0	1
	%	1.1%	.0%	.5%
108	度数	1	0	1
	%	1.1%	.0%	.5%
110	度数	0	1	1
	%	.0%	1.1%	.5%
120	度数	1	0	1
	%	1.1%	.0%	.5%
123	度数	1	0	1

	%	1.1%	.0%	.5%
153	度数	1	0	1
	%	1.1%	.0%	.5%
合計	度数	92	95	187
	%	100.0%	100.0%	100.0%

A0406 Organization members (individual members) - today

		A0101R Location(Country)		合計
		Harju Country	Other	
A0406 Organization members (individual members) - today	0	0	6	6
	度数			
	%	.0%	4.0%	2.2%
	2	1	2	3
	度数			
	%	.8%	1.3%	1.1%
	3	4	2	6
	度数			
	%	3.2%	1.3%	2.2%
	4	2	4	6
	度数			
	%	1.6%	2.7%	2.2%
	5	3	5	8
	度数			
	%	2.4%	3.3%	2.9%
	6	2	3	5
	度数			
	%	1.6%	2.0%	1.8%
	7	2	3	5
	度数			
	%	1.6%	2.0%	1.8%
	8	2	4	6
	度数			
	%	1.6%	2.7%	2.2%
	9	0	3	3
	度数			
	%	.0%	2.0%	1.1%
	10	9	4	13
	度数			
	%	7.2%	2.7%	4.7%
	11	1	1	2
	度数			
	%	.8%	.7%	.7%
	12	1	7	8
	度数			
	%	.8%	4.7%	2.9%
	13	0	2	2
	度数			
	%	.0%	1.3%	.7%
	14	1	1	2
	度数			
	%	.8%	.7%	.7%
	15	0	4	4
	度数			
	%	.0%	2.7%	1.5%
	16	0	2	2
	度数			
	%	.0%	1.3%	.7%
	17	0	2	2
	度数			
	%	.0%	1.3%	.7%
	18	2	1	3
	度数			
	%	1.6%	.7%	1.1%
	19	1	0	1
	度数			
	%	.8%	.0%	.4%
	20	1	3	4
	度数			
	%	.8%	2.0%	1.5%
	22	2	2	4
	度数			
	%	1.6%	1.3%	1.5%
	23	4	1	5
	度数			
	%	3.2%	.7%	1.8%
	24	2	2	4
	度数			
	%	1.6%	1.3%	1.5%
	25	0	4	4
	度数			
	%	.0%	2.7%	1.5%
	26	0	1	1
	度数			
	%	.0%	.7%	.4%
	27	0	1	1
	度数			
	%	.0%	.7%	.4%
	28	2	1	3
	度数			
	%	1.6%	.7%	1.1%
	29	1	2	3
	度数			
	%	.8%	1.3%	1.1%
	30	1	4	5
	度数			

	%	.8%	2.7%	1.8%
31	度数	1	4	5
	%	.8%	2.7%	1.8%
32	度数	1	2	3
	%	.8%	1.3%	1.1%
33	度数	1	2	3
	%	.8%	1.3%	1.1%
34	度数	0	1	1
	%	.0%	.7%	.4%
35	度数	1	7	8
	%	.8%	4.7%	2.9%
36	度数	1	1	2
	%	.8%	.7%	.7%
37	度数	1	1	2
	%	.8%	.7%	.7%
38	度数	0	2	2
	%	.0%	1.3%	.7%
39	度数	1	0	1
	%	.8%	.0%	.4%
40	度数	1	2	3
	%	.8%	1.3%	1.1%
43	度数	0	1	1
	%	.0%	.7%	.4%
44	度数	2	1	3
	%	1.6%	.7%	1.1%
46	度数	1	0	1
	%	.8%	.0%	.4%
49	度数	3	0	3
	%	2.4%	.0%	1.1%
50	度数	1	2	3
	%	.8%	1.3%	1.1%
52	度数	1	0	1
	%	.8%	.0%	.4%
53	度数	1	0	1
	%	.8%	.0%	.4%
55	度数	0	1	1
	%	.0%	.7%	.4%
56	度数	0	1	1
	%	.0%	.7%	.4%
57	度数	0	1	1
	%	.0%	.7%	.4%
58	度数	1	1	2
	%	.8%	.7%	.7%
59	度数	1	1	2
	%	.8%	.7%	.7%
62	度数	2	0	2
	%	1.6%	.0%	.7%
63	度数	0	1	1
	%	.0%	.7%	.4%
64	度数	1	0	1
	%	.8%	.0%	.4%
68	度数	1	0	1
	%	.8%	.0%	.4%
70	度数	3	0	3
	%	2.4%	.0%	1.1%
73	度数	0	1	1
	%	.0%	.7%	.4%
78	度数	0	1	1
	%	.0%	.7%	.4%
80	度数	1	0	1
	%	.8%	.0%	.4%
83	度数	1	1	2
	%	.8%	.7%	.7%
84	度数	1	0	1
	%	.8%	.0%	.4%
88	度数	0	1	1

	%	.0%	.7%	.4%
90	度数	1	0	1
	%	.8%	.0%	.4%
96	度数	0	1	1
	%	.0%	.7%	.4%
98	度数	1	0	1
	%	.8%	.0%	.4%
99	度数	0	1	1
	%	.0%	.7%	.4%
100	度数	1	0	1
	%	.8%	.0%	.4%
108	度数	1	0	1
	%	.8%	.0%	.4%
109	度数	1	0	1
	%	.8%	.0%	.4%
110	度数	1	1	2
	%	.8%	.7%	.7%
112	度数	0	1	1
	%	.0%	.7%	.4%
115	度数	2	0	2
	%	1.6%	.0%	.7%
116	度数	0	1	1
	%	.0%	.7%	.4%
118	度数	0	3	3
	%	.0%	2.0%	1.1%
119	度数	1	0	1
	%	.8%	.0%	.4%
120	度数	1	3	4
	%	.8%	2.0%	1.5%
123	度数	0	1	1
	%	.0%	.7%	.4%
130	度数	1	0	1
	%	.8%	.0%	.4%
132	度数	1	1	2
	%	.8%	.7%	.7%
140	度数	1	0	1
	%	.8%	.0%	.4%
150	度数	0	1	1
	%	.0%	.7%	.4%
152	度数	0	1	1
	%	.0%	.7%	.4%
156	度数	1	0	1
	%	.8%	.0%	.4%
162	度数	1	0	1
	%	.8%	.0%	.4%
175	度数	1	0	1
	%	.8%	.0%	.4%
177	度数	1	0	1
	%	.8%	.0%	.4%
192	度数	0	1	1
	%	.0%	.7%	.4%
194	度数	1	0	1
	%	.8%	.0%	.4%
198	度数	1	0	1
	%	.8%	.0%	.4%
200	度数	2	1	3
	%	1.6%	.7%	1.1%
223	度数	1	0	1
	%	.8%	.0%	.4%
247	度数	0	1	1
	%	.0%	.7%	.4%
250	度数	2	1	3
	%	1.6%	.7%	1.1%
251	度数	1	0	1
	%	.8%	.0%	.4%
262	度数	1	0	1

	%	.8%	.0%	.4%
275	度数	0	1	1
	%	.0%	.7%	.4%
280	度数	0	1	1
	%	.0%	.7%	.4%
287	度数	1	0	1
	%	.8%	.0%	.4%
304	度数	1	0	1
	%	.8%	.0%	.4%
340	度数	0	1	1
	%	.0%	.7%	.4%
350	度数	0	1	1
	%	.0%	.7%	.4%
373	度数	0	1	1
	%	.0%	.7%	.4%
378	度数	0	1	1
	%	.0%	.7%	.4%
400	度数	0	2	2
	%	.0%	1.3%	.7%
442	度数	0	1	1
	%	.0%	.7%	.4%
500	度数	1	0	1
	%	.8%	.0%	.4%
565	度数	0	1	1
	%	.0%	.7%	.4%
650	度数	1	0	1
	%	.8%	.0%	.4%
657	度数	1	0	1
	%	.8%	.0%	.4%
670	度数	1	0	1
	%	.8%	.0%	.4%
850	度数	0	1	1
	%	.0%	.7%	.4%
892	度数	0	1	1
	%	.0%	.7%	.4%
1000	度数	1	1	2
	%	.8%	.7%	.7%
1126	度数	1	0	1
	%	.8%	.0%	.4%
1179	度数	1	0	1
	%	.8%	.0%	.4%
1224	度数	1	0	1
	%	.8%	.0%	.4%
1284	度数	1	0	1
	%	.8%	.0%	.4%
1300	度数	1	0	1
	%	.8%	.0%	.4%
1500	度数	1	0	1
	%	.8%	.0%	.4%
1512	度数	1	0	1
	%	.8%	.0%	.4%
1513	度数	0	1	1
	%	.0%	.7%	.4%
1548	度数	0	1	1
	%	.0%	.7%	.4%
1700	度数	0	1	1
	%	.0%	.7%	.4%
1780	度数	1	0	1
	%	.8%	.0%	.4%
2030	度数	1	0	1
	%	.8%	.0%	.4%
2150	度数	1	0	1
	%	.8%	.0%	.4%
2894	度数	1	0	1
	%	.8%	.0%	.4%
3000	度数	1	1	2

	%	.8%	.7%	.7%
3500	度数	1	0	1
	%	.8%	.0%	.4%
4750	度数	1	0	1
	%	.8%	.0%	.4%
13000	度数	1	0	1
	%	.8%	.0%	.4%
25000	度数	1	0	1
	%	.8%	.0%	.4%
35000	度数	1	0	1
	%	.8%	.0%	.4%
36000	度数	0	1	1
	%	.0%	.7%	.4%
38000	度数	1	0	1
	%	.8%	.0%	.4%
2500000	度数	1	0	1
	%	.8%	.0%	.4%
合計	度数	125	150	275
	%	100.0%	100.0%	100.0%

Q5. How many of the following does your organization have?

※Q5の "999"は欠損値の可能性が高いが確認はない。

A0501 Employment - Full time

		A0101R Location (Country)		合計	
		Harju Country	Other		
A0501 Employment - Full time	0	度数	58	83	141
		%	50.0%	70.9%	60.5%
	1	度数	23	13	36
		%	19.8%	11.1%	15.5%
	2	度数	15	4	19
		%	12.9%	3.4%	8.2%
	3	度数	6	8	14
		%	5.2%	6.8%	6.0%
	4	度数	2	1	3
		%	1.7%	.9%	1.3%
	5	度数	1	1	2
		%	.9%	.9%	.9%
	6	度数	1	0	1
		%	.9%	.0%	.4%
	7	度数	1	1	2
		%	.9%	.9%	.9%
	8	度数	0	1	1
		%	.0%	.9%	.4%
	10	度数	2	0	2
		%	1.7%	.0%	.9%
	12	度数	2	0	2
		%	1.7%	.0%	.9%
	17	度数	0	1	1
		%	.0%	.9%	.4%
	24	度数	1	1	2
		%	.9%	.9%	.9%
	30	度数	1	0	1
		%	.9%	.0%	.4%
	33	度数	0	1	1
		%	.0%	.9%	.4%
	50	度数	0	1	1
		%	.0%	.9%	.4%
	100	度数	1	0	1
		%	.9%	.0%	.4%
	148	度数	1	0	1
		%	.9%	.0%	.4%
	393	度数	0	1	1
		%	.0%	.9%	.4%
	999	度数	1	0	1
		%	.9%	.0%	.4%

合計	度数	116	117	233
	%	100.0%	100.0%	100.0%

A0502 Employment - Part time

		A0101R Location(Country)		合計	
		Har ju Country	Other		
A0502 Employment - Part time	0	度数	50	72	122
		%	44.6%	58.5%	51.9%
	1	度数	30	32	62
		%	26.8%	26.0%	26.4%
	2	度数	14	8	22
		%	12.5%	6.5%	9.4%
	3	度数	4	2	6
		%	3.6%	1.6%	2.6%
	4	度数	1	1	2
		%	.9%	.8%	.9%
	5	度数	1	1	2
		%	.9%	.8%	.9%
	6	度数	1	2	3
		%	.9%	1.6%	1.3%
	7	度数	1	2	3
		%	.9%	1.6%	1.3%
	8	度数	2	1	3
		%	1.8%	.8%	1.3%
	9	度数	1	0	1
		%	.9%	.0%	.4%
	10	度数	1	1	2
		%	.9%	.8%	.9%
	14	度数	1	0	1
		%	.9%	.0%	.4%
	19	度数	1	0	1
		%	.9%	.0%	.4%
	20	度数	1	0	1
		%	.9%	.0%	.4%
	23	度数	0	1	1
		%	.0%	.8%	.4%
	500	度数	1	0	1
		%	.9%	.0%	.4%
	999	度数	2	0	2
		%	1.8%	.0%	.9%
合計		度数	112	123	235
		%	100.0%	100.0%	100.0%

A0503 Employment - Volunteers

		A0101R Location(Country)		合計	
		Har ju Country	Other		
A0503 Employment - Volunteers	0	度数	10	18	28
		%	8.5%	11.7%	10.3%
	1	度数	9	8	17
		%	7.6%	5.2%	6.3%
	2	度数	6	19	25
		%	5.1%	12.3%	9.2%
	3	度数	0	1	1
		%	.0%	.6%	.4%
	3	度数	9	17	26
		%	7.6%	11.0%	9.6%
	4	度数	1	0	1
		%	.8%	.0%	.4%
	4	度数	11	13	24
		%	9.3%	8.4%	8.8%
	5	度数	1	0	1
		%	.8%	.0%	.4%
	5	度数	10	14	24
		%	8.5%	9.1%	8.8%

6	度数 %	6 5.1%	6 3.9%	12 4.4%
7	度数 %	11 9.3%	9 5.8%	20 7.4%
8	度数 %	4 3.4%	5 3.2%	9 3.3%
9	度数 %	1 .8%	3 1.9%	4 1.5%
10	度数 %	14 11.9%	4 2.6%	18 6.6%
11	度数 %	1 .8%	3 1.9%	4 1.5%
12	度数 %	4 3.4%	4 2.6%	8 2.9%
14	度数 %	0 .0%	1 .6%	1 .4%
15	度数 %	1 .8%	4 2.6%	5 1.8%
16	度数 %	1 .8%	0 .0%	1 .4%
17	度数 %	2 1.7%	0 .0%	2 .7%
18	度数 %	0 .0%	1 .6%	1 .4%
20	度数 %	2 1.7%	6 3.9%	8 2.9%
21	度数 %	0 .0%	1 .6%	1 .4%
22	度数 %	1 .8%	0 .0%	1 .4%
24	度数 %	1 .8%	0 .0%	1 .4%
25	度数 %	0 .0%	2 1.3%	2 .7%
26	度数 %	0 .0%	1 .6%	1 .4%
27	度数 %	0 .0%	1 .6%	1 .4%
28	度数 %	1 .8%	0 .0%	1 .4%
30	度数 %	1 .8%	1 .6%	2 .7%
31	度数 %	0 .0%	1 .6%	1 .4%
32	度数 %	0 .0%	1 .6%	1 .4%
33	度数 %	0 .0%	1 .6%	1 .4%
34	度数 %	0 .0%	1 .6%	1 .4%
35	度数 %	0 .0%	1 .6%	1 .4%
40	度数 %	1 .8%	0 .0%	1 .4%
43	度数 %	1 .8%	0 .0%	1 .4%
46	度数 %	1 .8%	0 .0%	1 .4%
50	度数 %	1 .8%	2 1.3%	3 1.1%
52	度数 %	1 .8%	0 .0%	1 .4%
55	度数 %	0 .0%	1 .6%	1 .4%
60	度数 %	1 .8%	2 1.3%	3 1.1%

72	度数	0	1	1
	%	.0%	.6%	.4%
150	度数	1	0	1
	%	.8%	.0%	.4%
250	度数	1	0	1
	%	.8%	.0%	.4%
280	度数	0	1	1
	%	.0%	.6%	.4%
800	度数	1	0	1
	%	.8%	.0%	.4%
999	度数	1	0	1
	%	.8%	.0%	.4%
合計	度数	118	154	272
	%	100.0%	100.0%	100.0%

Q6. What are the requirements for becoming a member of your organization?

A0601 Membership - No specific conditions

		A0101R Location(Country)		合計	
		Harju Country	Other		
A0601 Membership - No specific conditions	No	度数	123	81	204
		%	76.9%	44.0%	59.3%
	Yes	度数	37	103	140
		%	23.1%	56.0%	40.7%
合計	度数	160	184	344	
	%	100.0%	100.0%	100.0%	

A0602 Membership - Specific field of industry, business etc

		A0101R Location(Country)		合計	
		Harju Country	Other		
A0602 Membership - Specific field of industry, business etc	No	度数	127	166	293
		%	79.4%	90.2%	85.2%
	Yes	度数	33	18	51
		%	20.6%	9.8%	14.8%
合計	度数	160	184	344	
	%	100.0%	100.0%	100.0%	

A0603 Membership - Occupation

		A0101R Location(Country)		合計	
		Harju Country	Other		
A0603 Membership - Occupation	No	度数	120	167	287
		%	75.0%	90.8%	83.4%
	Yes	度数	40	17	57
		%	25.0%	9.2%	16.6%
合計	度数	160	184	344	
	%	100.0%	100.0%	100.0%	

A0604 Membership - Position, management experience

		A0101R Location(Country)		合計	
		Harju Country	Other		
A0604 Membership - Position, management experience	No	度数	156	180	336
		%	97.5%	97.8%	97.7%
	Yes	度数	4	4	8
		%	2.5%	2.2%	2.3%
合計	度数	160	184	344	
	%	100.0%	100.0%	100.0%	

A0605 Membership - Qualifications, licenses

		A0101R Location(Country)		合計	
		Harju Country	Other		
A0605 Membership - Qualifications, licenses	No	度数	142	178	320
		%	88.8%	96.7%	93.0%
	Yes	度数	18	6	24
		%	11.2%	3.3%	7.0%
合計	度数	160	184	344	
	%	100.0%	100.0%	100.0%	

	%	11.3%	3.3%	7.0%
合計	度数	160	184	344
	%	100.0%	100.0%	100.0%

A0606 Membership – Nationality, ethnicity

		A0101R Location (Country)		合計	
		Harju Country	Other		
A0606 Membership – Nationality, ethnicity	No	度数	157	179	336
		%	98.1%	97.3%	97.7%
	Yes	度数	3	5	8
		%	1.9%	2.7%	2.3%
合計		度数	160	184	344
		%	100.0%	100.0%	100.0%

A0607 Membership – Religion

		A0101R Location (Country)		合計	
		Harju Country	Other		
A0607 Membership – Religion	No	度数	157	183	340
		%	98.1%	99.5%	98.8%
	Yes	度数	3	1	4
		%	1.9%	.5%	1.2%
合計		度数	160	184	344
		%	100.0%	100.0%	100.0%

A0608 Membership – Other

		A0101R Location (Country)		合計	
		Harju Country	Other		
A0608 Membership – Other	No	度数	104	140	244
		%	65.0%	76.1%	70.9%
	Yes	度数	56	44	100
		%	35.0%	23.9%	29.1%
合計		度数	160	184	344
		%	100.0%	100.0%	100.0%

Q7. Which classification best describes your organization?

		A0101R Location (Country)		合計	
		Harju Country	Other		
A0700 Organization category	Agricultural	度数	4	10	14
		%	2.6%	5.6%	4.2%
	Economic	度数	14	4	18
		%	9.1%	2.2%	5.4%
	Labor	度数	12	12	24
		%	7.8%	6.7%	7.2%
	Educational	度数	18	18	36
		%	11.7%	10.1%	10.8%
	Government related	度数	3	5	8
		%	1.9%	2.8%	2.4%
	Welfare	度数	9	23	32
		%	5.8%	12.9%	9.6%
	Professional	度数	30	8	38
		%	19.5%	4.5%	11.4%
	Political	度数	2	2	4
		%	1.3%	1.1%	1.2%
	Community	度数	14	44	58
		%	9.1%	24.7%	17.5%
	Academic, cultural, art, sport and leisure policies	度数	18	12	30
		%	11.7%	6.7%	9.0%
	Recreational, leisure, sport	度数	4	11	15
		%	2.6%	6.2%	4.5%
	Religious	度数	2	0	2
		%	1.3%	.0%	.6%
	Environmental	度数	5	4	9
		%	3.2%	2.2%	2.7%

	Management of dwellings and apartment houses	度数 %	0 .0%	1 .6%	1 .3%
	Other	度数 %	19 12.3%	24 13.5%	43 13.0%
合計		度数 %	154 100.0%	178 100.0%	332 100.0%

Q8. In which policy fields is your organization active?

		A0101R Location(Country)		合計	
		Har ju Country	Other		
A0800 Policy interest	Fiscal policies	度数 %	24 15.6%	29 16.3%	53 16.0%
	Commercial and international trade policies	度数 %	5 3.2%	0 .0%	5 1.5%
	Industrial promotion policies	度数 %	2 1.3%	0 .0%	2 .6%
	Construction and public works policies	度数 %	2 1.3%	0 .0%	2 .6%
	Transportation and traffic policies	度数 %	2 1.3%	0 .0%	2 .6%
	Communications and information policies	度数 %	3 1.9%	3 1.7%	6 1.8%
	Scientific technology and research development	度数 %	1 .6%	1 .6%	2 .6%
	Local/regional development	度数 %	7 4.5%	31 17.4%	38 11.4%
	Diplomatic policies and international cooperation	度数 %	1 .6%	0 .0%	1 .3%
	Crime prevention	度数 %	0 .0%	2 1.1%	2 .6%
	Justice and human rights	度数 %	2 1.3%	1 .6%	3 .9%
	Education	度数 %	13 8.4%	13 7.3%	26 7.8%
	Gender equality	度数 %	0 .0%	1 .6%	1 .3%
	Local government's administrative policies	度数 %	1 .6%	2 1.1%	3 .9%
	Labor unions and labor policies	度数 %	6 3.9%	5 2.8%	11 3.3%
	Agriculture, forestry and fisheries policies	度数 %	4 2.6%	10 5.6%	14 4.2%
	Consumer protection	度数 %	0 .0%	3 1.7%	3 .9%
	Environmental, energy or natural resources policies	度数 %	7 4.5%	2 1.1%	9 2.7%
	Healthcare, welfare, medical policies	度数 %	19 12.3%	18 10.1%	37 11.1%
	Academic, cultural, art, sport and leisure policies	度数 %	37 24.0%	42 23.6%	79 23.8%
	Support of other civil society organizations	度数 %	1 .6%	2 1.1%	3 .9%
	Other	度数 %	17 11.0%	13 7.3%	30 9.0%
合計		度数 %	154 100.0%	178 100.0%	332 100.0%

A0801 Policy interest - Fiscal policies

		A0101R Location(Country)		合計	
		Har ju Country	Other		
A0801 Policy interest - Fiscal policies	No	度数 %	154 96.3%	183 99.5%	337 98.0%
	Yes	度数 %	6 3.8%	1 .5%	7 2.0%
合計		度数	160	184	344

			100.0%	100.0%	100.0%
--	--	--	--------	--------	--------

A0802 Policy interest – Central bank’s financial policies

			A0101R Location(Country)		合計
			Harju Country	Other	
A0802 Policy interest – Central bank’s financial policies	No	度数 %	159 99.4%	184 100.0%	343 99.7%
	Yes	度数 %	1 .6%	0 .0%	1 .3%
合計		度数 %	160 100.0%	184 100.0%	344 100.0%

A0803 Policy interest – Commercial and international trade policies

			A0101R Location(Country)		合計
			Harju Country	Other	
A0803 Policy interest – Commercial and international trade policies	No	度数 %	150 93.8%	181 98.4%	331 96.2%
	Yes	度数 %	10 6.3%	3 1.6%	13 3.8%
合計		度数 %	160 100.0%	184 100.0%	344 100.0%

A0804 Policy interest – Industrial promotion policies

			A0101R Location(Country)		合計
			Harju Country	Other	
A0804 Policy interest – Industrial promotion policies	No	度数 %	152 95.0%	182 98.9%	334 97.1%
	Yes	度数 %	8 5.0%	2 1.1%	10 2.9%
合計		度数 %	160 100.0%	184 100.0%	344 100.0%

A0805 Policy interest – Construction and public works policies

			A0101R Location(Country)		合計
			Harju Country	Other	
A0805 Policy interest – Construction and public works policies	No	度数 %	152 95.0%	182 98.9%	334 97.1%
	Yes	度数 %	8 5.0%	2 1.1%	10 2.9%
合計		度数 %	160 100.0%	184 100.0%	344 100.0%

A0806 Policy interest – Transportation and traffic policies

			A0101R Location(Country)		合計
			Harju Country	Other	
A0806 Policy interest – Transportation and traffic policies	No	度数 %	153 95.6%	181 98.4%	334 97.1%
	Yes	度数 %	7 4.4%	3 1.6%	10 2.9%
合計		度数 %	160 100.0%	184 100.0%	344 100.0%

A0807 Policy interest – Communications and information policies

			A0101R Location(Country)		合計
			Harju Country	Other	
A0807 Policy interest – Communications and information policies	No	度数 %	120 75.0%	162 88.0%	282 82.0%
	Yes	度数 %	40 25.0%	22 12.0%	62 18.0%
合計		度数 %	160 100.0%	184 100.0%	344 100.0%

A0808 Policy interest – Scientific technology and research development

			A0101R Location(Country)		合計
			Harju Country	Other	
A0808 Policy interest – Scientific technology and research development	No	度数 %	147 91.9%	178 96.7%	325 94.5%
	Yes	度数 %	13 8.1%	6 3.3%	19 5.5%
合計		度数 %	160 100.0%	184 100.0%	344 100.0%

A0809 Policy interest – Local/regional development

			A0101R Location(Country)		合計
			Harju Country	Other	
A0809 Policy interest – Local/regional development	No	度数 %	129 80.6%	124 67.4%	253 73.5%
	Yes	度数 %	31 19.4%	60 32.6%	91 26.5%
合計		度数 %	160 100.0%	184 100.0%	344 100.0%

A0810 Policy interest – Diplomatic policies and international cooperation

			A0101R Location(Country)		合計
			Harju Country	Other	
A0810 Policy interest – Diplomatic policies and international cooperation	No	度数 %	142 88.8%	179 97.3%	321 93.3%
	Yes	度数 %	18 11.3%	5 2.7%	23 6.7%
合計		度数 %	160 100.0%	184 100.0%	344 100.0%

A0811 Policy interest – National security and defense policies

			A0101R Location(Country)		合計
			Harju Country	Other	
A0811 Policy interest – National security and defense policies	No	度数 %	157 98.1%	184 100.0%	341 99.1%
	Yes	度数 %	3 1.9%	0 .0%	3 .9%
合計		度数 %	160 100.0%	184 100.0%	344 100.0%

A0812 Policy interest – Crime prevention

			A0101R Location(Country)		合計
			Harju Country	Other	
A0812 Policy interest – Crime prevention	No	度数 %	150 93.8%	178 96.7%	328 95.3%
	Yes	度数 %	10 6.3%	6 3.3%	16 4.7%
合計		度数 %	160 100.0%	184 100.0%	344 100.0%

A0813 Policy interest – Justice and human rights

			A0101R Location(Country)		合計
			Harju Country	Other	
A0813 Policy interest – Justice and human rights	No	度数 %	151 94.4%	181 98.4%	332 96.5%
	Yes	度数 %	9 5.6%	3 1.6%	12 3.5%
合計		度数 %	160 100.0%	184 100.0%	344 100.0%

A0814 Policy interest - Education

			A0101R Location(Country)		合計
			Harju Country	Other	
A0814 Policy interest - Education	No	度数 %	110 68.8%	147 79.9%	257 74.7%
	Yes	度数 %	50 31.3%	37 20.1%	87 25.3%
合計		度数 %	160 100.0%	184 100.0%	344 100.0%

A0815 Policy interest - Gender equality

			A0101R Location(Country)		合計
			Harju Country	Other	
A0815 Policy interest - Gender equality	No	度数 %	144 90.0%	168 91.3%	312 90.7%
	Yes	度数 %	16 10.0%	16 8.7%	32 9.3%
合計		度数 %	160 100.0%	184 100.0%	344 100.0%

A0816 Policy interest - Local government's administrative policies

			A0101R Location(Country)		合計
			Harju Country	Other	
A0816 Policy interest - Local government's administrative policies	No	度数 %	155 96.9%	177 96.2%	332 96.5%
	Yes	度数 %	5 3.1%	7 3.8%	12 3.5%
合計		度数 %	160 100.0%	184 100.0%	344 100.0%

A0817 Policy interest - Labor unions and labor policies

			A0101R Location(Country)		合計
			Harju Country	Other	
A0817 Policy interest - Labor unions and labor policies	No	度数 %	140 87.5%	174 94.6%	314 91.3%
	Yes	度数 %	20 12.5%	10 5.4%	30 8.7%
合計		度数 %	160 100.0%	184 100.0%	344 100.0%

A0818 Policy interest - Agriculture, forestry and fisheries policies

			A0101R Location(Country)		合計
			Harju Country	Other	
A0818 Policy interest - Agriculture, forestry and fisheries policies	No	度数 %	149 93.1%	170 92.4%	319 92.7%
	Yes	度数 %	11 6.9%	14 7.6%	25 7.3%
合計		度数 %	160 100.0%	184 100.0%	344 100.0%

A0819 Policy interest - Consumer protection

			A0101R Location(Country)		合計
			Harju Country	Other	
A0819 Policy interest - Consumer protection	No	度数 %	152 95.0%	180 97.8%	332 96.5%
	Yes	度数 %	8 5.0%	4 2.2%	12 3.5%
合計		度数 %	160 100.0%	184 100.0%	344 100.0%

A0820 Policy interest - Environmental, energy or natural resources policies

			A0101R Location(Country)		
			Harju Country	Other	合計

			Harju Country	Other	合計
A0820 Policy interest – Environmental, energy or natural resources policies	No	度数 %	144 90.0%	167 90.8%	311 90.4%
	Yes	度数 %	16 10.0%	17 9.2%	33 9.6%
合計		度数 %	160 100.0%	184 100.0%	344 100.0%

A0821 Policy interest – Healthcare, welfare, medical policies

			A0101R Location(Country)		合計
			Harju Country	Other	
A0821 Policy interest – Healthcare, welfare, medical policies	No	度数 %	129 80.6%	153 83.2%	282 82.0%
	Yes	度数 %	31 19.4%	31 16.8%	62 18.0%
合計		度数 %	160 100.0%	184 100.0%	344 100.0%

A0822 Policy interest – International exchange, cooperation, aid policies

			A0101R Location(Country)		合計
			Harju Country	Other	
A0822 Policy interest – International exchange, cooperation, aid policies	No	度数 %	147 91.9%	176 95.7%	323 93.9%
	Yes	度数 %	13 8.1%	8 4.3%	21 6.1%
合計		度数 %	160 100.0%	184 100.0%	344 100.0%

A0823 Policy interest – Academic, cultural, art, sport and leisure policies

			A0101R Location(Country)		合計
			Harju Country	Other	
A0823 Policy interest – Academic, cultural, art, sport and leisure policies	No	度数 %	99 61.9%	97 52.7%	196 57.0%
	Yes	度数 %	61 38.1%	87 47.3%	148 43.0%
合計		度数 %	160 100.0%	184 100.0%	344 100.0%

A0824 Policy interest – Support of other civil society organizations

			A0101R Location(Country)		合計
			Harju Country	Other	
A0824 Policy interest – Support of other civil society organizations	No	度数 %	135 84.4%	157 85.3%	292 84.9%
	Yes	度数 %	25 15.6%	27 14.7%	52 15.1%
合計		度数 %	160 100.0%	184 100.0%	344 100.0%

A0825 Policy interest – Other

			A0101R Location(Country)		合計
			Harju Country	Other	
A0825 Policy interest – Other	No	度数 %	124 77.5%	157 85.3%	281 81.7%
	Yes	度数 %	36 22.5%	27 14.7%	63 18.3%
合計		度数 %	160 100.0%	184 100.0%	344 100.0%

Q9. What are the main purposes and activities of your organization?

A0901 Purpose of activities – Providing information to members

			A0101R Location(Country)		合計
			Harju Country	Other	

A0901 Purpose of activities - Providing information to members	No	度数	133	167	300
		%	83.1%	90.8%	87.2%
	Yes	度数	27	17	44
		%	16.9%	9.2%	12.8%
合計		度数	160	184	344
		%	100.0%	100.0%	100.0%

A0902 Purpose of activities - Economic profit

		A0101R Location(Country)		合計	
		Harju Country	Other		
A0902 Purpose of activities - Economic profit	No	度数	40	66	106
		%	25.0%	35.9%	30.8%
	Yes	度数	120	118	238
		%	75.0%	64.1%	69.2%
合計		度数	160	184	344
		%	100.0%	100.0%	100.0%

A0903 Purpose of activities - Protecting the standard of living and rights of members

		A0101R Location(Country)		合計	
		Harju Country	Other		
A0903 Purpose of activities - Protecting the standard of living and rights of members	No	度数	81	111	192
		%	50.6%	60.3%	55.8%
	Yes	度数	79	73	152
		%	49.4%	39.7%	44.2%
合計		度数	160	184	344
		%	100.0%	100.0%	100.0%

A0904 Purpose of activities - Providing education and training opportunities for members

		A0101R Location(Country)		合計	
		Harju Country	Other		
A0904 Purpose of activities - Providing education and training opportunities for members	No	度数	75	111	186
		%	46.9%	60.3%	54.1%
	Yes	度数	85	73	158
		%	53.1%	39.7%	45.9%
合計		度数	160	184	344
		%	100.0%	100.0%	100.0%

A0905 Purpose of activities - Assisting members to receive funds and benefits from the government

		A0101R Location(Country)		合計	
		Harju Country	Other		
A0905 Purpose of activities - Assisting members to receive funds and benefits from the government	No	度数	123	140	263
		%	76.9%	76.1%	76.5%
	Yes	度数	37	44	81
		%	23.1%	23.9%	23.5%
合計		度数	160	184	344
		%	100.0%	100.0%	100.0%

A0906 Purpose of activities - Providing members with administrative help in obtaining licenses or receiving contracts

		A0101R Location(Country)		合計	
		Harju Country	Other		
A0906 Purpose of activities - Providing members with administrative help in obtaining licenses or receiving contracts	No	度数	152	179	331
		%	95.0%	97.3%	96.2%
	Yes	度数	8	5	13
		%	5.0%	2.7%	3.8%
合計		度数	160	184	344
		%	100.0%	100.0%	100.0%

A0907 Purpose of activities - Making appeals or requests to the government

		A0101R Location(Country)		合計	
		Harju Country	Other		
A0907 Purpose of activities -	No	度数	98	155	253

Making appeals or requests to the government	%	61.3%	84.2%	73.5%
Yes	度数	62	29	91
	%	38.8%	15.8%	26.5%
合計	度数	160	184	344
	%	100.0%	100.0%	100.0%

A0908 Purpose of activities - Preparing and distributing information to nonmember individuals/groups/organizations

		A0101R Location(Country)		合計	
		Harju Country	Other		
A0908 Purpose of activities - Preparing and distributing information to nonmember individuals/groups/organizations	No	度数	54	89	143
		%	33.8%	48.4%	41.6%
Yes	度数	106	95	201	
	%	66.3%	51.6%	58.4%	
合計	度数	160	184	344	
	%	100.0%	100.0%	100.0%	

A0909 Purpose of activities - Providing policy recommendations based on your organization's expertise to nonmember individuals/groups/organizations

		A0101R Location(Country)		合計	
		Harju Country	Other		
A0909 Purpose of activities - Providing policy recommendations based on your organization's expertise to nonmember individuals/groups/organizations	No	度数	102	149	251
		%	63.8%	81.0%	73.0%
Yes	度数	58	35	93	
	%	36.3%	19.0%	27.0%	
合計	度数	160	184	344	
	%	100.0%	100.0%	100.0%	

A0910 Purpose of activities - Educating the public to achieve public goals

		A0101R Location(Country)		合計	
		Harju Country	Other		
A0910 Purpose of activities - Educating the public to achieve public goals	No	度数	78	115	193
		%	48.8%	62.5%	56.1%
Yes	度数	82	69	151	
	%	51.3%	37.5%	43.9%	
合計	度数	160	184	344	
	%	100.0%	100.0%	100.0%	

A0911 Purpose of activities - Providing other groups or individuals with funds

		A0101R Location(Country)		合計	
		Harju Country	Other		
A0911 Purpose of activities - Providing other groups or individuals with funds	No	度数	156	172	328
		%	97.5%	93.5%	95.3%
Yes	度数	4	12	16	
	%	2.5%	6.5%	4.7%	
合計	度数	160	184	344	
	%	100.0%	100.0%	100.0%	

A0912 Purpose of activities - Providing services to the public for a fee

		A0101R Location(Country)		合計	
		Harju Country	Other		
A0912 Purpose of activities - Providing services to the public for a fee	No	度数	143	157	300
		%	89.4%	85.3%	87.2%
Yes	度数	17	27	44	
	%	10.6%	14.7%	12.8%	
合計	度数	160	184	344	
	%	100.0%	100.0%	100.0%	

A0913 Purpose of activities - Providing services to the public free of charge

			A0101R Location(Country)		合計
			Har ju Country	Other	
A0913 Purpose of activities - Providing services to the public free of charge	No	度数 %	122 76.3%	115 62.5%	237 68.9%
	Yes	度数 %	38 23.8%	69 37.5%	107 31.1%
合計		度数 %	160 100.0%	184 100.0%	344 100.0%

A0914 Purpose of activities - Other

			A0101R Location(Country)		合計
			Har ju Country	Other	
A0914 Purpose of activities - Other	No	度数 %	139 86.9%	163 88.6%	302 87.8%
	Yes	度数 %	21 13.1%	21 11.4%	42 12.2%
合計		度数 %	160 100.0%	184 100.0%	344 100.0%

Q10. Does your group have a legal form?

			A0101R Location(Country)		合計
			Har ju Country	Other	
A1000 Legal status	No	度数 %	1 .6%	1 .5%	2 .6%
	Yes	度数 %	156 99.4%	181 99.5%	337 99.4%
合計		度数 %	157 100.0%	182 100.0%	339 100.0%

Q11. In which geographic area does your organization conduct its activities?

			A0101R Location(Country)		合計
			Har ju Country	Other	
A1100 Area of activities	Local (town, parish)	度数 %	37 23.3%	64 34.8%	101 29.4%
	Regional (county)	度数 %	5 3.1%	66 35.9%	71 20.7%
	Several regional (several counties)	度数 %	15 9.4%	25 13.6%	40 11.7%
	National	度数 %	89 56.0%	25 13.6%	114 33.2%
	EU	度数 %	3 1.9%	0 .0%	3 .9%
	International	度数 %	10 6.3%	4 2.2%	14 4.1%
	合計		度数 %	159 100.0%	184 100.0%

Q12. When policy problems occur in the 'geographic area' indicated in Q11, how much influence does your organization have in solving these problems?

			A0101R Location(Country)		合計
			Har ju Country	Other	
A1200 Influence of your organization	No influence	度数 %	18 11.3%	20 10.9%	38 11.1%
	Almost no influence	度数 %	19 11.9%	28 15.2%	47 13.7%
	A little influence	度数 %	33 20.8%	44 23.9%	77 22.4%
	Some influence	度数 %	65 40.9%	71 38.6%	136 39.7%
	Extensive influence	度数 %	24 15.1%	21 11.4%	45 13.1%
	合計		度数	159	184

%	100.0%	100.0%	100.0%
---	--------	--------	--------

Q13. To what extent does your organization agree with the following statements?

A1301 The views – The most important evaluation basis for the government is policy efficiency

			A0101R Location(Country)		合計
			Harju Country	Other	
A1301 The views – The most important evaluation basis for the government is policy efficiency	Disagree	度数 %	4 2.5%	11 6.0%	15 4.4%
	Rather disagree	度数 %	11 6.9%	9 4.9%	20 5.8%
	Neither agree or disagree	度数 %	34 21.4%	40 21.7%	74 21.6%
	Rather agree	度数 %	69 43.4%	84 45.7%	153 44.6%
	Agree	度数 %	41 25.8%	40 21.7%	81 23.6%
	合計	度数 %	159 100.0%	184 100.0%	343 100.0%

A1302 The views – In public administration, attracting interest groups is more important than efficiency of top-down decision making

			A0101R Location(Country)		合計
			Harju Country	Other	
A1302 The views – In public administration, attracting interest groups is more important than efficiency of top-down decision making	Disagree	度数 %	1 .6%	1 .5%	2 .6%
	Rather disagree	度数 %	3 1.9%	8 4.3%	11 3.2%
	Neither agree or disagree	度数 %	26 16.4%	25 13.6%	51 14.9%
	Rather agree	度数 %	74 46.5%	69 37.5%	143 41.7%
	Agree	度数 %	55 34.6%	81 44.0%	136 39.7%
	合計	度数 %	159 100.0%	184 100.0%	343 100.0%

A1303 The views – Income equality is one of the important goals of the government

			A0101R Location(Country)		合計
			Harju Country	Other	
A1303 The views – Income equality is one of the important goals of the government	Disagree	度数 %	28 17.6%	28 15.2%	56 16.3%
	Rather disagree	度数 %	44 27.7%	52 28.3%	96 28.0%
	Neither agree or disagree	度数 %	49 30.8%	57 31.0%	106 30.9%
	Rather agree	度数 %	28 17.6%	34 18.5%	62 18.1%
	Agree	度数 %	10 6.3%	13 7.1%	23 6.7%
	合計	度数 %	159 100.0%	184 100.0%	343 100.0%

A1304 The views – The smaller the government intervention in economy, the better

			A0101R Location(Country)		合計
			Harju Country	Other	
A1304 The views – The smaller the government intervention in economy, the better	Disagree	度数 %	16 10.1%	29 15.8%	45 13.1%
	Rather disagree	度数 %	44 27.7%	54 29.3%	98 28.6%
	Neither agree or disagree	度数 %	52 32.7%	49 26.6%	101 29.4%
	Rather agree	度数 %	39 24.5%	46 25.0%	85 24.8%
	Agree	度数 %	10 6.3%	13 7.1%	23 6.7%

Agree	度数	8	6	14
	%	5.0%	3.3%	4.1%
合計	度数	159	184	343
	%	100.0%	100.0%	100.0%

A1305 The views - The government provides too much financial aid to inefficient sectors

		A0101R Location(Country)		合計	
		Harju Country	Other		
A1305 The views - The government provides too much financial aid to inefficient sectors	Disagree	度数	6	7	13
		%	3.8%	3.8%	3.8%
	Rather disagree	度数	38	36	74
		%	23.9%	19.6%	21.6%
	Neither agree or disagree	度数	55	69	124
		%	34.6%	37.5%	36.2%
	Rather agree	度数	50	56	106
		%	31.4%	30.4%	30.9%
	Agree	度数	10	16	26
		%	6.3%	8.7%	7.6%
合計	度数	159	184	343	
	%	100.0%	100.0%	100.0%	

A1306 The views - Leveling the economic gap among regions is an important task of the government

		A0101R Location(Country)		合計	
		Harju Country	Other		
A1306 The views - Leveling the economic gap among regions is an important task of the government	Disagree	度数	2	7	9
		%	1.3%	3.8%	2.6%
	Rather disagree	度数	11	11	22
		%	6.9%	6.0%	6.4%
	Neither agree or disagree	度数	40	28	68
		%	25.2%	15.2%	19.8%
	Rather agree	度数	72	69	141
		%	45.3%	37.5%	41.1%
	Agree	度数	34	69	103
		%	21.4%	37.5%	30.0%
合計	度数	159	184	343	
	%	100.0%	100.0%	100.0%	

A1307 The views - Environment is more important than economic growth

		A0101R Location(Country)		合計	
		Harju Country	Other		
A1307 The views - Environment is more important than economic growth	Disagree	度数	4	7	11
		%	2.5%	3.8%	3.2%
	Rather disagree	度数	18	26	44
		%	11.3%	14.1%	12.8%
	Neither agree or disagree	度数	60	58	118
		%	37.7%	31.5%	34.4%
	Rather agree	度数	52	70	122
		%	32.7%	38.0%	35.6%
	Agree	度数	25	23	48
		%	15.7%	12.5%	14.0%
合計	度数	159	184	343	
	%	100.0%	100.0%	100.0%	

A1308 The views - People should have more opportunities to participate in decision-making process of local/national government.

		A0101R Location(Country)		合計	
		Harju Country	Other		
A1308 The views - People should have more opportunities to participate in decision-making process of local/national government.	Disagree	度数	0	1	1
		%	.0%	.5%	.3%
	Rather disagree	度数	5	3	8
		%	3.1%	1.6%	2.3%

Neither agree or disagree	度数	27	16	43
	%	17.0%	8.7%	12.5%
Rather agree	度数	67	83	150
	%	42.1%	45.1%	43.7%
Agree	度数	60	81	141
	%	37.7%	44.0%	41.1%
合計	度数	159	184	343
	%	100.0%	100.0%	100.0%

A1309 The views - It is inevitable that some individual rights are limited for the sake of national security.

		A0101R Location(Country)		合計	
		Harju Country	Other		
A1309 The views - It is inevitable that some individual rights are limited for the sake of national security.	Disagree	度数	5	7	12
		%	3.1%	3.8%	3.5%
	Rather disagree	度数	18	19	37
		%	11.3%	10.3%	10.8%
	Neither agree or disagree	度数	48	52	100
		%	30.2%	28.3%	29.2%
Rather agree	度数	54	65	119	
	%	34.0%	35.3%	34.7%	
Agree	度数	34	41	75	
	%	21.4%	22.3%	21.9%	
合計	度数	159	184	343	
	%	100.0%	100.0%	100.0%	

A1310 The views - Some authorities of the national government should be transferred to local governments

		A0101R Location(Country)		合計	
		Harju Country	Other		
A1310 The views - Some authorities of the national government should be transferred to local governments	Disagree	度数	5	8	13
		%	3.1%	4.3%	3.8%
	Rather disagree	度数	12	21	33
		%	7.5%	11.4%	9.6%
	Neither agree or disagree	度数	63	54	117
		%	39.6%	29.3%	34.1%
Rather agree	度数	61	68	129	
	%	38.4%	37.0%	37.6%	
Agree	度数	18	33	51	
	%	11.3%	17.9%	14.9%	
合計	度数	159	184	343	
	%	100.0%	100.0%	100.0%	

A1311 The views - Government policies reflect public opinion

		A0101R Location(Country)		合計	
		Harju Country	Other		
A1311 The views - Government policies reflect public opinion	Disagree	度数	28	36	64
		%	17.6%	19.6%	18.7%
	Rather disagree	度数	54	65	119
		%	34.0%	35.3%	34.7%
	Neither agree or disagree	度数	53	40	93
		%	33.3%	21.7%	27.1%
Rather agree	度数	18	33	51	
	%	11.3%	17.9%	14.9%	
Agree	度数	6	10	16	
	%	3.8%	5.4%	4.7%	
合計	度数	159	184	343	
	%	100.0%	100.0%	100.0%	

A1312 The views - Companies should make contributions to the development of society rather than just pursuing profits.

		A0101R Location(Country)		合計
		Harju Country	Other	

A1312 The views – Companies should make contributions to the development of society rather than just pursuing profits.	Disagree	度数 %	2 1.3%	4 2.2%	6 1.7%
	Rather disagree	度数 %	4 2.5%	4 2.2%	8 2.3%
	Neither agree or disagree	度数 %	21 13.2%	21 11.4%	42 12.2%
	Rather agree	度数 %	65 40.9%	80 43.5%	145 42.3%
	Agree	度数 %	67 42.1%	75 40.8%	142 41.4%
	合計	度数 %	159 100.0%	184 100.0%	343 100.0%

Q14. Did your organization receive any support from other organization when you were established?

			A0101R Location(Country)		合計
			Harju Country	Other	
B1400 Assistance from other organization when founded	No	度数 %	114 72.6%	127 69.8%	241 71.1%
	Yes	度数 %	43 27.4%	55 30.2%	98 28.9%
合計		度数 %	157 100.0%	182 100.0%	339 100.0%

Q15. Where does your organization receive information that is necessary for its activities?

B1501 Source of information necessary for activities – The first

			A0101R Location(Country)		合計
			Harju Country	Other	
B1501 Source of information necessary for activities – The first	The national government, ministers	度数 %	28 18.1%	24 13.5%	52 15.6%
	Political parties	度数 %	9 5.8%	36 20.2%	45 13.5%
	Local governments	度数 %	1 .6%	0 .0%	1 .3%
	Members of the Parliament	度数 %	1 .6%	0 .0%	1 .3%
	Members of local councils	度数 %	0 .0%	2 1.1%	2 .6%
	The EU authorities	度数 %	2 1.3%	4 2.2%	6 1.8%
	Scholars in the academia or professionals	度数 %	8 5.2%	7 3.9%	15 4.5%
	Mass Media in general	度数 %	4 2.6%	8 4.5%	12 3.6%
	Specialized newspapers/sources	度数 %	22 14.2%	21 11.8%	43 12.9%
	Foreign NGOs, think-tanks etc	度数 %	9 5.8%	4 2.2%	13 3.9%
	Other domestic organizations with similar interests	度数 %	18 11.6%	44 24.7%	62 18.6%
	Members of your organization	度数 %	47 30.3%	22 12.4%	69 20.7%
	Business companies	度数 %	2 1.3%	1 .6%	3 .9%
	Others	度数 %	4 2.6%	5 2.8%	9 2.7%
	合計	度数 %	155 100.0%	178 100.0%	333 100.0%

B1502 Source of information necessary for activities – The second

			A0101R Location(Country)		合計
			Harju Country	Other	
B1502 Source of information necessary for activities – The second	The national government, ministers	度数 %	12 7.7%	11 6.2%	23 6.9%

second

Political parties	度数	12	25	37
	%	7.7%	14.0%	11.1%
Local governments	度数	1	3	4
	%	.6%	1.7%	1.2%
Members of the Parliament	度数	2	2	4
	%	1.3%	1.1%	1.2%
Members of local councils	度数	2	5	7
	%	1.3%	2.8%	2.1%
The EU authorities	度数	8	1	9
	%	5.2%	.6%	2.7%
Members of the EU parliament	度数	1	0	1
	%	.6%	.0%	.3%
Scholars in the academia or professionals	度数	9	17	26
	%	5.8%	9.6%	7.8%
Mass Media in general	度数	16	20	36
	%	10.3%	11.2%	10.8%
Specialized newspapers/sources	度数	20	18	38
	%	12.9%	10.1%	11.4%
Foreign governments	度数	0	2	2
	%	.0%	1.1%	.6%
Foreign NGOs, think-tanks etc	度数	12	4	16
	%	7.7%	2.2%	4.8%
Other domestic organizations with similar	度数	22	23	45
	%	14.2%	12.9%	13.5%
Members of your organization	度数	22	35	57
	%	14.2%	19.7%	17.1%
Business companies	度数	7	6	13
	%	4.5%	3.4%	3.9%
Others	度数	9	6	15
	%	5.8%	3.4%	4.5%
合計	度数	155	178	333
	%	100.0%	100.0%	100.0%

B1503 Source of information necessary for activities - The third

			A0101R Location(Country)		合計
			Harju Country	Other	
B1503 Source of information necessary for activities - The third	The national government, ministers	度数	17	19	36
		%	11.0%	10.7%	10.8%
	Political parties	度数	12	31	43
		%	7.7%	17.4%	12.9%
	Local governments	度数	4	2	6
		%	2.6%	1.1%	1.8%
	Members of the Parliament	度数	1	4	5
		%	.6%	2.2%	1.5%
	Members of local councils	度数	1	5	6
		%	.6%	2.8%	1.8%
	The EU authorities	度数	11	8	19
		%	7.1%	4.5%	5.7%
	Members of the EU parliament	度数	0	1	1
		%	.0%	.6%	.3%
	Scholars in the academia or professionals	度数	11	11	22
		%	7.1%	6.2%	6.6%
	Mass Media in general	度数	8	9	17
		%	5.2%	5.1%	5.1%
	Specialized newspapers/sources	度数	22	30	52
		%	14.2%	16.9%	15.6%
Foreign NGOs, think-tanks etc	度数	15	5	20	
	%	9.7%	2.8%	6.0%	
Other domestic organizations with similar	度数	24	31	55	
	%	15.5%	17.4%	16.5%	
Members of your organization	度数	22	17	39	
	%	14.2%	9.6%	11.7%	
Business companies	度数	4	4	8	
	%	2.6%	2.2%	2.4%	
Others	度数	3	1	4	
	%	1.9%	.6%	1.2%	

合計	度数	155	178	333
	%	100.0%	100.0%	100.0%

Q16. Does your organization have any contacts among the following types of individuals?

B1601 Personal relationship – Members of the parliament or government

		A0101R Location (Country)		合計
		Harju Country	Other	
B1601 Personal relationship – Members of the parliament or government	No	度数 88	124	212
		% 55.0%	67.4%	61.6%
Yes	度数 72	60	132	
	% 45.0%	32.6%	38.4%	
合計	度数 160	184	344	
	% 100.0%	100.0%	100.0%	

B1602 Personal relationship – A chief or a section chief from a department of the national government

		A0101R Location (Country)		合計
		Harju Country	Other	
B1602 Personal relationship – A chief or a section chief from a department of the national government	No	度数 64	127	191
		% 40.0%	69.0%	55.5%
Yes	度数 96	57	153	
	% 60.0%	31.0%	44.5%	
合計	度数 160	184	344	
	% 100.0%	100.0%	100.0%	

B1603 Personal relationship – Members of local councils

		A0101R Location (Country)		合計
		Harju Country	Other	
B1603 Personal relationship – Members of local councils	No	度数 102	67	169
		% 63.8%	36.4%	49.1%
Yes	度数 58	117	175	
	% 36.3%	63.6%	50.9%	
合計	度数 160	184	344	
	% 100.0%	100.0%	100.0%	

B1604 Personal relationship – County governor/town mayor or their deputies

		A0101R Location (Country)		合計
		Harju Country	Other	
B1604 Personal relationship – County governor/town mayor or their deputies	No	度数 108	75	183
		% 67.5%	40.8%	53.2%
Yes	度数 52	109	161	
	% 32.5%	59.2%	46.8%	
合計	度数 160	184	344	
	% 100.0%	100.0%	100.0%	

B1605 Personal relationship – Executives of a department of the local government

		A0101R Location (Country)		合計
		Harju Country	Other	
B1605 Personal relationship – Executives of a department of the local government	No	度数 108	77	185
		% 67.5%	41.8%	53.8%
Yes	度数 52	107	159	
	% 32.5%	58.2%	46.2%	
合計	度数 160	184	344	
	% 100.0%	100.0%	100.0%	

B1606 Personal relationship – Journalists from national media channels

		A0101R Location (Country)		合計
		Harju Country	Other	
B1606 Personal relationship – Journalists from national media channels	No	度数 93	134	227
		% 58.1%	72.8%	66.0%
Yes	度数 67	50	117	
	% 41.9%	27.2%	34.0%	
合計	度数 160	184	344	

%	100.0%	100.0%	100.0%
---	--------	--------	--------

B1607 Personal relationship – Local journalists

			A0101R Location(Country)		合計
			Harju Country	Other	
B1607 Personal relationship – Local journalists	No	度数 %	93 58.1%	72 39.1%	165 48.0%
	Yes	度数 %	67 41.9%	112 60.9%	179 52.0%
合計		度数 %	160 100.0%	184 100.0%	344 100.0%

Q17. How would you describe the relationship between your organization and the government?

B1701 Relationship with the national government – They authorized our legal status

			A0101R Location(Country)		合計
			Harju Country	Other	
B1701 Relationship with the national government – They authorized our legal status	No	度数 %	77 48.1%	62 33.7%	139 40.4%
	Yes	度数 %	83 51.9%	122 66.3%	205 59.6%
合計		度数 %	160 100.0%	184 100.0%	344 100.0%

B1702 Relationship with the national government – They give us some administrative guidance

			A0101R Location(Country)		合計
			Harju Country	Other	
B1702 Relationship with the national government – They give us some administrative guidance	No	度数 %	136 85.0%	144 78.3%	280 81.4%
	Yes	度数 %	24 15.0%	40 21.7%	64 18.6%
合計		度数 %	160 100.0%	184 100.0%	344 100.0%

B1703 Relationship with the national government – They give us some administrative guidance

			A0101R Location(Country)		合計
			Harju Country	Other	
B1703 Relationship with the national government – They give us some administrative guidance	No	度数 %	148 92.5%	159 86.4%	307 89.2%
	Yes	度数 %	12 7.5%	25 13.6%	37 10.8%
合計		度数 %	160 100.0%	184 100.0%	344 100.0%

B1704 Relationship with the national government – We support their policymaking and budget activities

			A0101R Location(Country)		合計
			Harju Country	Other	
B1704 Relationship with the national government – We support their policymaking and budget activities	No	度数 %	147 91.9%	165 89.7%	312 90.7%
	Yes	度数 %	13 8.1%	19 10.3%	32 9.3%
合計		度数 %	160 100.0%	184 100.0%	344 100.0%

B1705 Relationship with the national government – We exchange information with them regarding the conditions of industry and groups

			A0101R Location(Country)		合計
			Harju Country	Other	
B1705 Relationship with the national government – We exchange information with them regarding the conditions of industry and groups	No	度数 %	65 40.6%	73 39.7%	138 40.1%
	Yes	度数 %	95 59.4%	111 60.3%	206 59.9%

合計		度数	160	184	344
		%	100.0%	100.0%	100.0%

B1706 Relationship with the national government - We support implantation of their policies

			A0101R Location(Country)		合計
			Harju Country	Other	
B1706 Relationship with the national government - We support implantation of their policies	No	度数	138	154	292
		%	86.3%	83.7%	84.9%
	Yes	度数	22	30	52
		%	13.8%	16.3%	15.1%
合計		度数	160	184	344
		%	100.0%	100.0%	100.0%

B1707 Relationship with the national government - We send our members to their commissions

			A0101R Location(Country)		合計
			Harju Country	Other	
B1707 Relationship with the national government - We send our members to their commissions	No	度数	101	131	232
		%	63.1%	71.2%	67.4%
	Yes	度数	59	53	112
		%	36.9%	28.8%	32.6%
合計		度数	160	184	344
		%	100.0%	100.0%	100.0%

B1708 Relationship with the national government - We monitor their policies/implementation of policies

			A0101R Location(Country)		合計
			Harju Country	Other	
B1708 Relationship with the national government - We monitor their policies/implementation of policies	No	度数	74	103	177
		%	46.3%	56.0%	51.5%
	Yes	度数	86	81	167
		%	53.8%	44.0%	48.5%
合計		度数	160	184	344
		%	100.0%	100.0%	100.0%

B1709 Relationship with the national government - We provide positions to their retired government officials

			A0101R Location(Country)		合計
			Harju Country	Other	
B1709 Relationship with the national government - We provide positions to their retired government officials	No	度数	159	182	341
		%	99.4%	98.9%	99.1%
	Yes	度数	1	2	3
		%	.6%	1.1%	.9%
合計		度数	160	184	344
		%	100.0%	100.0%	100.0%

B1710 Relationship with the local government - They authorized our legal status

			A0101R Location(Country)		合計
			Harju Country	Other	
B1710 Relationship with the local government - They authorized our legal status	No	度数	131	133	264
		%	81.9%	72.3%	76.7%
	Yes	度数	29	51	80
		%	18.1%	27.7%	23.3%
合計		度数	160	184	344
		%	100.0%	100.0%	100.0%

B1711 Relationship with the local government - They give us some administrative guidance

			A0101R Location(Country)		合計
			Harju Country	Other	
B1711 Relationship with the local government - They give us some administrative	No	度数	148	153	301
		%	92.5%	83.2%	87.5%

us some administrative guidance	Yes	度数	12	31	43
		%	7.5%	16.8%	12.5%
合計		度数	160	184	344
		%	100.0%	100.0%	100.0%

B1712 Relationship with the local government – They give us some administrative guidance

			A0101R Location(Country)		合計
			Harju Country	Other	
B1712 Relationship with the local government – They give us some administrative guidance	No	度数	155	162	317
		%	96.9%	88.0%	92.2%
	Yes	度数	5	22	27
		%	3.1%	12.0%	7.8%
合計		度数	160	184	344
		%	100.0%	100.0%	100.0%

B1713 Relationship with the local government – We support their policymaking and budget activities

			A0101R Location(Country)		合計
			Harju Country	Other	
B1713 Relationship with the local government – We support their policymaking and budget activities	No	度数	152	151	303
		%	95.0%	82.1%	88.1%
	Yes	度数	8	33	41
		%	5.0%	17.9%	11.9%
合計		度数	160	184	344
		%	100.0%	100.0%	100.0%

B1714 Relationship with the local government – We exchange information with them regarding the conditions of industry and groups

			A0101R Location(Country)		合計
			Harju Country	Other	
B1714 Relationship with the local government – We exchange information with them regarding the conditions of industry and groups	No	度数	91	62	153
		%	56.9%	33.7%	44.5%
	Yes	度数	69	122	191
		%	43.1%	66.3%	55.5%
合計		度数	160	184	344
		%	100.0%	100.0%	100.0%

B1715 Relationship with the local government – We support implantation of their policies

			A0101R Location(Country)		合計
			Harju Country	Other	
B1715 Relationship with the local government – We support implantation of their policies	No	度数	150	147	297
		%	93.8%	79.9%	86.3%
	Yes	度数	10	37	47
		%	6.3%	20.1%	13.7%
合計		度数	160	184	344
		%	100.0%	100.0%	100.0%

B1716 Relationship with the local government – We send our members to their commissions

			A0101R Location(Country)		合計
			Harju Country	Other	
B1716 Relationship with the local government – We send our members to their commissions	No	度数	133	133	266
		%	83.1%	72.3%	77.3%
	Yes	度数	27	51	78
		%	16.9%	27.7%	22.7%
合計		度数	160	184	344
		%	100.0%	100.0%	100.0%

B1717 Relationship with the local government – We monitor their policies/implementation of policies

			A0101R Location(Country)		合計
			Harju Country	Other	
B1717 Relationship with the local government – We monitor their policies/implementation	No	度数	92	98	190
		%	57.5%	53.3%	55.2%

Client policies/ implementation of policies	Yes	度数	68	86	154
		%	42.5%	46.7%	44.8%
合計		度数	160	184	344
		%	100.0%	100.0%	100.0%

B1718 Relationship with the local government – We provide positions to their retired government officials

		A0101R Location(Country)		合計	
		Har ju Country	Other		
B1718 Relationship with the local government – We provide positions to their retired government officials	No	度数	159	184	343
		%	99.4%	100.0%	99.7%
	Yes	度数	1	0	1
		%	.6%	.0%	.3%
合計		度数	160	184	344
		%	100.0%	100.0%	100.0%

Q18. When your organization makes requests “directly” to the governments, how often do you approach the following people (by personal visit, phone calls, etc.)?

B1801 Direct lobbying today – Ministers, government officials of higher ranks in ministries

		A0101R Location(Country)		合計	
		Har ju Country	Other		
B1801 Direct lobbying today – Ministers, government officials of higher ranks in ministries	Never	度数	42	67	109
		%	30.0%	40.9%	35.9%
	Rarely	度数	40	52	92
		%	28.6%	31.7%	30.3%
	Sometimes	度数	30	32	62
	%	21.4%	19.5%	20.4%	
	Rather frequently	度数	22	10	32
		%	15.7%	6.1%	10.5%
	Very frequently	度数	6	3	9
		%	4.3%	1.8%	3.0%
合計		度数	140	164	304
		%	100.0%	100.0%	100.0%

B1802 Direct lobbying today – Government officials of lower ranks in ministries

		A0101R Location(Country)		合計	
		Har ju Country	Other		
B1802 Direct lobbying today – Government officials of lower ranks in ministries	Never	度数	25	50	75
		%	18.0%	30.3%	24.7%
	Rarely	度数	27	44	71
		%	19.4%	26.7%	23.4%
	Sometimes	度数	39	45	84
	%	28.1%	27.3%	27.6%	
	Rather frequently	度数	36	20	56
		%	25.9%	12.1%	18.4%
	Very frequently	度数	12	6	18
		%	8.6%	3.6%	5.9%
合計		度数	139	165	304
		%	100.0%	100.0%	100.0%

B1803 Direct lobbying today – Mayor/Governor

		A0101R Location(Country)		合計	
		Har ju Country	Other		
B1803 Direct lobbying today – Mayor/Governor	Never	度数	61	31	92
		%	43.9%	18.1%	29.7%
	Rarely	度数	36	28	64
		%	25.9%	16.4%	20.6%
	Sometimes	度数	27	38	65
	%	19.4%	22.2%	21.0%	
	Rather frequently	度数	12	43	55
		%	8.6%	25.1%	17.7%
	Very frequently	度数	3	31	34
		%	2.2%	18.1%	11.0%

合計	度数	139	171	310
	%	100.0%	100.0%	100.0%

B1804 Direct lobbying today - Government officials of higher ranks in the local government

		A0101R Location(Country)		合計	
		Harju Country	Other		
B1804 Direct lobbying today - Government officials of higher ranks in the local government	Never	度数	44	14	58
		%	31.2%	8.1%	18.5%
	Rarely	度数	36	41	77
		%	25.5%	23.8%	24.6%
	Sometimes	度数	33	36	69
	%	23.4%	20.9%	22.0%	
	Rather frequently	度数	17	45	62
		%	12.1%	26.2%	19.8%
	Very frequently	度数	11	36	47
		%	7.8%	20.9%	15.0%
合計	度数	141	172	313	
	%	100.0%	100.0%	100.0%	

B1805 Direct lobbying 5 years ago - Ministers, government officials of higher ranks in ministries

		A0101R Location(Country)		合計	
		Harju Country	Other		
B1805 Direct lobbying 5 years ago - Ministers, government officials of higher ranks in ministries	Never	度数	46	72	118
		%	33.8%	43.9%	39.3%
	Rarely	度数	37	41	78
		%	27.2%	25.0%	26.0%
	Sometimes	度数	28	33	61
	%	20.6%	20.1%	20.3%	
	Rather frequently	度数	19	15	34
		%	14.0%	9.1%	11.3%
	Very frequently	度数	6	3	9
		%	4.4%	1.8%	3.0%
合計	度数	136	164	300	
	%	100.0%	100.0%	100.0%	

B1806 Direct lobbying 5 years ago - Government officials of lower ranks in ministries

		A0101R Location(Country)		合計	
		Harju Country	Other		
B1806 Direct lobbying 5 years ago - Government officials of lower ranks in ministries	Never	度数	33	54	87
		%	24.4%	32.7%	29.0%
	Rarely	度数	26	47	73
		%	19.3%	28.5%	24.3%
	Sometimes	度数	39	33	72
	%	28.9%	20.0%	24.0%	
	Rather frequently	度数	25	25	50
		%	18.5%	15.2%	16.7%
	Very frequently	度数	12	6	18
		%	8.9%	3.6%	6.0%
合計	度数	135	165	300	
	%	100.0%	100.0%	100.0%	

B1807 Direct lobbying 5 years ago - Mayor/Governor

		A0101R Location(Country)		合計	
		Harju Country	Other		
B1807 Direct lobbying 5 years ago - Mayor/Governor	Never	度数	70	32	102
		%	51.5%	19.0%	33.6%
	Rarely	度数	32	28	60
		%	23.5%	16.7%	19.7%
	Sometimes	度数	21	49	70
	%	15.4%	29.2%	23.0%	
	Rather frequently	度数	8	36	44
		%	5.9%	21.4%	14.5%
	Very frequently	度数	5	23	28
		%	3.7%	13.7%	9.2%

合計	度数	136	168	304
	%	100.0%	100.0%	100.0%

B1808 Direct lobbying 5 years ago - Government officials of higher ranks in the local government

		A0101R Location(Country)		合計	
		Har ju Country	Other		
B1808 Direct lobbying 5 years ago - Government officials of higher ranks in the local government	Never	度数	55	22	77
		%	39.9%	13.1%	25.2%
	Rarely	度数	33	32	65
		%	23.9%	19.0%	21.2%
	Sometimes	度数	30	51	81
		%	21.7%	30.4%	26.5%
	Rather frequently	度数	14	42	56
		%	10.1%	25.0%	18.3%
	Very frequently	度数	6	21	27
		%	4.3%	12.5%	8.8%
合計	度数	138	168	306	
	%	100.0%	100.0%	100.0%	

Q19. How often does your group ask the following people to make requests for you "indirectly" to the government?

B1901 Indirect lobbying the National government today - Members of Parliament from your electoral district

		A0101R Location(Country)		合計	
		Har ju Country	Other		
B1901 Indirect lobbying the National government today - Members of Parliament from your electoral district	欠損値	度数	160	184	344
		%	100.0%	100.0%	100.0%
合計	度数	160	184	344	
	%	100.0%	100.0%	100.0%	

B1902 Indirect lobbying the National government today - Members of Parliament from other electoral districts

		A0101R Location(Country)		合計	
		Har ju Country	Other		
B1902 Indirect lobbying the National government today - Members of Parliament from other electoral districts	Never	度数	88	112	200
		%	65.7%	68.3%	67.1%
	Rarely	度数	23	29	52
		%	17.2%	17.7%	17.4%
	Sometimes	度数	13	18	31
		%	9.7%	11.0%	10.4%
	Rather frequently	度数	8	2	10
		%	6.0%	1.2%	3.4%
	Very frequently	度数	2	3	5
		%	1.5%	1.8%	1.7%
合計	度数	134	164	298	
	%	100.0%	100.0%	100.0%	

B1903 Indirect lobbying the National government today - Mayor/Governor or executives of the local government

		A0101R Location(Country)		合計	
		Har ju Country	Other		
B1903 Indirect lobbying the National government today - Mayor/Governor or executives of the local government	Never	度数	89	79	168
		%	66.4%	47.9%	56.2%
	Rarely	度数	22	32	54
		%	16.4%	19.4%	18.1%
	Sometimes	度数	16	28	44
		%	11.9%	17.0%	14.7%
	Rather frequently	度数	7	17	24
		%	5.2%	10.3%	8.0%
	Very frequently	度数	0	9	9
		%	.0%	5.5%	3.0%

合計	度数	134	165	299
	%	100.0%	100.0%	100.0%

B1904 Indirect lobbying the National government today – Members of local council

			A0101R Location (Country)		合計
			Harju Country	Other	
B1904 Indirect lobbying the National government today – Members of local council	Never	度数	83	76	159
		%	62.4%	45.8%	53.2%
	Rarely	度数	24	37	61
		%	18.0%	22.3%	20.4%
	Sometimes	度数	22	31	53
	%	16.5%	18.7%	17.7%	
	Rather frequently	度数	3	20	23
		%	2.3%	12.0%	7.7%
	Very frequently	度数	1	2	3
		%	.8%	1.2%	1.0%
合計	度数	133	166	299	
	%	100.0%	100.0%	100.0%	

B1905 Indirect lobbying the National government today – Members of the European parliament

			A0101R Location (Country)		合計
			Harju Country	Other	
B1905 Indirect lobbying the National government today – Members of the European parliament	Never	度数	108	123	231
		%	80.0%	76.4%	78.0%
	Rarely	度数	11	22	33
		%	8.1%	13.7%	11.1%
	Sometimes	度数	11	13	24
	%	8.1%	8.1%	8.1%	
	Rather frequently	度数	4	2	6
		%	3.0%	1.2%	2.0%
	Very frequently	度数	1	1	2
		%	.7%	.6%	.7%
合計	度数	135	161	296	
	%	100.0%	100.0%	100.0%	

B1906 Indirect lobbying the National government today – EU institutions

			A0101R Location (Country)		合計
			Harju Country	Other	
B1906 Indirect lobbying the National government today – EU institutions	Never	度数	100	129	229
		%	74.1%	80.6%	77.6%
	Rarely	度数	17	17	34
		%	12.6%	10.6%	11.5%
	Sometimes	度数	10	12	22
	%	7.4%	7.5%	7.5%	
	Rather frequently	度数	8	1	9
		%	5.9%	.6%	3.1%
	Very frequently	度数	0	1	1
		%	.0%	.6%	.3%
合計	度数	135	160	295	
	%	100.0%	100.0%	100.0%	

B1907 Indirect lobbying the National government 5 years ago – Members of Parliament from your electoral district

			A0101R Location (Country)		合計
			Harju Country	Other	
B1907 Indirect lobbying the National government 5 years ago – Members of Parliament from your electoral district	Never	度数	91	91	182
		%	74.0%	59.1%	65.7%
	Rarely	度数	16	34	50
	%	13.0%	22.1%	18.1%	
	Sometimes	度数	7	19	26
		%	5.7%	12.3%	9.4%

	Rather frequently	度数	7	9	16
		%	5.7%	5.8%	5.8%
	Very frequently	度数	2	1	3
		%	1.6%	.6%	1.1%
合計		度数	123	154	277
		%	100.0%	100.0%	100.0%

B1908 Indirect lobbying the National government 5 years ago – Members of Parliament from other electoral districts

			A0101R Location (Country)		合計
			Harju Country	Other	
B1908 Indirect lobbying the National government 5 years ago – Members of Parliament from other electoral districts	Never	度数	92	97	189
		%	69.7%	60.6%	64.7%
	Rarely	度数	22	29	51
		%	16.7%	18.1%	17.5%
	Sometimes	度数	10	26	36
		%	7.6%	16.3%	12.3%
	Rather frequently	度数	5	7	12
		%	3.8%	4.4%	4.1%
	Very frequently	度数	3	1	4
		%	2.3%	.6%	1.4%
合計		度数	132	160	292
		%	100.0%	100.0%	100.0%

B1909 Indirect lobbying the National government 5 years ago – Mayor/Governor or executives of the local government

			A0101R Location (Country)		合計
			Harju Country	Other	
B1909 Indirect lobbying the National government 5 years ago – Mayor/Governor or executives of the local government	Never	度数	96	81	177
		%	72.7%	50.0%	60.2%
	Rarely	度数	21	39	60
		%	15.9%	24.1%	20.4%
	Sometimes	度数	10	25	35
		%	7.6%	15.4%	11.9%
	Rather frequently	度数	5	13	18
		%	3.8%	8.0%	6.1%
	Very frequently	度数	0	4	4
		%	.0%	2.5%	1.4%
合計		度数	132	162	294
		%	100.0%	100.0%	100.0%

B1910 Indirect lobbying the National government 5 years ago – Members of local council

			A0101R Location (Country)		合計
			Harju Country	Other	
B1910 Indirect lobbying the National government 5 years ago – Members of local council	Never	度数	99	82	181
		%	74.4%	50.3%	61.1%
	Rarely	度数	17	38	55
		%	12.8%	23.3%	18.6%
	Sometimes	度数	12	27	39
		%	9.0%	16.6%	13.2%
	Rather frequently	度数	5	14	19
		%	3.8%	8.6%	6.4%
	Very frequently	度数	0	2	2
		%	.0%	1.2%	.7%
合計		度数	133	163	296
		%	100.0%	100.0%	100.0%

B1911 Indirect lobbying the National government 5 years ago – Members of the European parliament

			A0101R Location (Country)		合計
			Harju Country	Other	
B1911 Indirect lobbying the National government 5 years ago – Members of the European parliament	Never	度数	118	135	253
		%	89.4%	85.4%	87.2%
	Rarely	度数	7	16	23

		%	5.3%	10.1%	7.9%
	Sometimes	度数	6	7	13
		%	4.5%	4.4%	4.5%
	Very frequently	度数	1	0	1
		%	.8%	.0%	.3%
合計		度数	132	158	290
		%	100.0%	100.0%	100.0%

B1912 Indirect lobbying the National government 5 years ago - EU institutions

		A0101R Location(Country)		合計	
		Harju Country	Other		
B1912 Indirect lobbying the National government 5 years ago - EU institutions	Never	度数	113	130	243
		%	85.0%	82.8%	83.8%
	Rarely	度数	10	17	27
		%	7.5%	10.8%	9.3%
	Sometimes	度数	8	9	17
	%	6.0%	5.7%	5.9%	
	Rather frequently	度数	2	1	3
	%	1.5%	.6%	1.0%	
合計		度数	133	157	290
		%	100.0%	100.0%	100.0%

B1913 Indirect lobbying the local government today - Members of local councils

		A0101R Location(Country)		合計	
		Harju Country	Other		
B1913 Indirect lobbying the local government today - Members of local councils	Never	度数	112	109	221
		%	82.4%	64.9%	72.7%
	Rarely	度数	14	28	42
		%	10.3%	16.7%	13.8%
	Sometimes	度数	9	19	28
	%	6.6%	11.3%	9.2%	
	Rather frequently	度数	1	9	10
	%	.7%	5.4%	3.3%	
	Very frequently	度数	0	3	3
	%	.0%	1.8%	1.0%	
合計		度数	136	168	304
		%	100.0%	100.0%	100.0%

B1914 Indirect lobbying the local government today - Members of Parliament

		A0101R Location(Country)		合計	
		Harju Country	Other		
B1914 Indirect lobbying the local government today - Members of Parliament	Never	度数	83	100	183
		%	59.3%	59.9%	59.6%
	Rarely	度数	27	40	67
		%	19.3%	24.0%	21.8%
	Sometimes	度数	22	21	43
	%	15.7%	12.6%	14.0%	
	Rather frequently	度数	7	4	11
	%	5.0%	2.4%	3.6%	
	Very frequently	度数	1	2	3
	%	.7%	1.2%	1.0%	
合計		度数	140	167	307
		%	100.0%	100.0%	100.0%

B1915 Indirect lobbying the local government today - Members of the European parliament

		A0101R Location(Country)		合計	
		Harju Country	Other		
B1915 Indirect lobbying the local government today - Members of the European parliament	Never	度数	110	132	242
		%	80.9%	85.2%	83.2%
	Rarely	度数	15	13	28
		%	11.0%	8.4%	9.6%
	Sometimes	度数	10	8	18
	%	7.4%	5.2%	6.2%	
	Rather frequently	度数	1	2	3

	%	.7%	1.3%	1.0%
合計	度数	136	155	291
	%	100.0%	100.0%	100.0%

B1916 Indirect lobbying the local government today - EU institutions

		A0101R Location(Country)		合計	
		Harju Country	Other		
B1916 Indirect lobbying the local government today - EU institutions	Never	度数	108	133	241
		%	79.4%	84.7%	82.3%
	Rarely	度数	19	14	33
		%	14.0%	8.9%	11.3%
	Sometimes	度数	6	9	15
	%	4.4%	5.7%	5.1%	
	Rather frequently	度数	3	1	4
		%	2.2%	.6%	1.4%
合計	度数	136	157	293	
	%	100.0%	100.0%	100.0%	

B1917 Indirect lobbying the local government today - Local influential persons

		A0101R Location(Country)		合計	
		Harju Country	Other		
B1917 Indirect lobbying the local government today - Local influential persons	Never	度数	89	89	178
		%	64.5%	53.9%	58.7%
	Rarely	度数	26	29	55
		%	18.8%	17.6%	18.2%
	Sometimes	度数	17	31	48
		%	12.3%	18.8%	15.8%
	Rather frequently	度数	2	12	14
		%	1.4%	7.3%	4.6%
	Very frequently	度数	4	4	8
		%	2.9%	2.4%	2.6%
合計	度数	138	165	303	
	%	100.0%	100.0%	100.0%	

B1918 Indirect lobbying the local government 5 years ago - Members of local councils

		A0101R Location(Country)		合計	
		Harju Country	Other		
B1918 Indirect lobbying the local government 5 years ago - Members of local councils	Never	度数	112	113	225
		%	83.6%	69.3%	75.8%
	Rarely	度数	12	26	38
		%	9.0%	16.0%	12.8%
	Sometimes	度数	10	13	23
		%	7.5%	8.0%	7.7%
	Rather frequently	度数	0	7	7
		%	.0%	4.3%	2.4%
	Very frequently	度数	0	4	4
		%	.0%	2.5%	1.3%
合計	度数	134	163	297	
	%	100.0%	100.0%	100.0%	

B1919 Indirect lobbying the local government 5 years ago - Members of Parliament

		A0101R Location(Country)		合計	
		Harju Country	Other		
B1919 Indirect lobbying the local government 5 years ago - Members of Parliament	Never	度数	89	108	197
		%	64.0%	65.5%	64.8%
	Rarely	度数	29	32	61
		%	20.9%	19.4%	20.1%
	Sometimes	度数	13	17	30
		%	9.4%	10.3%	9.9%
	Rather frequently	度数	7	7	14
		%	5.0%	4.2%	4.6%
	Very frequently	度数	1	1	2
		%	.7%	.6%	.7%

合計	度数	139	165	304
	%	100.0%	100.0%	100.0%

B1920 Indirect lobbying the local government 5 years ago – Members of the European parliament

		A0101R Location (Country)		合計
		Harju Country	Other	
B1920 Indirect lobbying the local government 5 years ago – Members of the European parliament	Never	度数 %	121 89.6%	138 89.3%
	Rarely	度数 %	8 5.9%	10 6.2%
	Sometimes	度数 %	5 3.7%	7 4.1%
	Rather frequently	度数 %	1 .7%	0 .0%
				1 .3%
合計	度数 %	135 100.0%	155 100.0%	290 100.0%

B1921 Indirect lobbying the local government 5 years ago – EU institutions

		A0101R Location (Country)		合計
		Harju Country	Other	
B1921 Indirect lobbying the local government 5 years ago – EU institutions	Never	度数 %	114 85.1%	139 89.1%
	Rarely	度数 %	16 11.9%	10 6.4%
	Sometimes	度数 %	4 3.0%	7 4.5%
合計	度数 %	134 100.0%	156 100.0%	290 100.0%

B1922 Indirect lobbying the local government 5 years ago – Local influential persons

		A0101R Location (Country)		合計
		Harju Country	Other	
B1922 Indirect lobbying the local government 5 years ago – Local influential persons	Never	度数 %	96 70.1%	101 61.6%
	Rarely	度数 %	24 17.5%	23 14.0%
	Sometimes	度数 %	9 6.6%	27 16.5%
	Rather frequently	度数 %	5 3.6%	8 4.9%
	Very frequently	度数 %	3 2.2%	5 3.0%
	合計	度数 %	137 100.0%	164 100.0%

Q20. When your organization makes requests to political parties listed below, how often do you approach the following parties?

B2001 Lobbying political parties today – Estonian Reform Party

		A0101R Location (Country)		合計
		Harju Country	Other	
B2001 Lobbying political parties today – Estonian Reform Party	Never	度数 %	101 73.2%	128 76.2%
	Rarely	度数 %	16 11.6%	26 15.5%
	Sometimes	度数 %	17 12.3%	12 7.1%
	Rather frequently	度数 %	3 2.2%	2 1.2%
	Very frequently	度数 %	1 .7%	0 .0%
	合計	度数 %	138 100.0%	168 100.0%

B2002 Lobbying political parties today – Estonian Centre Party

			A0101R Location (Country)		合計
			Harju Country	Other	
B2002 Lobbying political parties today – Estonian Centre Party	Never	度数 %	105 76.1%	130 77.4%	235 76.8%
	Rarely	度数 %	16 11.6%	18 10.7%	34 11.1%
	Sometimes	度数 %	10 7.2%	11 6.5%	21 6.9%
	Rather frequently	度数 %	5 3.6%	7 4.2%	12 3.9%
	Very frequently	度数 %	2 1.4%	2 1.2%	4 1.3%
	合計	度数 %	138 100.0%	168 100.0%	306 100.0%

B2003 Lobbying political parties today – Union of Pro Patria and Res Publica

			A0101R Location (Country)		合計
			Harju Country	Other	
B2003 Lobbying political parties today – Union of Pro Patria and Res Publica	Never	度数 %	102 72.9%	121 72.0%	223 72.4%
	Rarely	度数 %	16 11.4%	26 15.5%	42 13.6%
	Sometimes	度数 %	14 10.0%	14 8.3%	28 9.1%
	Rather frequently	度数 %	4 2.9%	5 3.0%	9 2.9%
	Very frequently	度数 %	4 2.9%	2 1.2%	6 1.9%
	合計	度数 %	140 100.0%	168 100.0%	308 100.0%

B2004 Lobbying political parties today – Social Democratic Party

			A0101R Location (Country)		合計
			Harju Country	Other	
B2004 Lobbying political parties today – Social Democratic Party	Never	度数 %	98 71.0%	118 69.8%	216 70.4%
	Rarely	度数 %	17 12.3%	26 15.4%	43 14.0%
	Sometimes	度数 %	14 10.1%	17 10.1%	31 10.1%
	Rather frequently	度数 %	6 4.3%	6 3.6%	12 3.9%
	Very frequently	度数 %	3 2.2%	2 1.2%	5 1.6%
	合計	度数 %	138 100.0%	169 100.0%	307 100.0%

B2005 Lobbying political parties today – Estonian Greens

			A0101R Location (Country)		合計
			Harju Country	Other	
B2005 Lobbying political parties today – Estonian Greens	Never	度数 %	108 78.8%	137 82.0%	245 80.6%
	Rarely	度数 %	17 12.4%	22 13.2%	39 12.8%
	Sometimes	度数 %	9 6.6%	6 3.6%	15 4.9%
	Rather frequently	度数 %	3 2.2%	2 1.2%	5 1.6%
	Very frequently	度数 %	0 .0%	0 .0%	0 .0%
	合計	度数	137	167	304

%	100.0%	100.0%	100.0%
---	--------	--------	--------

B2006 Lobbying political parties today – People's Union of Estonia

			A0101R Location(Country)		合計
			Harju Country	Other	
B2006 Lobbying political parties today – People's Union of Estonia	Never	度数 %	111 82.2%	131 78.4%	242 80.1%
	Rarely	度数 %	13 9.6%	24 14.4%	37 12.3%
	Sometimes	度数 %	10 7.4%	5 3.0%	15 5.0%
	Rather frequently	度数 %	1 .7%	5 3.0%	6 2.0%
	Very frequently	度数 %	0 .0%	2 1.2%	2 .7%
	合計	度数 %	135 100.0%	167 100.0%	302 100.0%

B2007 Lobbying political parties today – Party of Estonian Christian Democrats

			A0101R Location(Country)		合計
			Harju Country	Other	
B2007 Lobbying political parties today – Party of Estonian Christian Democrats	Never	度数 %	135 99.3%	157 94.0%	292 96.4%
	Rarely	度数 %	1 .7%	8 4.8%	9 3.0%
	Sometimes	度数 %	0 .0%	2 1.2%	2 .7%
	Rather frequently	度数 %	0 .0%	0 .0%	0 .0%
	Very frequently	度数 %	0 .0%	0 .0%	0 .0%
	合計	度数 %	136 100.0%	167 100.0%	303 100.0%

B2008 Lobbying political parties today – Republican Party

			A0101R Location(Country)		合計
			Harju Country	Other	
B2008 Lobbying political parties today – Republican Party	Never	度数 %	135 99.3%	162 96.4%	297 97.7%
	Rarely	度数 %	1 .7%	5 3.0%	6 2.0%
	Sometimes	度数 %	0 .0%	1 .6%	1 .3%
	Rather frequently	度数 %	0 .0%	0 .0%	0 .0%
	Very frequently	度数 %	0 .0%	0 .0%	0 .0%
	合計	度数 %	136 100.0%	168 100.0%	304 100.0%

B2009 Lobbying political parties today – Estonian Independence Party

			A0101R Location(Country)		合計
			Harju Country	Other	
B2009 Lobbying political parties today – Estonian Independence Party	Never	度数 %	135 99.3%	159 95.8%	294 97.4%
	Rarely	度数 %	1 .7%	6 3.6%	7 2.3%
	Sometimes	度数 %	0 .0%	1 .6%	1 .3%
	Rather frequently	度数 %	0 .0%	0 .0%	0 .0%
	Very frequently	度数	0	0	0
	合計	度数	136	168	304

	%	.0%	.0%	.0%
合計	度数	136	166	302
	%	100.0%	100.0%	100.0%

B2010 Lobbying political parties today - Estonian United Left Party

			A0101R Location(Country)		合計
			Harju Country	Other	
B2010 Lobbying political parties today - Estonian United Left Party	Never	度数	134	161	295
		%	99.3%	96.4%	97.7%
	Rarely	度数	1	5	6
		%	.7%	3.0%	2.0%
	Sometimes	度数	0	1	1
		%	.0%	.6%	.3%
	Rather frequently	度数	0	0	0
		%	.0%	.0%	.0%
	Very frequently	度数	0	0	0
		%	.0%	.0%	.0%
合計	度数	135	167	302	
	%	100.0%	100.0%	100.0%	

B2011 Lobbying political parties today - Russian Party in Estonia

			A0101R Location(Country)		合計
			Harju Country	Other	
B2011 Lobbying political parties today - Russian Party in Estonia	Never	度数	134	156	290
		%	99.3%	95.7%	97.3%
	Rarely	度数	1	6	7
		%	.7%	3.7%	2.3%
	Sometimes	度数	0	1	1
		%	.0%	.6%	.3%
	Rather frequently	度数	0	0	0
		%	.0%	.0%	.0%
	Very frequently	度数	0	0	0
		%	.0%	.0%	.0%
合計	度数	135	163	298	
	%	100.0%	100.0%	100.0%	

B2012 Lobbying political parties 5 years ago - Estonian Reform Party

			A0101R Location(Country)		合計
			Harju Country	Other	
B2012 Lobbying political parties 5 years ago - Estonian Reform Party	Never	度数	105	134	239
		%	77.8%	79.8%	78.9%
	Rarely	度数	17	19	36
		%	12.6%	11.3%	11.9%
	Sometimes	度数	11	12	23
		%	8.1%	7.1%	7.6%
	Rather frequently	度数	1	2	3
		%	.7%	1.2%	1.0%
	Very frequently	度数	1	1	2
		%	.7%	.6%	.7%
合計	度数	135	168	303	
	%	100.0%	100.0%	100.0%	

B2013 Lobbying political parties 5 years ago - Estonian Centre Party

			A0101R Location(Country)		合計
			Harju Country	Other	
B2013 Lobbying political parties 5 years ago - Estonian Centre Party	Never	度数	104	130	234
		%	75.4%	79.3%	77.5%
	Rarely	度数	17	22	39
		%	12.3%	13.4%	12.9%
	Sometimes	度数	11	6	17
	%	8.0%	3.7%	5.6%	
	Rather frequently	度数	4	5	9

		%	2.9%	3.0%	3.0%
	Very frequently	度数	2	1	3
		%	1.4%	.6%	1.0%
合計		度数	138	164	302
		%	100.0%	100.0%	100.0%

B2014 Lobbying political parties 5 years ago – Union of Pro Patria and Res Publica

			A0101R Location(Country)		合計
			Harju Country	Other	
B2014 Lobbying political parties 5 years ago – Union of Pro Patria and Res Publica	Never	度数	98	129	227
		%	72.1%	76.3%	74.4%
	Rarely	度数	20	22	42
		%	14.7%	13.0%	13.8%
	Sometimes	度数	12	11	23
		%	8.8%	6.5%	7.5%
Rather frequently	度数	3	6	9	
	%	2.2%	3.6%	3.0%	
Very frequently	度数	3	1	4	
	%	2.2%	.6%	1.3%	
合計		度数	136	169	305
		%	100.0%	100.0%	100.0%

B2015 Lobbying political parties 5 years ago – Social Democratic Party

			A0101R Location(Country)		合計
			Harju Country	Other	
B2015 Lobbying political parties 5 years ago – Social Democratic Party	Never	度数	94	125	219
		%	69.6%	74.9%	72.5%
	Rarely	度数	18	23	41
		%	13.3%	13.8%	13.6%
	Sometimes	度数	13	12	25
		%	9.6%	7.2%	8.3%
Rather frequently	度数	7	7	14	
	%	5.2%	4.2%	4.6%	
Very frequently	度数	3	0	3	
	%	2.2%	.0%	1.0%	
合計		度数	135	167	302
		%	100.0%	100.0%	100.0%

B2016 Lobbying political parties 5 years ago – Estonian Greens

			A0101R Location(Country)		合計
			Harju Country	Other	
B2016 Lobbying political parties 5 years ago – Estonian Greens	Never	度数	120	147	267
		%	89.6%	89.6%	89.6%
	Rarely	度数	8	15	23
		%	6.0%	9.1%	7.7%
	Sometimes	度数	6	2	8
		%	4.5%	1.2%	2.7%
Rather frequently	度数	0	0	0	
	%	.0%	.0%	.0%	
Very frequently	度数	0	0	0	
	%	.0%	.0%	.0%	
合計		度数	134	164	298
		%	100.0%	100.0%	100.0%

B2017 Lobbying political parties 5 years ago – People's Union of Estonia

			A0101R Location(Country)		合計
			Harju Country	Other	
B2017 Lobbying political parties 5 years ago – People's Union of Estonia	Never	度数	110	127	237
		%	81.5%	75.6%	78.2%
	Rarely	度数	10	21	31
	%	7.4%	12.5%	10.2%	
	Sometimes	度数	12	8	20

			8.9%	4.8%	6.6%
	Rather frequently	度数	2	6	8
		%	1.5%	3.6%	2.6%
	Very frequently	度数	1	6	7
		%	.7%	3.6%	2.3%
合計		度数	135	168	303
		%	100.0%	100.0%	100.0%

B2018 Lobbying political parties 5 years ago – Party of Estonian Christian Democrats

			A0101R Location(Country)		合計
			Harju Country	Other	
B2018 Lobbying political parties 5 years ago – Party of Estonian Christian Democrats	Never	度数	132	156	288
		%	98.5%	94.5%	96.3%
	Rarely	度数	2	6	8
		%	1.5%	3.6%	2.7%
	Sometimes	度数	0	3	3
		%	.0%	1.8%	1.0%
	Rather frequently	度数	0	0	0
		%	.0%	.0%	.0%
	Very frequently	度数	0	0	0
		%	.0%	.0%	.0%
合計		度数	134	165	299
		%	100.0%	100.0%	100.0%

B2019 Lobbying political parties 5 years ago – Republican Party

			A0101R Location(Country)		合計
			Harju Country	Other	
B2019 Lobbying political parties 5 years ago – Republican Party	Never	度数	133	160	293
		%	99.3%	96.4%	97.7%
	Rarely	度数	1	5	6
		%	.7%	3.0%	2.0%
	Sometimes	度数	0	1	1
		%	.0%	.6%	.3%
	Rather frequently	度数	0	0	0
		%	.0%	.0%	.0%
	Very frequently	度数	0	0	0
		%	.0%	.0%	.0%
合計		度数	134	166	300
		%	100.0%	100.0%	100.0%

B2020 Lobbying political parties 5 years ago – Estonian Independence Party

			A0101R Location(Country)		合計
			Harju Country	Other	
B2020 Lobbying political parties 5 years ago – Estonian Independence Party	Never	度数	132	161	293
		%	99.2%	96.4%	97.7%
	Rarely	度数	1	3	4
		%	.8%	1.8%	1.3%
	Sometimes	度数	0	2	2
		%	.0%	1.2%	.7%
	Rather frequently	度数	0	1	1
		%	.0%	.6%	.3%
	Very frequently	度数	0	0	0
		%	.0%	.0%	.0%
合計		度数	133	167	300
		%	100.0%	100.0%	100.0%

B2021 Lobbying political parties 5 years ago – Estonian United Left Party

			A0101R Location(Country)		合計
			Harju Country	Other	
B2021 Lobbying political parties 5 years ago – Estonian United Left Party	Never	度数	133	158	291
		%	99.3%	95.8%	97.3%
	Rarely	度数	1	5	6
	%	.7%	3.0%	2.0%	
	Sometimes	度数	0	2	2

		%	.0%	1.2%	.7%
	Rather frequently	度数	0	0	0
		%	.0%	.0%	.0%
	Very frequently	度数	0	0	0
		%	.0%	.0%	.0%
合計		度数	134	165	299
		%	100.0%	100.0%	100.0%

B2022 Lobbying political parties 5 years ago - Russian Party in Estonia

		A0101R Location(Country)		合計	
		Harju Country	Other		
B2022 Lobbying political parties 5 years ago - Russian Party in Estonia	Never	度数	133	158	291
		%	99.3%	96.3%	97.7%
	Rarely	度数	1	5	6
		%	.7%	3.0%	2.0%
	Sometimes	度数	0	1	1
		%	.0%	.6%	.3%
	Rather frequently	度数	0	0	0
		%	.0%	.0%	.0%
	Very frequently	度数	0	0	0
		%	.0%	.0%	.0%
合計		度数	134	164	298
		%	100.0%	100.0%	100.0%

Q21. How often is your organization approached by the following individuals/ organizations regarding issues concerning your activities?

B2101 Approach to your organization today - Members of Parliament

		A0101R Location(Country)		合計	
		Harju Country	Other		
B2101 Approach to your organization today - Members of Parliament	Never	度数	65	94	159
		%	46.1%	54.7%	50.8%
	Rarely	度数	41	42	83
		%	29.1%	24.4%	26.5%
	Sometimes	度数	20	23	43
		%	14.2%	13.4%	13.7%
	Rather frequently	度数	12	10	22
		%	8.5%	5.8%	7.0%
	Very frequently	度数	3	3	6
		%	2.1%	1.7%	1.9%
合計		度数	141	172	313
		%	100.0%	100.0%	100.0%

B2102 Approach to your organization today - The national Government

		A0101R Location(Country)		合計	
		Harju Country	Other		
B2102 Approach to your organization today - The national Government	Never	度数	77	122	199
		%	55.4%	72.6%	64.8%
	Rarely	度数	25	23	48
		%	18.0%	13.7%	15.6%
	Sometimes	度数	19	15	34
		%	13.7%	8.9%	11.1%
	Rather frequently	度数	12	7	19
		%	8.6%	4.2%	6.2%
	Very frequently	度数	6	1	7
		%	4.3%	.6%	2.3%
合計		度数	139	168	307
		%	100.0%	100.0%	100.0%

B2103 Approach to your organization today - Members of local councils

		A0101R Location(Country)		合計	
		Harju Country	Other		
B2103 Approach to your	Never	度数	75	69	144

		%			
organization today - Members of local councils			54.3%	39.7%	46.2%
	Rarely	度数	40	40	80
		%	29.0%	23.0%	25.6%
	Sometimes	度数	15	38	53
		%	10.9%	21.8%	17.0%
	Rather frequently	度数	7	13	20
	%	5.1%	7.5%	6.4%	
Very frequently	度数	1	14	15	
	%	.7%	8.0%	4.8%	
合計	度数	138	174	312	
	%	100.0%	100.0%	100.0%	

B2104 Approach to your organization today - Members of local governments

		A0101R Location(Country)		合計	
		Harju Country	Other		
B2104 Approach to your organization today - Members of local governments	Never	度数	71	44	115
		%	51.1%	25.1%	36.6%
	Rarely	度数	32	49	81
		%	23.0%	28.0%	25.8%
	Sometimes	度数	24	38	62
		%	17.3%	21.7%	19.7%
Rather frequently	度数	10	22	32	
	%	7.2%	12.6%	10.2%	
Very frequently	度数	2	22	24	
	%	1.4%	12.6%	7.6%	
合計	度数	139	175	314	
	%	100.0%	100.0%	100.0%	

B2105 Approach to your organization today - Members of the EU parliament

		A0101R Location(Country)		合計	
		Harju Country	Other		
B2105 Approach to your organization today - Members of the EU parliament	Never	度数	109	145	254
		%	78.4%	86.3%	82.7%
	Rarely	度数	19	10	29
		%	13.7%	6.0%	9.4%
	Sometimes	度数	6	10	16
		%	4.3%	6.0%	5.2%
Rather frequently	度数	5	1	6	
	%	3.6%	.6%	2.0%	
Very frequently	度数	0	2	2	
	%	.0%	1.2%	.7%	
合計	度数	139	168	307	
	%	100.0%	100.0%	100.0%	

B2106 Approach to your organization today - EU institutions

		A0101R Location(Country)		合計	
		Harju Country	Other		
B2106 Approach to your organization today - EU institutions	Never	度数	79	143	222
		%	55.6%	83.6%	70.9%
	Rarely	度数	29	12	41
		%	20.4%	7.0%	13.1%
	Sometimes	度数	19	13	32
		%	13.4%	7.6%	10.2%
Rather frequently	度数	13	2	15	
	%	9.2%	1.2%	4.8%	
Very frequently	度数	2	1	3	
	%	1.4%	.6%	1.0%	
合計	度数	142	171	313	
	%	100.0%	100.0%	100.0%	

B2107 Approach to your organization 5 years ago - Members of Parliament

		A0101R Location(Country)		合計
		Harju Country	Other	

B2107 Approach to your organization 5 years ago - Members of Parliament	Never	度数 %	75 54.0%	103 60.9%	178 57.8%
	Rarely	度数 %	36 25.9%	29 17.2%	65 21.1%
	Sometimes	度数 %	18 12.9%	23 13.6%	41 13.3%
	Rather frequently	度数 %	8 5.8%	11 6.5%	19 6.2%
	Very frequently	度数 %	2 1.4%	3 1.8%	5 1.6%
合計	度数 %	139 100.0%	169 100.0%	308 100.0%	

B2108 Approach to your organization 5 years ago - The national Government

			A0101R Location(Country)		合計
			Harju Country	Other	
B2108 Approach to your organization 5 years ago - The national Government	Never	度数 %	85 61.6%	120 71.9%	205 67.2%
	Rarely	度数 %	27 19.6%	19 11.4%	46 15.1%
	Sometimes	度数 %	14 10.1%	24 14.4%	38 12.5%
	Rather frequently	度数 %	9 6.5%	3 1.8%	12 3.9%
	Very frequently	度数 %	3 2.2%	1 .6%	4 1.3%
合計	度数 %	138 100.0%	167 100.0%	305 100.0%	

B2109 Approach to your organization 5 years ago - Members of local councils

			A0101R Location(Country)		合計
			Harju Country	Other	
B2109 Approach to your organization 5 years ago - Members of local councils	Never	度数 %	91 66.9%	79 45.9%	170 55.2%
	Rarely	度数 %	28 20.6%	33 19.2%	61 19.8%
	Sometimes	度数 %	12 8.8%	37 21.5%	49 15.9%
	Rather frequently	度数 %	4 2.9%	14 8.1%	18 5.8%
	Very frequently	度数 %	1 .7%	9 5.2%	10 3.2%
合計	度数 %	136 100.0%	172 100.0%	308 100.0%	

B2110 Approach to your organization 5 years ago - Members of local governments

			A0101R Location(Country)		合計
			Harju Country	Other	
B2110 Approach to your organization 5 years ago - Members of local governments	Never	度数 %	80 58.4%	57 33.1%	137 44.3%
	Rarely	度数 %	31 22.6%	42 24.4%	73 23.6%
	Sometimes	度数 %	18 13.1%	36 20.9%	54 17.5%
	Rather frequently	度数 %	5 3.6%	22 12.8%	27 8.7%
	Very frequently	度数 %	3 2.2%	15 8.7%	18 5.8%
合計	度数 %	137 100.0%	172 100.0%	309 100.0%	

B2111 Approach to your organization 5 years ago – Members of the EU parliament

			A0101R Location(Country)		合計
			Har ju Country	Other	
B2111 Approach to your organization 5 years ago – Members of the EU parliament	Never	度数 %	125 91.2%	145 87.9%	270 89.4%
	Rarely	度数 %	7 5.1%	15 9.1%	22 7.3%
	Sometimes	度数 %	5 3.6%	4 2.4%	9 3.0%
	Very frequently	度数 %	0 .0%	1 .6%	1 .3%
	合計	度数 %	137 100.0%	165 100.0%	302 100.0%

B2112 Approach to your organization 5 years ago – EU institutions

			A0101R Location(Country)		合計
			Har ju Country	Other	
B2112 Approach to your organization 5 years ago – EU institutions	Never	度数 %	92 65.7%	148 88.1%	240 77.9%
	Rarely	度数 %	27 19.3%	9 5.4%	36 11.7%
	Sometimes	度数 %	15 10.7%	10 6.0%	25 8.1%
	Rather frequently	度数 %	5 3.6%	1 .6%	6 1.9%
	Very frequently	度数 %	1 .7%	0 .0%	1 .3%
合計	度数 %	140 100.0%	168 100.0%	308 100.0%	

Q.22 Generally speaking, how much does your organization trust the following individuals/groups/organizations to represent the interests of your organization?

B2201 Trust today – Citizens, public opinion

			A0101R Location(Country)		合計
			Har ju Country	Other	
B2201 Trust today – Citizens, public opinion	Not trustful at all	度数 %	6 4.0%	5 2.8%	11 3.4%
	Not very trustful	度数 %	20 13.4%	14 8.0%	34 10.5%
	Somewhat trustful	度数 %	49 32.9%	52 29.5%	101 31.1%
	Rather trustful	度数 %	56 37.6%	84 47.7%	140 43.1%
	Very trustful	度数 %	18 12.1%	21 11.9%	39 12.0%
合計	度数 %	149 100.0%	176 100.0%	325 100.0%	

B2202 Trust today – Mass media

			A0101R Location(Country)		合計
			Har ju Country	Other	
B2202 Trust today – Mass media	Not trustful at all	度数 %	11 7.4%	18 10.2%	29 8.9%
	Not very trustful	度数 %	30 20.1%	39 22.0%	69 21.2%
	Somewhat trustful	度数 %	67 45.0%	73 41.2%	140 42.9%
	Rather trustful	度数 %	40 26.8%	39 22.0%	79 24.2%
	Very trustful	度数 %	1 .7%	8 4.5%	9 2.8%

合計	度数	149	177	326
	%	100.0%	100.0%	100.0%

B2203 Trust today - Political parties

		A0101R Location (Country)		合計
		Harju Country	Other	
B2203 Trust today - Political parties	欠損値	度数	160	184
		%	100.0%	100.0%
合計		度数	160	184
		%	100.0%	100.0%

B2204 Trust today - Members of the parliament

		A0101R Location (Country)		合計
		Harju Country	Other	
B2204 Trust today - Members of the parliament	Not trustful at all	度数	16	33
		%	10.9%	19.1%
	Not very trustful	度数	35	48
		%	23.8%	27.7%
	Somewhat trustful	度数	69	68
		%	46.9%	39.3%
	Rather trustful	度数	24	21
		%	16.3%	12.1%
	Very trustful	度数	3	3
		%	2.0%	1.7%
合計		度数	147	173
		%	100.0%	100.0%

B2205 Trust today - The national government

		A0101R Location (Country)		合計
		Harju Country	Other	
B2205 Trust today - The national government	Not trustful at all	度数	21	33
		%	14.2%	19.0%
	Not very trustful	度数	30	49
		%	20.3%	28.2%
	Somewhat trustful	度数	59	65
		%	39.9%	37.4%
	Rather trustful	度数	37	23
		%	25.0%	13.2%
	Very trustful	度数	1	4
		%	.7%	2.3%
合計		度数	148	174
		%	100.0%	100.0%

B2206 Trust today - Members of local councils

		A0101R Location (Country)		合計
		Harju Country	Other	
B2206 Trust today - Members of local councils	Not trustful at all	度数	18	18
		%	12.6%	10.3%
	Not very trustful	度数	43	29
		%	30.1%	16.7%
	Somewhat trustful	度数	62	67
		%	43.4%	38.5%
	Rather trustful	度数	19	50
		%	13.3%	28.7%
	Very trustful	度数	1	10
		%	.7%	5.7%
合計		度数	143	174
		%	100.0%	100.0%

B2207 Trust today - Mayors/county governors

		A0101R Location (Country)		合計
		Harju Country	Other	

B2207 Trust today - Mayors/county governors	Not trustful at all	度数	30	17	47
		%	21.1%	9.8%	14.9%
	Not very trustful	度数	37	23	60
		%	26.1%	13.2%	19.0%
	Somewhat trustful	度数	54	59	113
		%	38.0%	33.9%	35.8%
	Rather trustful	度数	20	44	64
		%	14.1%	25.3%	20.3%
	Very trustful	度数	1	31	32
		%	.7%	17.8%	10.1%
合計		度数	142	174	316
		%	100.0%	100.0%	100.0%

B2208 Trust today - The courts

			A0101R Location (Country)		合計
			Harju Country	Other	
B2208 Trust today - The courts	Not trustful at all	度数	16	41	57
		%	11.4%	24.4%	18.5%
	Not very trustful	度数	27	21	48
		%	19.3%	12.5%	15.6%
	Somewhat trustful	度数	37	48	85
		%	26.4%	28.6%	27.6%
	Rather trustful	度数	48	46	94
		%	34.3%	27.4%	30.5%
	Very trustful	度数	12	12	24
		%	8.6%	7.1%	7.8%
合計		度数	140	168	308
		%	100.0%	100.0%	100.0%

B2209 Trust today - The EU authorities

			A0101R Location (Country)		合計
			Harju Country	Other	
B2209 Trust today - The EU authorities	Not trustful at all	度数	19	38	57
		%	13.3%	22.9%	18.4%
	Not very trustful	度数	19	24	43
		%	13.3%	14.5%	13.9%
	Somewhat trustful	度数	45	62	107
		%	31.5%	37.3%	34.6%
	Rather trustful	度数	52	37	89
		%	36.4%	22.3%	28.8%
	Very trustful	度数	8	5	13
		%	5.6%	3.0%	4.2%
合計		度数	143	166	309
		%	100.0%	100.0%	100.0%

B2210 Trust today - The European parliament

			A0101R Location (Country)		合計
			Harju Country	Other	
B2210 Trust today - The European parliament	Not trustful at all	度数	23	45	68
		%	16.4%	27.8%	22.5%
	Not very trustful	度数	23	28	51
		%	16.4%	17.3%	16.9%
	Somewhat trustful	度数	52	62	114
		%	37.1%	38.3%	37.7%
	Rather trustful	度数	35	24	59
		%	25.0%	14.8%	19.5%
	Very trustful	度数	7	3	10
		%	5.0%	1.9%	3.3%
合計		度数	140	162	302
		%	100.0%	100.0%	100.0%

B2211 Trust today - International institutions

			A0101R Location (Country)	
--	--	--	---------------------------	--

			Harju Country	Other	合計
B2211 Trust today - International institutions	Not trustful at all	度数 %	14 9.6%	33 19.8%	47 15.0%
	Not very trustful	度数 %	18 12.3%	26 15.6%	44 14.1%
	Somewhat trustful	度数 %	43 29.5%	61 36.5%	104 33.2%
	Rather trustful	度数 %	57 39.0%	42 25.1%	99 31.6%
	Very trustful	度数 %	14 9.6%	5 3.0%	19 6.1%
合計	度数 %	146 100.0%	167 100.0%	313 100.0%	

B2212 Trust today - Scientists/experts

			A0101R Location (Country)		合計
			Harju Country	Other	
B2212 Trust today - Scientists/experts	Not trustful at all	度数 %	9 6.1%	19 11.2%	28 8.8%
	Not very trustful	度数 %	9 6.1%	13 7.6%	22 6.9%
	Somewhat trustful	度数 %	25 16.9%	50 29.4%	75 23.6%
	Rather trustful	度数 %	71 48.0%	60 35.3%	131 41.2%
	Very trustful	度数 %	34 23.0%	28 16.5%	62 19.5%
合計	度数 %	148 100.0%	170 100.0%	318 100.0%	

B2213 Trust 5 years ago - Citizens, public opinion

			A0101R Location (Country)		合計
			Harju Country	Other	
B2213 Trust 5 years ago - Citizens, public opinion	Not trustful at all	度数 %	14 9.6%	12 6.9%	26 8.2%
	Not very trustful	度数 %	24 16.4%	24 13.9%	48 15.0%
	Somewhat trustful	度数 %	49 33.6%	49 28.3%	98 30.7%
	Rather trustful	度数 %	47 32.2%	72 41.6%	119 37.3%
	Very trustful	度数 %	12 8.2%	16 9.2%	28 8.8%
合計	度数 %	146 100.0%	173 100.0%	319 100.0%	

B2214 Trust 5 years ago - Mass media

			A0101R Location (Country)		合計
			Harju Country	Other	
B2214 Trust 5 years ago - Mass media	Not trustful at all	度数 %	20 13.7%	20 11.5%	40 12.5%
	Not very trustful	度数 %	31 21.2%	38 21.8%	69 21.6%
	Somewhat trustful	度数 %	62 42.5%	70 40.2%	132 41.3%
	Rather trustful	度数 %	31 21.2%	40 23.0%	71 22.2%
	Very trustful	度数 %	2 1.4%	6 3.4%	8 2.5%
合計	度数 %	146 100.0%	174 100.0%	320 100.0%	

B2215 Trust 5 years ago - Political parties

			A0101R Location(Country)		合計
			Harju Country	Other	
B2215 Trust 5 years ago – Political parties	欠損値	度数	160	184	344
		%	100.0%	100.0%	100.0%
合計		度数	160	184	344
		%	100.0%	100.0%	100.0%

B2216 Trust 5 years ago – Members of the parliament

			A0101R Location(Country)		合計
			Harju Country	Other	
B2216 Trust 5 years ago – Members of the parliament	Not trustful at all	度数	20	31	51
		%	13.8%	18.2%	16.2%
	Not very trustful	度数	42	50	92
		%	29.0%	29.4%	29.2%
	Somewhat trustful	度数	61	59	120
		%	42.1%	34.7%	38.1%
	Rather trustful	度数	21	28	49
		%	14.5%	16.5%	15.6%
	Very trustful	度数	1	2	3
		%	.7%	1.2%	1.0%
合計		度数	145	170	315
		%	100.0%	100.0%	100.0%

B2217 Trust 5 years ago – The national government

			A0101R Location(Country)		合計
			Harju Country	Other	
B2217 Trust 5 years ago – The national government	Not trustful at all	度数	26	36	62
		%	17.8%	20.9%	19.5%
	Not very trustful	度数	34	37	71
		%	23.3%	21.5%	22.3%
	Somewhat trustful	度数	56	66	122
		%	38.4%	38.4%	38.4%
	Rather trustful	度数	29	29	58
		%	19.9%	16.9%	18.2%
	Very trustful	度数	1	4	5
		%	.7%	2.3%	1.6%
合計		度数	146	172	318
		%	100.0%	100.0%	100.0%

B2218 Trust 5 years ago – Members of local councils

			A0101R Location(Country)		合計
			Harju Country	Other	
B2218 Trust 5 years ago – Members of local councils	Not trustful at all	度数	29	25	54
		%	20.6%	14.7%	17.4%
	Not very trustful	度数	43	28	71
		%	30.5%	16.5%	22.8%
	Somewhat trustful	度数	51	62	113
		%	36.2%	36.5%	36.3%
	Rather trustful	度数	17	45	62
		%	12.1%	26.5%	19.9%
	Very trustful	度数	1	10	11
		%	.7%	5.9%	3.5%
合計		度数	141	170	311
		%	100.0%	100.0%	100.0%

B2219 Trust 5 years ago – Mayors/county governors

			A0101R Location(Country)		合計
			Harju Country	Other	
B2219 Trust 5 years ago – Mayors/county governors	Not trustful at all	度数	33	22	55
		%	23.6%	12.9%	17.7%
	Not very trustful	度数	38	21	59
		%	27.1%	12.3%	19.0%

Somewhat trustful	度数	52	61	113
	%	37.1%	35.7%	36.3%
Rather trustful	度数	15	41	56
	%	10.7%	24.0%	18.0%
Very trustful	度数	2	26	28
	%	1.4%	15.2%	9.0%
合計	度数	140	171	311
	%	100.0%	100.0%	100.0%

B2220 Trust 5 years ago - The courts

			A0101R Location (Country)		合計
			Harju Country	Other	
B2220 Trust 5 years ago - The courts	Not trustful at all	度数	23	45	68
		%	16.8%	27.3%	22.5%
	Not very trustful	度数	27	22	49
		%	19.7%	13.3%	16.2%
	Somewhat trustful	度数	35	44	79
		%	25.5%	26.7%	26.2%
	Rather trustful	度数	41	45	86
		%	29.9%	27.3%	28.5%
	Very trustful	度数	11	9	20
		%	8.0%	5.5%	6.6%
合計	度数	137	165	302	
	%	100.0%	100.0%	100.0%	

B2221 Trust 5 years ago - The EU authorities

			A0101R Location (Country)		合計
			Harju Country	Other	
B2221 Trust 5 years ago - The EU authorities	Not trustful at all	度数	28	43	71
		%	20.1%	26.1%	23.4%
	Not very trustful	度数	21	28	49
		%	15.1%	17.0%	16.1%
	Somewhat trustful	度数	44	59	103
		%	31.7%	35.8%	33.9%
	Rather trustful	度数	40	31	71
		%	28.8%	18.8%	23.4%
	Very trustful	度数	6	4	10
		%	4.3%	2.4%	3.3%
合計	度数	139	165	304	
	%	100.0%	100.0%	100.0%	

B2222 Trust 5 years ago - The European parliament

			A0101R Location (Country)		合計
			Harju Country	Other	
B2222 Trust 5 years ago - The European parliament	Not trustful at all	度数	33	49	82
		%	24.1%	30.6%	27.6%
	Not very trustful	度数	29	31	60
		%	21.2%	19.4%	20.2%
	Somewhat trustful	度数	40	53	93
		%	29.2%	33.1%	31.3%
	Rather trustful	度数	30	24	54
		%	21.9%	15.0%	18.2%
	Very trustful	度数	5	3	8
		%	3.6%	1.9%	2.7%
合計	度数	137	160	297	
	%	100.0%	100.0%	100.0%	

B2223 Trust 5 years ago - International institutions

			A0101R Location (Country)		合計
			Harju Country	Other	
B2223 Trust 5 years ago - International institutions	Not trustful at all	度数	21	40	61
		%	14.8%	24.7%	20.1%

Not very trustful	度数	18	26	44
	%	12.7%	16.0%	14.5%
Somewhat trustful	度数	47	53	100
	%	33.1%	32.7%	32.9%
Rather trustful	度数	42	38	80
	%	29.6%	23.5%	26.3%
Very trustful	度数	14	5	19
	%	9.9%	3.1%	6.3%
合計	度数	142	162	304
	%	100.0%	100.0%	100.0%

B2224 Trust 5 years ago – Scientists/experts

			A0101R Location(Country)		合計
			Harju Country	Other	
B2224 Trust 5 years ago – Scientists/experts	Not trustful at all	度数	16	25	41
		%	11.0%	15.3%	13.3%
	Not very trustful	度数	10	14	24
		%	6.9%	8.6%	7.8%
	Somewhat trustful	度数	24	49	73
		%	16.6%	30.1%	23.7%
	Rather trustful	度数	64	54	118
		%	44.1%	33.1%	38.3%
	Very trustful	度数	31	21	52
		%	21.4%	12.9%	16.9%
合計	度数	145	163	308	
	%	100.0%	100.0%	100.0%	

Q23. How satisfied is your group with policies of national/local government?

B2301 Satisfaction – National policies in general

			A0101R Location(Country)		合計
			Harju Country	Other	
B2301 Satisfaction – National policies in general	Not satisfied at all	度数	12	17	29
		%	7.5%	9.2%	8.5%
	Not very satisfied	度数	31	46	77
		%	19.5%	25.0%	22.4%
	Somewhat satisfied	度数	75	80	155
		%	47.2%	43.5%	45.2%
	Rather satisfied	度数	40	39	79
		%	25.2%	21.2%	23.0%
	Very satisfied	度数	1	2	3
		%	.6%	1.1%	.9%
合計	度数	159	184	343	
	%	100.0%	100.0%	100.0%	

B2302 Satisfaction – Local policies in general

			A0101R Location(Country)		合計
			Harju Country	Other	
B2302 Satisfaction – Local policies in general	Not satisfied at all	度数	10	5	15
		%	6.3%	2.7%	4.4%
	Not very satisfied	度数	59	28	87
		%	37.1%	15.2%	25.4%
	Somewhat satisfied	度数	60	87	147
		%	37.7%	47.3%	42.9%
	Rather satisfied	度数	30	58	88
		%	18.9%	31.5%	25.7%
	Very satisfied	度数	0	6	6
		%	.0%	3.3%	1.7%
合計	度数	159	184	343	
	%	100.0%	100.0%	100.0%	

B2303 Satisfaction – The EU policies in general

			A0101R Location(Country)	
--	--	--	--------------------------	--

			Harju Country	Other	合計
B2303 Satisfaction – The EU policies in general	Not satisfied at all	度数 %	7 4.4%	6 3.3%	13 3.8%
	Not very satisfied	度数 %	18 11.3%	33 17.9%	51 14.9%
	Somewhat satisfied	度数 %	67 42.1%	88 47.8%	155 45.2%
	Rather satisfied	度数 %	65 40.9%	55 29.9%	120 35.0%
	Very satisfied	度数 %	2 1.3%	2 1.1%	4 1.2%
合計	度数 %	159 100.0%	184 100.0%	343 100.0%	

B2304 Satisfaction – National policies regarding your organization

			A0101R Location (Country)		合計
			Harju Country	Other	
B2304 Satisfaction – National policies regarding your organization	Not satisfied at all	度数 %	20 12.6%	23 12.5%	43 12.5%
	Not very satisfied	度数 %	39 24.5%	50 27.2%	89 25.9%
	Somewhat satisfied	度数 %	63 39.6%	66 35.9%	129 37.6%
	Rather satisfied	度数 %	36 22.6%	37 20.1%	73 21.3%
	Very satisfied	度数 %	1 .6%	8 4.3%	9 2.6%
合計	度数 %	159 100.0%	184 100.0%	343 100.0%	

B2305 Satisfaction – Local policies regarding your group

			A0101R Location (Country)		合計
			Harju Country	Other	
B2305 Satisfaction – Local policies regarding your group	Not satisfied at all	度数 %	20 12.6%	14 7.6%	34 9.9%
	Not very satisfied	度数 %	39 24.5%	26 14.1%	65 19.0%
	Somewhat satisfied	度数 %	67 42.1%	72 39.1%	139 40.5%
	Rather satisfied	度数 %	29 18.2%	54 29.3%	83 24.2%
	Very satisfied	度数 %	4 2.5%	18 9.8%	22 6.4%
合計	度数 %	159 100.0%	184 100.0%	343 100.0%	

B2306 Satisfaction – The EU policies regarding your group

			A0101R Location (Country)		合計
			Harju Country	Other	
B2306 Satisfaction – The EU policies regarding your group	Not satisfied at all	度数 %	10 6.3%	18 9.8%	28 8.2%
	Not very satisfied	度数 %	22 13.8%	33 17.9%	55 16.0%
	Somewhat satisfied	度数 %	59 37.1%	77 41.8%	136 39.7%
	Rather satisfied	度数 %	58 36.5%	48 26.1%	106 30.9%
	Very satisfied	度数 %	10 6.3%	8 4.3%	18 5.2%
合計	度数 %	159 100.0%	184 100.0%	343 100.0%	

Q24. Is there an organization that represents interests of your organization at the national level?

			A0101R Location(Country)		合計
			Harju Country	Other	
B2400 Organization representing your organization on the national level	No	度数 %	83 53.2%	86 47.5%	169 50.1%
	Yes	度数 %	73 46.8%	95 52.5%	168 49.9%
合計		度数 %	156 100.0%	181 100.0%	337 100.0%

Q25. If you answered "Yes" in Q24, how much influence do you think the organization have on Estonian politics in general?

			A0101R Location(Country)		合計
			Harju Country	Other	
B2500 Influence of that organization (Q2400) on the politics in Estonia	Not influencial	度数 %	11 13.9%	10 10.1%	21 11.8%
	2	度数 %	4 5.1%	6 6.1%	10 5.6%
	3	度数 %	15 19.0%	19 19.2%	34 19.1%
	4	度数 %	18 22.8%	20 20.2%	38 21.3%
	5	度数 %	20 25.3%	27 27.3%	47 26.4%
	6	度数 %	7 8.9%	11 11.1%	18 10.1%
	Very influencial	度数 %	4 5.1%	6 6.1%	10 5.6%
	合計	度数 %	79 100.0%	99 100.0%	178 100.0%

Q26. How much do you think the following groups influence Estonian politics?

B2601 Influence on politics in Estonia today – Agricultural organizations

			A0101R Location(Country)		合計
			Harju Country	Other	
B2601 Influence on politics in Estonia today – Agricultural organizations	Not influencial	度数 %	14 8.8%	12 6.5%	26 7.6%
	2	度数 %	29 18.2%	26 14.1%	55 16.0%
	3	度数 %	44 27.7%	54 29.3%	98 28.6%
	4	度数 %	38 23.9%	54 29.3%	92 26.8%
	5	度数 %	26 16.4%	21 11.4%	47 13.7%
	6	度数 %	6 3.8%	13 7.1%	19 5.5%
	Very influencial	度数 %	2 1.3%	4 2.2%	6 1.7%
	合計	度数 %	159 100.0%	184 100.0%	343 100.0%

B2602 Influence on politics in Estonia today – Economic, business, or employers' organizations

			A0101R Location(Country)		合計
			Harju Country	Other	
B2602 Influence on politics in Estonia today – Economic, business, or employers' organizations	Not influencial	度数 %	5 3.1%	3 1.6%	8 2.3%
	2	度数 %	3 1.9%	3 1.6%	6 1.7%
	3	度数 %	7 4.4%	11 6.0%	18 5.2%
	4	度数 %	16 10.1%	27 14.7%	43 12.5%

5	度数	43	47	90
	%	27.0%	25.5%	26.2%
6	度数	51	62	113
	%	32.1%	33.7%	32.9%
Very influential	度数	34	31	65
	%	21.4%	16.8%	19.0%
合計	度数	159	184	343
	%	100.0%	100.0%	100.0%

B2603 Influence on politics in Estonia today – Trade(labor) organizations

			A0101R Location (Country)		合計
			Harju Country	Other	
B2603 Influence on politics in Estonia today – Trade(labor) organizations	Not influential	度数	9	10	19
		%	5.7%	5.4%	5.5%
	2	度数	26	26	52
		%	16.4%	14.1%	15.2%
	3	度数	32	37	69
		%	20.1%	20.1%	20.1%
	4	度数	37	52	89
		%	23.3%	28.3%	25.9%
	5	度数	34	37	71
		%	21.4%	20.1%	20.7%
6	度数	14	20	34	
	%	8.8%	10.9%	9.9%	
Very influential	度数	7	2	9	
	%	4.4%	1.1%	2.6%	
合計	度数	159	184	343	
	%	100.0%	100.0%	100.0%	

B2604 Influence on politics in Estonia today – Educational organizations

			A0101R Location (Country)		合計
			Harju Country	Other	
B2604 Influence on politics in Estonia today – Educational organizations	Not influential	度数	4	2	6
		%	2.5%	1.1%	1.7%
	2	度数	13	10	23
		%	8.2%	5.4%	6.7%
	3	度数	36	38	74
		%	22.6%	20.7%	21.6%
	4	度数	48	57	105
		%	30.2%	31.0%	30.6%
	5	度数	39	51	90
		%	24.5%	27.7%	26.2%
6	度数	16	20	36	
	%	10.1%	10.9%	10.5%	
Very influential	度数	3	6	9	
	%	1.9%	3.3%	2.6%	
合計	度数	159	184	343	
	%	100.0%	100.0%	100.0%	

B2605 Influence on politics in Estonia today – Governmental or administration-related organizations

			A0101R Location (Country)		合計
			Harju Country	Other	
B2605 Influence on politics in Estonia today – Governmental or administration-related organizations	Not influential	度数	6	5	11
		%	3.8%	2.7%	3.2%
	2	度数	9	20	29
		%	5.7%	10.9%	8.5%
	3	度数	37	38	75
		%	23.3%	20.7%	21.9%
	4	度数	42	54	96
		%	26.4%	29.3%	28.0%
	5	度数	37	45	82
		%	23.3%	24.5%	23.9%
6	度数	21	18	39	
	%	13.2%	9.8%	11.4%	

	Very influential	度数	7	4	11
		%	4.4%	2.2%	3.2%
合計		度数	159	184	343
		%	100.0%	100.0%	100.0%

B2606 Influence on politics in Estonia today – Social welfare organizations

			A0101R Location(Country)		合計
			Harju Country	Other	
B2606 Influence on politics in Estonia today – Social welfare organizations	Not influential	度数	12	6	18
		%	7.5%	3.3%	5.2%
	2	度数	26	22	48
		%	16.4%	12.0%	14.0%
	3	度数	47	60	107
		%	29.6%	32.6%	31.2%
	4	度数	37	43	80
		%	23.3%	23.4%	23.3%
	5	度数	24	36	60
		%	15.1%	19.6%	17.5%
	6	度数	10	12	22
		%	6.3%	6.5%	6.4%
	Very influential	度数	3	5	8
	%	1.9%	2.7%	2.3%	
合計	度数	159	184	343	
	%	100.0%	100.0%	100.0%	

B2607 Influence on politics in Estonia today – Professional membership organizations

			A0101R Location(Country)		合計
			Harju Country	Other	
B2607 Influence on politics in Estonia today – Professional membership organizations	Not influential	度数	6	5	11
		%	3.8%	2.7%	3.2%
	2	度数	22	14	36
		%	13.8%	7.6%	10.5%
	3	度数	40	49	89
		%	25.2%	26.6%	25.9%
	4	度数	49	47	96
		%	30.8%	25.5%	28.0%
	5	度数	25	48	73
		%	15.7%	26.1%	21.3%
	6	度数	12	18	30
		%	7.5%	9.8%	8.7%
	Very influential	度数	5	3	8
	%	3.1%	1.6%	2.3%	
合計	度数	159	184	343	
	%	100.0%	100.0%	100.0%	

B2608 Influence on politics in Estonia today – Political or public affairs organizations

			A0101R Location(Country)		合計
			Harju Country	Other	
B2608 Influence on politics in Estonia today – Political or public affairs organizations	Not influential	度数	5	3	8
		%	3.1%	1.6%	2.3%
	2	度数	5	2	7
		%	3.1%	1.1%	2.0%
	3	度数	3	7	10
		%	1.9%	3.8%	2.9%
	4	度数	15	15	30
		%	9.4%	8.2%	8.7%
	5	度数	27	38	65
		%	17.0%	20.7%	19.0%
	6	度数	64	55	119
		%	40.3%	29.9%	34.7%
	Very influential	度数	40	64	104
	%	25.2%	34.8%	30.3%	
合計	度数	159	184	343	
	%	100.0%	100.0%	100.0%	

B2609 Influence on politics in Estonia today - Community organizations

			A0101R Location(Country)		合計
			Harju Country	Other	
B2609 Influence on politics in Estonia today - Community organizations	Not influencial	度数	6	12	18
		%	3.8%	6.5%	5.2%
	2	度数	38	30	68
		%	23.9%	16.3%	19.8%
	3	度数	44	58	102
		%	27.7%	31.5%	29.7%
	4	度数	36	48	84
		%	22.6%	26.1%	24.5%
	5	度数	27	25	52
	%	17.0%	13.6%	15.2%	
6	度数	6	10	16	
	%	3.8%	5.4%	4.7%	
Very influencial	度数	2	1	3	
	%	1.3%	.5%	.9%	
合計	度数	159	184	343	
	%	100.0%	100.0%	100.0%	

B2610 Influence on politics in Estonia today - Cultural or academic organizations

			A0101R Location(Country)		合計
			Harju Country	Other	
B2610 Influence on politics in Estonia today - Cultural or academic organizations	Not influencial	度数	5	4	9
		%	3.1%	2.2%	2.6%
	2	度数	18	15	33
		%	11.3%	8.2%	9.6%
	3	度数	43	57	100
		%	27.0%	31.0%	29.2%
	4	度数	51	56	107
		%	32.1%	30.4%	31.2%
	5	度数	30	38	68
	%	18.9%	20.7%	19.8%	
6	度数	9	12	21	
	%	5.7%	6.5%	6.1%	
Very influencial	度数	3	2	5	
	%	1.9%	1.1%	1.5%	
合計	度数	159	184	343	
	%	100.0%	100.0%	100.0%	

B2611 Influence on politics in Estonia today - Recreational, leisure or sport organizations

			A0101R Location(Country)		合計
			Harju Country	Other	
B2611 Influence on politics in Estonia today - Recreational, leisure or sport organizations	Not influencial	度数	18	12	30
		%	11.3%	6.5%	8.7%
	2	度数	41	37	78
		%	25.8%	20.1%	22.7%
	3	度数	54	56	110
		%	34.0%	30.4%	32.1%
	4	度数	24	54	78
		%	15.1%	29.3%	22.7%
	5	度数	14	17	31
	%	8.8%	9.2%	9.0%	
6	度数	7	7	14	
	%	4.4%	3.8%	4.1%	
Very influencial	度数	1	1	2	
	%	.6%	.5%	.6%	
合計	度数	159	184	343	
	%	100.0%	100.0%	100.0%	

B2612 Influence on politics in Estonia today - Religious organizations

			A0101R Location(Country)		
--	--	--	--------------------------	--	--

			Har ju Country	Other	合計
B2612 Influence on politics in Estonia today - Religious organizations	Not influential	度数	24	25	49
		%	15.1%	13.6%	14.3%
	2	度数	56	43	99
		%	35.2%	23.4%	28.9%
	3	度数	36	71	107
		%	22.6%	38.6%	31.2%
	4	度数	26	28	54
		%	16.4%	15.2%	15.7%
	5	度数	14	13	27
	%	8.8%	7.1%	7.9%	
6	度数	3	3	6	
	%	1.9%	1.6%	1.7%	
Very influential	度数	0	1	1	
	%	.0%	.5%	.3%	
合計	度数	159	184	343	
	%	100.0%	100.0%	100.0%	

B2613 Influence on politics in Estonia today - Environmental organizations

			A0101R Location(Country)		合計
			Har ju Country	Other	
B2613 Influence on politics in Estonia today - Environmental organizations	Not influential	度数	7	5	12
		%	4.4%	2.7%	3.5%
	2	度数	24	11	35
		%	15.1%	6.0%	10.2%
	3	度数	35	49	84
		%	22.0%	26.6%	24.5%
	4	度数	48	51	99
		%	30.2%	27.7%	28.9%
	5	度数	34	51	85
	%	21.4%	27.7%	24.8%	
6	度数	10	14	24	
	%	6.3%	7.6%	7.0%	
Very influential	度数	1	3	4	
	%	.6%	1.6%	1.2%	
合計	度数	159	184	343	
	%	100.0%	100.0%	100.0%	

B2614 Influence on politics in Estonia today - Management of dwellings and apartment houses

			A0101R Location(Country)		合計
			Har ju Country	Other	
B2614 Influence on politics in Estonia today - Management of dwellings and apartment houses	Not influential	度数	58	55	113
		%	36.5%	29.9%	32.9%
	2	度数	42	51	93
		%	26.4%	27.7%	27.1%
	3	度数	34	52	86
		%	21.4%	28.3%	25.1%
	4	度数	15	13	28
		%	9.4%	7.1%	8.2%
	5	度数	7	10	17
	%	4.4%	5.4%	5.0%	
6	度数	2	2	4	
	%	1.3%	1.1%	1.2%	
Very influential	度数	1	1	2	
	%	.6%	.5%	.6%	
合計	度数	159	184	343	
	%	100.0%	100.0%	100.0%	

B2615 Influence on politics in Estonia today - Opposition parties

			A0101R Location(Country)		合計
			Har ju Country	Other	
B2615 Influence on politics in Estonia today - Opposition parties	Not influential	度数	8	10	18
		%	5.0%	5.4%	5.2%
2	度数		19	23	42

		%	11.9%	12.5%	12.2%
3	度数		32	49	81
		%	20.1%	26.6%	23.6%
4	度数		44	47	91
		%	27.7%	25.5%	26.5%
5	度数		27	29	56
		%	17.0%	15.8%	16.3%
6	度数		22	18	40
		%	13.8%	9.8%	11.7%
Very influential	度数		7	8	15
		%	4.4%	4.3%	4.4%
合計	度数		159	184	343
		%	100.0%	100.0%	100.0%

B2616 Influence on politics in Estonia today - Coalition parties

			A0101R Location(Country)		合計
			Harju Country	Other	
B2616 Influence on politics in Estonia today - Coalition parties	Not influential	度数	7	4	11
		%	4.4%	2.2%	3.2%
	2	度数	2	4	6
		%	1.3%	2.2%	1.7%
	3	度数	6	11	17
		%	3.8%	6.0%	5.0%
	4	度数	15	15	30
		%	9.4%	8.2%	8.7%
	5	度数	12	29	41
		%	7.5%	15.8%	12.0%
6	度数	61	63	124	
	%	38.4%	34.2%	36.2%	
Very influential	度数	56	58	114	
	%	35.2%	31.5%	33.2%	
合計	度数	159	184	343	
	%	100.0%	100.0%	100.0%	

B2617 Influence on politics in Estonia today - The Parliament

			A0101R Location(Country)		合計
			Harju Country	Other	
B2617 Influence on politics in Estonia today - The Parliament	Not influential	度数	7	3	10
		%	4.4%	1.6%	2.9%
	2	度数	3	3	6
		%	1.9%	1.6%	1.7%
	3	度数	5	4	9
		%	3.1%	2.2%	2.6%
	4	度数	8	12	20
		%	5.0%	6.5%	5.8%
	5	度数	24	33	57
		%	15.1%	17.9%	16.6%
6	度数	54	67	121	
	%	34.0%	36.4%	35.3%	
Very influential	度数	58	62	120	
	%	36.5%	33.7%	35.0%	
合計	度数	159	184	343	
	%	100.0%	100.0%	100.0%	

B2618 Influence on politics in Estonia today - The national government

			A0101R Location(Country)		合計
			Harju Country	Other	
B2618 Influence on politics in Estonia today - The national government	Not influential	度数	7	3	10
		%	4.4%	1.6%	2.9%
	2	度数	1	2	3
		%	.6%	1.1%	.9%
	3	度数	2	4	6
	%	1.3%	2.2%	1.7%	

4	度数	5	6	11
	%	3.1%	3.3%	3.2%
5	度数	13	20	33
	%	8.2%	10.9%	9.6%
6	度数	53	66	119
	%	33.3%	35.9%	34.7%
Very influential	度数	78	83	161
	%	49.1%	45.1%	46.9%
合計	度数	159	184	343
	%	100.0%	100.0%	100.0%

B2619 Influence on politics in Estonia today – The Courts

			A0101R Location(Country)		合計
			Harju Country	Other	
B2619 Influence on politics in Estonia today – The Courts	Not influential	度数	12	8	20
		%	7.5%	4.3%	5.8%
	2	度数	11	8	19
		%	6.9%	4.3%	5.5%
	3	度数	14	19	33
		%	8.8%	10.3%	9.6%
	4	度数	27	26	53
		%	17.0%	14.1%	15.5%
	5	度数	37	62	99
		%	23.3%	33.7%	28.9%
6	度数	38	37	75	
	%	23.9%	20.1%	21.9%	
Very influential	度数	20	24	44	
	%	12.6%	13.0%	12.8%	
合計	度数	159	184	343	
	%	100.0%	100.0%	100.0%	

B2620 Influence on politics in Estonia today – Local Councils

			A0101R Location(Country)		合計
			Harju Country	Other	
B2620 Influence on politics in Estonia today – Local Councils	Not influential	度数	7	5	12
		%	4.4%	2.7%	3.5%
	2	度数	9	12	21
		%	5.7%	6.5%	6.1%
	3	度数	29	31	60
		%	18.2%	16.8%	17.5%
	4	度数	29	59	88
		%	18.2%	32.1%	25.7%
	5	度数	44	49	93
		%	27.7%	26.6%	27.1%
6	度数	34	21	55	
	%	21.4%	11.4%	16.0%	
Very influential	度数	7	7	14	
	%	4.4%	3.8%	4.1%	
合計	度数	159	184	343	
	%	100.0%	100.0%	100.0%	

B2621 Influence on politics in Estonia today – The local governments

			A0101R Location(Country)		合計
			Harju Country	Other	
B2621 Influence on politics in Estonia today – The local governments	Not influential	度数	5	4	9
		%	3.1%	2.2%	2.6%
	2	度数	7	10	17
		%	4.4%	5.4%	5.0%
	3	度数	21	26	47
		%	13.2%	14.1%	13.7%
4	度数	33	66	99	
	%	20.8%	35.9%	28.9%	
5	度数	47	42	89	

		%	29.6%	22.8%	25.9%
6		度数	40	30	70
		%	25.2%	16.3%	20.4%
Very influential		度数	6	6	12
		%	3.8%	3.3%	3.5%
合計		度数	159	184	343
		%	100.0%	100.0%	100.0%

B2622 Influence on politics in Estonia today – County governments

			A0101R Location(Country)		合計
			Harju Country	Other	
B2622 Influence on politics in Estonia today – County governments	Not influential	度数	8	13	21
		%	5.0%	7.1%	6.1%
	2	度数	19	32	51
		%	11.9%	17.4%	14.9%
	3	度数	30	34	64
		%	18.9%	18.5%	18.7%
	4	度数	41	42	83
		%	25.8%	22.8%	24.2%
	5	度数	35	33	68
		%	22.0%	17.9%	19.8%
	6	度数	19	27	46
	%	11.9%	14.7%	13.4%	
Very influential	度数	7	3	10	
	%	4.4%	1.6%	2.9%	
合計	度数	159	184	343	
	%	100.0%	100.0%	100.0%	

B2623 Influence on politics in Estonia today – Police

			A0101R Location(Country)		合計
			Harju Country	Other	
B2623 Influence on politics in Estonia today – Police	Not influential	度数	13	14	27
		%	8.2%	7.6%	7.9%
	2	度数	20	18	38
		%	12.6%	9.8%	11.1%
	3	度数	25	36	61
		%	15.7%	19.6%	17.8%
	4	度数	40	49	89
		%	25.2%	26.6%	25.9%
	5	度数	33	36	69
		%	20.8%	19.6%	20.1%
	6	度数	19	25	44
	%	11.9%	13.6%	12.8%	
Very influential	度数	9	6	15	
	%	5.7%	3.3%	4.4%	
合計	度数	159	184	343	
	%	100.0%	100.0%	100.0%	

B2624 Influence on politics in Estonia today – Organized crime

			A0101R Location(Country)		合計
			Harju Country	Other	
B2624 Influence on politics in Estonia today – Organized crime	Not influential	度数	22	21	43
		%	13.8%	11.4%	12.5%
	2	度数	40	45	85
		%	25.2%	24.5%	24.8%
	3	度数	38	38	76
		%	23.9%	20.7%	22.2%
	4	度数	31	31	62
		%	19.5%	16.8%	18.1%
	5	度数	16	21	37
		%	10.1%	11.4%	10.8%
	6	度数	10	20	30
	%	6.3%	10.9%	8.7%	

Very influential	度数	2	8	10
	%	1.3%	4.3%	2.9%
合計	度数	159	184	343
	%	100.0%	100.0%	100.0%

B2625 Influence on politics in Estonia today – Mass media

		A0101R Location (Country)		合計	
		Harju Country	Other		
B2625 Influence on politics in Estonia today – Mass media	Not influential	度数	4	2	6
		%	2.5%	1.1%	1.7%
	2	度数	1	4	5
		%	.6%	2.2%	1.5%
	3	度数	7	10	17
		%	4.4%	5.4%	5.0%
	4	度数	24	33	57
		%	15.1%	17.9%	16.6%
	5	度数	51	52	103
	%	32.1%	28.3%	30.0%	
6	度数	50	48	98	
	%	31.4%	26.1%	28.6%	
Very influential	度数	22	35	57	
	%	13.8%	19.0%	16.6%	
合計	度数	159	184	343	
	%	100.0%	100.0%	100.0%	

B2626 Influence on politics in Estonia today – Business companies

		A0101R Location (Country)		合計	
		Harju Country	Other		
B2626 Influence on politics in Estonia today – Business companies	Not influential	度数	6	1	7
		%	3.8%	.5%	2.0%
	2	度数	4	4	8
		%	2.5%	2.2%	2.3%
	3	度数	11	17	28
		%	6.9%	9.2%	8.2%
	4	度数	14	20	34
		%	8.8%	10.9%	9.9%
	5	度数	54	57	111
	%	34.0%	31.0%	32.4%	
6	度数	45	62	107	
	%	28.3%	33.7%	31.2%	
Very influential	度数	25	23	48	
	%	15.7%	12.5%	14.0%	
合計	度数	159	184	343	
	%	100.0%	100.0%	100.0%	

B2627 Influence on politics in Estonia today – Foreign governments

		A0101R Location (Country)		合計	
		Harju Country	Other		
B2627 Influence on politics in Estonia today – Foreign governments	Not influential	度数	13	9	22
		%	8.2%	4.9%	6.4%
	2	度数	11	23	34
		%	6.9%	12.5%	9.9%
	3	度数	20	30	50
		%	12.6%	16.3%	14.6%
	4	度数	30	32	62
		%	18.9%	17.4%	18.1%
	5	度数	45	34	79
	%	28.3%	18.5%	23.0%	
6	度数	31	40	71	
	%	19.5%	21.7%	20.7%	
Very influential	度数	9	16	25	
	%	5.7%	8.7%	7.3%	
合計	度数	159	184	343	

%	100.0%	100.0%	100.0%
---	--------	--------	--------

B2628 Influence on politics in Estonia today - International organizations

			A0101R Location(Country)		合計
			Harju Country	Other	
B2628 Influence on politics in Estonia today - International organizations	Not influencial	度数	7	5	12
		%	4.4%	2.7%	3.5%
	2	度数	5	10	15
		%	3.1%	5.4%	4.4%
	3	度数	22	20	42
		%	13.8%	10.9%	12.2%
	4	度数	27	45	72
		%	17.0%	24.5%	21.0%
	5	度数	50	54	104
	%	31.4%	29.3%	30.3%	
6	度数	37	34	71	
	%	23.3%	18.5%	20.7%	
Very influencial	度数	11	16	27	
	%	6.9%	8.7%	7.9%	
合計	度数	159	184	343	
	%	100.0%	100.0%	100.0%	

B2629 Influence on politics in Estonia today - EU institutions

			A0101R Location(Country)		合計
			Harju Country	Other	
B2629 Influence on politics in Estonia today - EU institutions	Not influencial	度数	5	4	9
		%	3.1%	2.2%	2.6%
	2	度数	4	4	8
		%	2.5%	2.2%	2.3%
	3	度数	13	13	26
		%	8.2%	7.1%	7.6%
	4	度数	17	23	40
		%	10.7%	12.5%	11.7%
	5	度数	35	51	86
	%	22.0%	27.7%	25.1%	
6	度数	52	55	107	
	%	32.7%	29.9%	31.2%	
Very influencial	度数	33	34	67	
	%	20.8%	18.5%	19.5%	
合計	度数	159	184	343	
	%	100.0%	100.0%	100.0%	

B2630 Influence on politics in Estonia today - EU parliament

			A0101R Location(Country)		合計
			Harju Country	Other	
B2630 Influence on politics in Estonia today - EU parliament	Not influencial	度数	8	5	13
		%	5.0%	2.7%	3.8%
	2	度数	12	7	19
		%	7.5%	3.8%	5.5%
	3	度数	11	21	32
		%	6.9%	11.4%	9.3%
	4	度数	27	29	56
		%	17.0%	15.8%	16.3%
	5	度数	33	31	64
	%	20.8%	16.8%	18.7%	
6	度数	45	58	103	
	%	28.3%	31.5%	30.0%	
Very influencial	度数	23	33	56	
	%	14.5%	17.9%	16.3%	
合計	度数	159	184	343	
	%	100.0%	100.0%	100.0%	

B2631 Influence on politics in Estonia 5 years ago - Agricultural organizations

			A0101R Location(Country)		合計
			Harju Country	Other	
B2631 Influence on politics in Estonia 5 years ago - Agricultural organizations	Not influencial	度数	101	86	187
		%	63.5%	46.7%	54.5%
	2	度数	24	35	59
		%	15.1%	19.0%	17.2%
	3	度数	14	26	40
		%	8.8%	14.1%	11.7%
	4	度数	7	15	22
		%	4.4%	8.2%	6.4%
	5	度数	4	11	15
	%	2.5%	6.0%	4.4%	
6	度数	6	6	12	
	%	3.8%	3.3%	3.5%	
Very influencial	度数	3	5	8	
	%	1.9%	2.7%	2.3%	
合計	度数	159	184	343	
	%	100.0%	100.0%	100.0%	

B2632 Influence on politics in Estonia 5 years ago - Economic, business, or employers' organizations

			A0101R Location(Country)		合計
			Harju Country	Other	
B2632 Influence on politics in Estonia 5 years ago - Economic, business, or employers' organizations	Not influencial	度数	34	44	78
		%	21.4%	23.9%	22.7%
	2	度数	15	37	52
		%	9.4%	20.1%	15.2%
	3	度数	32	21	53
		%	20.1%	11.4%	15.5%
	4	度数	27	29	56
		%	17.0%	15.8%	16.3%
	5	度数	20	22	42
	%	12.6%	12.0%	12.2%	
6	度数	21	17	38	
	%	13.2%	9.2%	11.1%	
Very influencial	度数	10	14	24	
	%	6.3%	7.6%	7.0%	
合計	度数	159	184	343	
	%	100.0%	100.0%	100.0%	

B2633 Influence on politics in Estonia 5 years ago - Trade(labor) organizations

			A0101R Location(Country)		合計
			Harju Country	Other	
B2633 Influence on politics in Estonia 5 years ago - Trade(labor) organizations	Not influencial	度数	67	76	143
		%	42.1%	41.3%	41.7%
	2	度数	26	35	61
		%	16.4%	19.0%	17.8%
	3	度数	24	21	45
		%	15.1%	11.4%	13.1%
	4	度数	15	21	36
		%	9.4%	11.4%	10.5%
	5	度数	14	10	24
	%	8.8%	5.4%	7.0%	
6	度数	4	11	15	
	%	2.5%	6.0%	4.4%	
Very influencial	度数	9	10	19	
	%	5.7%	5.4%	5.5%	
合計	度数	159	184	343	
	%	100.0%	100.0%	100.0%	

B2634 Influence on politics in Estonia 5 years ago - Educational organizations

			A0101R Location(Country)		合計
			Harju Country	Other	
B2634 Influence on politics in Estonia 5 years ago - Educational organizations	Not influencial	度数	21	26	47
	%		13.2%	14.1%	13.7%

Educational organizations			A0101R Location(Country)		
			Harju Country	Other	合計
2	度数	13	31	44	
	%	8.2%	16.8%	12.8%	
3	度数	30	36	66	
	%	18.9%	19.6%	19.2%	
4	度数	25	29	54	
	%	15.7%	15.8%	15.7%	
5	度数	34	30	64	
	%	21.4%	16.3%	18.7%	
6	度数	26	20	46	
	%	16.4%	10.9%	13.4%	
Very influential	度数	10	12	22	
	%	6.3%	6.5%	6.4%	
合計	度数	159	184	343	
	%	100.0%	100.0%	100.0%	

B2635 Influence on politics in Estonia 5 years ago – Governmental or administration-related organizations

B2635 Influence on politics in Estonia 5 years ago – Governmental or administration-related organizations			A0101R Location(Country)		合計
			Harju Country	Other	
Not influential	度数	27	30	57	
	%	17.0%	16.3%	16.6%	
2	度数	30	28	58	
	%	18.9%	15.2%	16.9%	
3	度数	29	43	72	
	%	18.2%	23.4%	21.0%	
4	度数	29	34	63	
	%	18.2%	18.5%	18.4%	
5	度数	29	29	58	
	%	18.2%	15.8%	16.9%	
6	度数	13	13	26	
	%	8.2%	7.1%	7.6%	
Very influential	度数	2	7	9	
	%	1.3%	3.8%	2.6%	
合計	度数	159	184	343	
	%	100.0%	100.0%	100.0%	

B2636 Influence on politics in Estonia 5 years ago – Social welfare organizations

B2636 Influence on politics in Estonia 5 years ago – Social welfare organizations			A0101R Location(Country)		合計
			Harju Country	Other	
Not influential	度数	62	49	111	
	%	39.0%	26.6%	32.4%	
2	度数	29	32	61	
	%	18.2%	17.4%	17.8%	
3	度数	18	32	50	
	%	11.3%	17.4%	14.6%	
4	度数	12	33	45	
	%	7.5%	17.9%	13.1%	
5	度数	20	21	41	
	%	12.6%	11.4%	12.0%	
6	度数	11	7	18	
	%	6.9%	3.8%	5.2%	
Very influential	度数	7	10	17	
	%	4.4%	5.4%	5.0%	
合計	度数	159	184	343	
	%	100.0%	100.0%	100.0%	

B2637 Influence on politics in Estonia 5 years ago – Professional membership organizations

B2637 Influence on politics in Estonia 5 years ago – Professional membership organizations			A0101R Location(Country)		合計
			Harju Country	Other	
Not influential	度数	16	33	49	
	%	10.1%	17.9%	14.3%	
2	度数	22	26	48	
	%	13.8%	14.1%	14.0%	
3	度数	22	31	53	
	%				

	%	13.8%	16.8%	15.5%
4	度数	26	44	70
	%	16.4%	23.9%	20.4%
5	度数	27	26	53
	%	17.0%	14.1%	15.5%
6	度数	39	15	54
	%	24.5%	8.2%	15.7%
Very influential	度数	7	9	16
	%	4.4%	4.9%	4.7%
合計	度数	159	184	343
	%	100.0%	100.0%	100.0%

B2638 Influence on politics in Estonia 5 years ago - Political or public affairs organizations

		A0101R Location(Country)		合計	
		Harju Country	Other		
B2638 Influence on politics in Estonia 5 years ago - Political or public affairs organizations	Not influential	度数	33	40	73
		%	20.8%	21.7%	21.3%
	2	度数	24	30	54
		%	15.1%	16.3%	15.7%
	3	度数	21	24	45
		%	13.2%	13.0%	13.1%
	4	度数	19	28	47
		%	11.9%	15.2%	13.7%
	5	度数	28	29	57
		%	17.6%	15.8%	16.6%
	6	度数	25	15	40
		%	15.7%	8.2%	11.7%
	Very influential	度数	9	18	27
	%	5.7%	9.8%	7.9%	
合計	度数	159	184	343	
	%	100.0%	100.0%	100.0%	

B2639 Influence on politics in Estonia 5 years ago - Community organizations

		A0101R Location(Country)		合計	
		Harju Country	Other		
B2639 Influence on politics in Estonia 5 years ago - Community organizations	Not influential	度数	39	32	71
		%	24.5%	17.4%	20.7%
	2	度数	30	34	64
		%	18.9%	18.5%	18.7%
	3	度数	27	28	55
		%	17.0%	15.2%	16.0%
	4	度数	25	31	56
		%	15.7%	16.8%	16.3%
	5	度数	25	28	53
		%	15.7%	15.2%	15.5%
	6	度数	5	20	25
		%	3.1%	10.9%	7.3%
	Very influential	度数	8	11	19
	%	5.0%	6.0%	5.5%	
合計	度数	159	184	343	
	%	100.0%	100.0%	100.0%	

B2640 Influence on politics in Estonia 5 years ago - Cultural or academic organizations

		A0101R Location(Country)		合計	
		Harju Country	Other		
B2640 Influence on politics in Estonia 5 years ago - Cultural or academic organizations	Not influential	度数	22	32	54
		%	13.8%	17.4%	15.7%
	2	度数	32	38	70
		%	20.1%	20.7%	20.4%
	3	度数	24	33	57
		%	15.1%	17.9%	16.6%
	4	度数	35	33	68
		%	22.0%	17.9%	19.8%
	5	度数	19	25	44
		%	11.9%	13.6%	12.8%

6	度数	15	17	32
	%	9.4%	9.2%	9.3%
Very influential	度数	12	6	18
	%	7.5%	3.3%	5.2%
合計	度数	159	184	343
	%	100.0%	100.0%	100.0%

B2641 Influence on politics in Estonia 5 years ago – Recreational, leisure or sport organizations

			A0101R Location(Country)		合計
			Harju Country	Other	
B2641 Influence on politics in Estonia 5 years ago – Recreational, leisure or sport organizations	Not influential	度数	53	39	92
		%	33.3%	21.2%	26.8%
	2	度数	38	38	76
		%	23.9%	20.7%	22.2%
	3	度数	25	35	60
		%	15.7%	19.0%	17.5%
	4	度数	24	31	55
		%	15.1%	16.8%	16.0%
	5	度数	11	25	36
		%	6.9%	13.6%	10.5%
6	度数	6	11	17	
	%	3.8%	6.0%	5.0%	
Very influential	度数	2	5	7	
	%	1.3%	2.7%	2.0%	
合計	度数	159	184	343	
	%	100.0%	100.0%	100.0%	

B2642 Influence on politics in Estonia 5 years ago – Religious organizations

			A0101R Location(Country)		合計
			Harju Country	Other	
B2642 Influence on politics in Estonia 5 years ago – Religious organizations	Not influential	度数	86	79	165
		%	54.1%	42.9%	48.1%
	2	度数	38	50	88
		%	23.9%	27.2%	25.7%
	3	度数	18	21	39
		%	11.3%	11.4%	11.4%
	4	度数	12	20	32
		%	7.5%	10.9%	9.3%
	5	度数	3	8	11
		%	1.9%	4.3%	3.2%
6	度数	1	2	3	
	%	.6%	1.1%	.9%	
Very influential	度数	1	4	5	
	%	.6%	2.2%	1.5%	
合計	度数	159	184	343	
	%	100.0%	100.0%	100.0%	

B2643 Influence on politics in Estonia 5 years ago – Environmental organizations

			A0101R Location(Country)		合計
			Harju Country	Other	
B2643 Influence on politics in Estonia 5 years ago – Environmental organizations	Not influential	度数	49	52	101
		%	30.8%	28.3%	29.4%
	2	度数	34	33	67
		%	21.4%	17.9%	19.5%
	3	度数	22	30	52
		%	13.8%	16.3%	15.2%
	4	度数	22	36	58
		%	13.8%	19.6%	16.9%
	5	度数	19	22	41
		%	11.9%	12.0%	12.0%
6	度数	11	7	18	
	%	6.9%	3.8%	5.2%	
Very influential	度数	2	4	6	
	%	1.3%	2.2%	1.7%	

合計	度数	159	184	343
	%	100.0%	100.0%	100.0%

B2644 Influence on politics in Estonia 5 years ago - Management of dwellings and apartment houses

			A0101R Location (Country)		合計
			Harju Country	Other	
B2644 Influence on politics in Estonia 5 years ago - Management of dwellings and apartment houses	Not influential	度数	114	116	230
		%	71.7%	63.0%	67.1%
	2	度数	24	38	62
		%	15.1%	20.7%	18.1%
	3	度数	12	11	23
		%	7.5%	6.0%	6.7%
	4	度数	5	13	18
		%	3.1%	7.1%	5.2%
	5	度数	2	2	4
		%	1.3%	1.1%	1.2%
6	度数	1	3	4	
	%	.6%	1.6%	1.2%	
Very influential	度数	1	1	2	
	%	.6%	.5%	.6%	
合計	度数	159	184	343	
	%	100.0%	100.0%	100.0%	

B2645 Influence on politics in Estonia 5 years ago - Opposition parties

			A0101R Location (Country)		合計
			Harju Country	Other	
B2645 Influence on politics in Estonia 5 years ago - Opposition parties	Not influential	度数	49	67	116
		%	30.8%	36.4%	33.8%
	2	度数	30	41	71
		%	18.9%	22.3%	20.7%
	3	度数	23	25	48
		%	14.5%	13.6%	14.0%
	4	度数	24	25	49
		%	15.1%	13.6%	14.3%
	5	度数	19	12	31
		%	11.9%	6.5%	9.0%
6	度数	11	10	21	
	%	6.9%	5.4%	6.1%	
Very influential	度数	3	4	7	
	%	1.9%	2.2%	2.0%	
合計	度数	159	184	343	
	%	100.0%	100.0%	100.0%	

B2646 Influence on politics in Estonia 5 years ago - Coalition parties

			A0101R Location (Country)		合計
			Harju Country	Other	
B2646 Influence on politics in Estonia 5 years ago - Coalition parties	Not influential	度数	38	55	93
		%	23.9%	29.9%	27.1%
	2	度数	13	23	36
		%	8.2%	12.5%	10.5%
	3	度数	15	17	32
		%	9.4%	9.2%	9.3%
	4	度数	24	24	48
		%	15.1%	13.0%	14.0%
	5	度数	20	26	46
		%	12.6%	14.1%	13.4%
6	度数	31	23	54	
	%	19.5%	12.5%	15.7%	
Very influential	度数	18	16	34	
	%	11.3%	8.7%	9.9%	
合計	度数	159	184	343	
	%	100.0%	100.0%	100.0%	

B2647 Influence on politics in Estonia 5 years ago – The Parliament

			A0101R Location (Country)		合計
			Harju Country	Other	
B2647 Influence on politics in Estonia 5 years ago – The Parliament	Not influential	度数	27	44	71
		%	17.0%	23.9%	20.7%
	2	度数	5	20	25
		%	3.1%	10.9%	7.3%
	3	度数	13	12	25
		%	8.2%	6.5%	7.3%
	4	度数	26	32	58
		%	16.4%	17.4%	16.9%
	5	度数	29	29	58
	%	18.2%	15.8%	16.9%	
6	度数	35	25	60	
	%	22.0%	13.6%	17.5%	
Very influential	度数	24	22	46	
	%	15.1%	12.0%	13.4%	
合計	度数	159	184	343	
	%	100.0%	100.0%	100.0%	

B2648 Influence on politics in Estonia 5 years ago – The national government

			A0101R Location (Country)		合計
			Harju Country	Other	
B2648 Influence on politics in Estonia 5 years ago – The national government	Not influential	度数	23	37	60
		%	14.5%	20.1%	17.5%
	2	度数	5	21	26
		%	3.1%	11.4%	7.6%
	3	度数	8	11	19
		%	5.0%	6.0%	5.5%
	4	度数	20	30	50
		%	12.6%	16.3%	14.6%
	5	度数	26	34	60
	%	16.4%	18.5%	17.5%	
6	度数	45	24	69	
	%	28.3%	13.0%	20.1%	
Very influential	度数	32	27	59	
	%	20.1%	14.7%	17.2%	
合計	度数	159	184	343	
	%	100.0%	100.0%	100.0%	

B2649 Influence on politics in Estonia 5 years ago – The Courts

			A0101R Location (Country)		合計
			Harju Country	Other	
B2649 Influence on politics in Estonia 5 years ago – The Courts	Not influential	度数	56	75	131
		%	35.2%	40.8%	38.2%
	2	度数	30	36	66
		%	18.9%	19.6%	19.2%
	3	度数	19	20	39
		%	11.9%	10.9%	11.4%
	4	度数	17	28	45
		%	10.7%	15.2%	13.1%
	5	度数	15	11	26
	%	9.4%	6.0%	7.6%	
6	度数	19	6	25	
	%	11.9%	3.3%	7.3%	
Very influential	度数	3	8	11	
	%	1.9%	4.3%	3.2%	
合計	度数	159	184	343	
	%	100.0%	100.0%	100.0%	

B2650 Influence on politics in Estonia 5 years ago – Local Councils

			A0101R Location (Country)		合計
			Harju Country	Other	

B2650 Influence on politics in Estonia 5 years ago – Local Councils	Not influential	度数	32	24	56
		%	20.1%	13.0%	16.3%
	2	度数	27	22	49
		%	17.0%	12.0%	14.3%
	3	度数	24	35	59
		%	15.1%	19.0%	17.2%
	4	度数	31	33	64
		%	19.5%	17.9%	18.7%
5	度数	20	34	54	
	%	12.6%	18.5%	15.7%	
6	度数	14	24	38	
	%	8.8%	13.0%	11.1%	
Very influential	度数	11	12	23	
	%	6.9%	6.5%	6.7%	
合計	度数	159	184	343	
	%	100.0%	100.0%	100.0%	

B2651 Influence on politics in Estonia 5 years ago – The local governments

			A0101R Location(Country)		合計
			Harju Country	Other	
B2651 Influence on politics in Estonia 5 years ago – The local governments	Not influential	度数	29	20	49
		%	18.2%	10.9%	14.3%
	2	度数	19	13	32
		%	11.9%	7.1%	9.3%
	3	度数	26	34	60
		%	16.4%	18.5%	17.5%
	4	度数	29	32	61
		%	18.2%	17.4%	17.8%
5	度数	24	39	63	
	%	15.1%	21.2%	18.4%	
6	度数	21	26	47	
	%	13.2%	14.1%	13.7%	
Very influential	度数	11	20	31	
	%	6.9%	10.9%	9.0%	
合計	度数	159	184	343	
	%	100.0%	100.0%	100.0%	

B2652 Influence on politics in Estonia 5 years ago – County governments

			A0101R Location(Country)		合計
			Harju Country	Other	
B2652 Influence on politics in Estonia 5 years ago – County governments	Not influential	度数	47	28	75
		%	29.6%	15.2%	21.9%
	2	度数	19	36	55
		%	11.9%	19.6%	16.0%
	3	度数	31	30	61
		%	19.5%	16.3%	17.8%
	4	度数	29	26	55
		%	18.2%	14.1%	16.0%
5	度数	13	40	53	
	%	8.2%	21.7%	15.5%	
6	度数	14	15	29	
	%	8.8%	8.2%	8.5%	
Very influential	度数	6	9	15	
	%	3.8%	4.9%	4.4%	
合計	度数	159	184	343	
	%	100.0%	100.0%	100.0%	

B2653 Influence on politics in Estonia 5 years ago – Police

			A0101R Location(Country)		合計
			Harju Country	Other	
B2653 Influence on politics in Estonia 5 years ago – Police	Not influential	度数	66	76	142
		%	41.5%	41.3%	41.4%
2	度数	33	49	82	
	%	20.8%	26.6%	23.9%	

3	度数	24	22	46
	%	15.1%	12.0%	13.4%
4	度数	20	17	37
	%	12.6%	9.2%	10.8%
5	度数	8	12	20
	%	5.0%	6.5%	5.8%
6	度数	7	4	11
	%	4.4%	2.2%	3.2%
Very influential	度数	1	4	5
	%	.6%	2.2%	1.5%
合計	度数	159	184	343
	%	100.0%	100.0%	100.0%

B2654 Influence on politics in Estonia 5 years ago - Organized crime

		A0101R Location (Country)		合計	
		Harju Country	Other		
B2654 Influence on politics in Estonia 5 years ago - Organized crime	Not influential	度数	105	107	212
		%	66.0%	58.2%	61.8%
2	度数	32	38	70	
	%	20.1%	20.7%	20.4%	
3	度数	10	15	25	
	%	6.3%	8.2%	7.3%	
4	度数	4	12	16	
	%	2.5%	6.5%	4.7%	
5	度数	6	6	12	
	%	3.8%	3.3%	3.5%	
6	度数	0	2	2	
	%	.0%	1.1%	.6%	
Very influential	度数	2	4	6	
	%	1.3%	2.2%	1.7%	
合計	度数	159	184	343	
	%	100.0%	100.0%	100.0%	

B2655 Influence on politics in Estonia 5 years ago - Mass media

		A0101R Location (Country)		合計	
		Harju Country	Other		
B2655 Influence on politics in Estonia 5 years ago - Mass media	Not influential	度数	9	16	25
		%	5.7%	8.7%	7.3%
2	度数	11	16	27	
	%	6.9%	8.7%	7.9%	
3	度数	23	30	53	
	%	14.5%	16.3%	15.5%	
4	度数	25	42	67	
	%	15.7%	22.8%	19.5%	
5	度数	34	41	75	
	%	21.4%	22.3%	21.9%	
6	度数	41	24	65	
	%	25.8%	13.0%	19.0%	
Very influential	度数	16	15	31	
	%	10.1%	8.2%	9.0%	
合計	度数	159	184	343	
	%	100.0%	100.0%	100.0%	

B2656 Influence on politics in Estonia 5 years ago - Business companies

		A0101R Location (Country)		合計	
		Harju Country	Other		
B2656 Influence on politics in Estonia 5 years ago - Business companies	Not influential	度数	28	37	65
		%	17.6%	20.1%	19.0%
2	度数	14	28	42	
	%	8.8%	15.2%	12.2%	
3	度数	26	32	58	
	%	16.4%	17.4%	16.9%	
4	度数	29	37	66	

	%	18.2%	20.1%	19.2%
5	度数	23	25	48
	%	14.5%	13.6%	14.0%
6	度数	27	16	43
	%	17.0%	8.7%	12.5%
Very influential	度数	12	9	21
	%	7.5%	4.9%	6.1%
合計	度数	159	184	343
	%	100.0%	100.0%	100.0%

B2657 Influence on politics in Estonia 5 years ago – Foreign governments

			A0101R Location (Country)		合計
			Harju Country	Other	
B2657 Influence on politics in Estonia 5 years ago – Foreign governments	Not influential	度数	75	97	172
		%	47.2%	52.7%	50.1%
	2	度数	27	35	62
		%	17.0%	19.0%	18.1%
	3	度数	26	11	37
		%	16.4%	6.0%	10.8%
	4	度数	13	18	31
		%	8.2%	9.8%	9.0%
	5	度数	12	6	18
		%	7.5%	3.3%	5.2%
6	度数	2	11	13	
	%	1.3%	6.0%	3.8%	
Very influential	度数	4	6	10	
	%	2.5%	3.3%	2.9%	
合計	度数	159	184	343	
	%	100.0%	100.0%	100.0%	

B2658 Influence on politics in Estonia 5 years ago – International organizations

			A0101R Location (Country)		合計
			Harju Country	Other	
B2658 Influence on politics in Estonia 5 years ago – International organizations	Not influential	度数	37	53	90
		%	23.3%	28.8%	26.2%
	2	度数	10	28	38
		%	6.3%	15.2%	11.1%
	3	度数	26	31	57
		%	16.4%	16.8%	16.6%
	4	度数	31	20	51
		%	19.5%	10.9%	14.9%
	5	度数	25	26	51
		%	15.7%	14.1%	14.9%
6	度数	22	14	36	
	%	13.8%	7.6%	10.5%	
Very influential	度数	8	12	20	
	%	5.0%	6.5%	5.8%	
合計	度数	159	184	343	
	%	100.0%	100.0%	100.0%	

B2659 Influence on politics in Estonia 5 years ago – EU institutions

			A0101R Location (Country)		合計
			Harju Country	Other	
B2659 Influence on politics in Estonia 5 years ago – EU institutions	Not influential	度数	39	62	101
		%	24.5%	33.7%	29.4%
	2	度数	10	24	34
		%	6.3%	13.0%	9.9%
	3	度数	18	23	41
		%	11.3%	12.5%	12.0%
	4	度数	29	24	53
		%	18.2%	13.0%	15.5%
	5	度数	22	21	43
		%	13.8%	11.4%	12.5%
6	度数	31	16	47	

	%	19.5%	8.7%	13.7%
Very influential	度数	10	14	24
	%	6.3%	7.6%	7.0%
合計	度数	159	184	343
	%	100.0%	100.0%	100.0%

B2660 Influence on politics in Estonia 5 years ago - EU parliament

		A0101R Location(Country)		合計
		Harju Country	Other	
B2660 Influence on politics in Estonia 5 years ago - EU parliament	Not influential	度数	77	126
		%	41.8%	36.7%
2		度数	26	43
		%	14.1%	12.5%
3		度数	18	41
		%	9.8%	12.0%
4		度数	25	50
		%	13.6%	14.6%
5		度数	11	24
		%	6.0%	7.0%
6		度数	15	38
		%	8.2%	11.1%
	Very influential	度数	12	21
		%	6.5%	6.1%
合計		度数	184	343
		%	100.0%	100.0%

Q27. How does your organization describe your relationship with the following groups?

B2701 Relationship - Agricultural organizations

		A0101R Location(Country)		合計
		Harju Country	Other	
B2701 Relationship - Agricultural organizations	Very hostile	度数	31	65
		%	16.8%	19.0%
2		度数	19	32
		%	10.3%	9.3%
3		度数	33	54
		%	17.9%	15.7%
4		度数	62	132
		%	33.7%	38.5%
5		度数	16	29
		%	8.7%	8.5%
6		度数	10	15
		%	5.4%	4.4%
	Very friendly	度数	13	16
		%	7.1%	4.7%
合計		度数	184	343
		%	100.0%	100.0%

B2702 Relationship - Economic, business, or employers' organizations

		A0101R Location(Country)		合計
		Harju Country	Other	
B2702 Relationship - Economic, business, or employers' organizations	Very hostile	度数	16	33
		%	8.7%	9.6%
2		度数	20	37
		%	10.9%	10.8%

3	度数	23	35	58
	%	14.5%	19.0%	16.9%
4	度数	49	69	118
	%	30.8%	37.5%	34.4%
5	度数	28	24	52
	%	17.6%	13.0%	15.2%
6	度数	16	10	26
	%	10.1%	5.4%	7.6%
Very friendly	度数	9	10	19
	%	5.7%	5.4%	5.5%
合計	度数	159	184	343
	%	100.0%	100.0%	100.0%

B2703 Relationship – Trade(labor) organizations

		A0101R Location (Country)		合計	
		Harju Country	Other		
B2703 Relationship – Trade(labor) organizations	Very hostile	度数	31	28	59
		%	19.5%	15.2%	17.2%
	2	度数	11	20	31
		%	6.9%	10.9%	9.0%
	3	度数	26	31	57
		%	16.4%	16.8%	16.6%
	4	度数	54	77	131
		%	34.0%	41.8%	38.2%
	5	度数	14	9	23
		%	8.8%	4.9%	6.7%
	6	度数	11	5	16
		%	6.9%	2.7%	4.7%
	Very friendly	度数	12	14	26
		%	7.5%	7.6%	7.6%
合計		度数	159	184	343
		%	100.0%	100.0%	100.0%

B2704 Relationship – Educational organizations

		A0101R Location (Country)		合計	
		Harju Country	Other		
B2704 Relationship – Educational organizations	Very hostile	度数	13	9	22
		%	8.2%	4.9%	6.4%
	2	度数	6	11	17
		%	3.8%	6.0%	5.0%
	3	度数	10	22	32
		%	6.3%	12.0%	9.3%
	4	度数	48	51	99
		%	30.2%	27.7%	28.9%
	5	度数	30	26	56
		%	18.9%	14.1%	16.3%
	6	度数	33	36	69
		%	20.8%	19.6%	20.1%
	Very friendly	度数	19	29	48
		%	11.9%	15.8%	14.0%
合計		度数	159	184	343
		%	100.0%	100.0%	100.0%

B2705 Relationship – Governmental or administration-related organizations

		A0101R Location (Country)		合計	
		Harju Country	Other		
B2705 Relationship – Governmental or administration-related organizations	Very hostile	度数	11	12	23
		%	6.9%	6.5%	6.7%
	2	度数	16	12	28
		%	10.1%	6.5%	8.2%
	3	度数	28	19	47
		%	17.6%	10.3%	13.7%
	4	度数	60	77	137
		%	37.7%	41.8%	39.9%

5	度数	25	30	55
	%	15.7%	16.3%	16.0%
6	度数	13	20	33
	%	8.2%	10.9%	9.6%
Very friendly	度数	6	14	20
	%	3.8%	7.6%	5.8%
合計	度数	159	184	343
	%	100.0%	100.0%	100.0%

B2706 Relationship – Social welfare organizations

		A0101R Location (Country)		合計	
		Harju Country	Other		
B2706 Relationship – Social welfare organizations	Very hostile	度数	24	16	40
		%	15.1%	8.7%	11.7%
	2	度数	14	18	32
		%	8.8%	9.8%	9.3%
	3	度数	21	27	48
		%	13.2%	14.7%	14.0%
	4	度数	64	50	114
		%	40.3%	27.2%	33.2%
	5	度数	18	34	52
	%	11.3%	18.5%	15.2%	
6	度数	9	20	29	
	%	5.7%	10.9%	8.5%	
Very friendly	度数	9	19	28	
	%	5.7%	10.3%	8.2%	
合計	度数	159	184	343	
	%	100.0%	100.0%	100.0%	

B2707 Relationship – Professional membership organizations

		A0101R Location (Country)		合計	
		Harju Country	Other		
B2707 Relationship – Professional membership organizations	Very hostile	度数	11	16	27
		%	6.9%	8.7%	7.9%
	2	度数	16	13	29
		%	10.1%	7.1%	8.5%
	3	度数	16	29	45
		%	10.1%	15.8%	13.1%
	4	度数	31	47	78
		%	19.5%	25.5%	22.7%
	5	度数	22	39	61
	%	13.8%	21.2%	17.8%	
6	度数	38	19	57	
	%	23.9%	10.3%	16.6%	
Very friendly	度数	25	21	46	
	%	15.7%	11.4%	13.4%	
合計	度数	159	184	343	
	%	100.0%	100.0%	100.0%	

B2708 Relationship – Political or public affairs organizations

		A0101R Location (Country)		合計	
		Harju Country	Other		
B2708 Relationship – Political or public affairs organizations	Very hostile	度数	30	20	50
		%	18.9%	10.9%	14.6%
	2	度数	16	29	45
		%	10.1%	15.8%	13.1%
	3	度数	29	34	63
		%	18.2%	18.5%	18.4%
	4	度数	53	60	113
		%	33.3%	32.6%	32.9%
	5	度数	16	24	40
	%	10.1%	13.0%	11.7%	
6	度数	8	9	17	

		%	5.0%	4.9%	5.0%
	Very friendly	度数	7	8	15
		%	4.4%	4.3%	4.4%
合計		度数	159	184	343
		%	100.0%	100.0%	100.0%

B2709 Relationship - Community organizations

		A0101R Location(Country)		合計	
		Harju Country	Other		
B2709 Relationship - Community organizations	Very hostile	度数	22	20	42
		%	13.8%	10.9%	12.2%
	2	度数	12	13	25
		%	7.5%	7.1%	7.3%
	3	度数	15	12	27
		%	9.4%	6.5%	7.9%
	4	度数	55	46	101
		%	34.6%	25.0%	29.4%
	5	度数	20	26	46
		%	12.6%	14.1%	13.4%
6	度数	18	36	54	
	%	11.3%	19.6%	15.7%	
	Very friendly	度数	17	31	48
		%	10.7%	16.8%	14.0%
合計		度数	159	184	343
		%	100.0%	100.0%	100.0%

B2710 Relationship - Cultural or academic organizations

		A0101R Location(Country)		合計	
		Harju Country	Other		
B2710 Relationship - Cultural or academic organizations	Very hostile	度数	14	14	28
		%	8.8%	7.6%	8.2%
	2	度数	9	19	28
		%	5.7%	10.3%	8.2%
	3	度数	17	14	31
		%	10.7%	7.6%	9.0%
	4	度数	45	53	98
		%	28.3%	28.8%	28.6%
	5	度数	24	28	52
		%	15.1%	15.2%	15.2%
6	度数	24	33	57	
	%	15.1%	17.9%	16.6%	
	Very friendly	度数	26	23	49
		%	16.4%	12.5%	14.3%
合計		度数	159	184	343
		%	100.0%	100.0%	100.0%

B2711 Relationship - Recreational, leisure or sport organizations

		A0101R Location(Country)		合計	
		Harju Country	Other		
B2711 Relationship - Recreational, leisure or sport organizations	Very hostile	度数	19	14	33
		%	11.9%	7.6%	9.6%
	2	度数	12	18	30
		%	7.5%	9.8%	8.7%
	3	度数	24	15	39
		%	15.1%	8.2%	11.4%
	4	度数	63	48	111
		%	39.6%	26.1%	32.4%
	5	度数	18	37	55
		%	11.3%	20.1%	16.0%
6	度数	13	30	43	
	%	8.2%	16.3%	12.5%	
	Very friendly	度数	10	22	32
		%	6.3%	12.0%	9.3%

合計	度数	159	184	343
	%	100.0%	100.0%	100.0%

B2712 Relationship – Religious organizations

		A0101R Location(Country)		合計	
		Harju Country	Other		
B2712 Relationship – Religious organizations	Very hostile	度数	41	32	73
		%	25.8%	17.4%	21.3%
	2	度数	16	29	45
		%	10.1%	15.8%	13.1%
	3	度数	20	25	45
		%	12.6%	13.6%	13.1%
	4	度数	61	62	123
		%	38.4%	33.7%	35.9%
	5	度数	11	18	29
	%	6.9%	9.8%	8.5%	
6	度数	1	8	9	
	%	.6%	4.3%	2.6%	
	Very friendly	度数	9	10	19
		%	5.7%	5.4%	5.5%
合計	度数	159	184	343	
	%	100.0%	100.0%	100.0%	

B2713 Relationship – Environmental organizations

		A0101R Location(Country)		合計	
		Harju Country	Other		
B2713 Relationship – Environmental organizations	Very hostile	度数	28	26	54
		%	17.6%	14.1%	15.7%
	2	度数	18	17	35
		%	11.3%	9.2%	10.2%
	3	度数	16	29	45
		%	10.1%	15.8%	13.1%
	4	度数	66	60	126
		%	41.5%	32.6%	36.7%
	5	度数	11	23	34
	%	6.9%	12.5%	9.9%	
6	度数	11	14	25	
	%	6.9%	7.6%	7.3%	
	Very friendly	度数	9	15	24
		%	5.7%	8.2%	7.0%
合計	度数	159	184	343	
	%	100.0%	100.0%	100.0%	

B2714 Relationship – Management of dwellings and apartment houses

		A0101R Location(Country)		合計	
		Harju Country	Other		
B2714 Relationship – Management of dwellings and apartment houses	Very hostile	度数	39	42	81
		%	24.5%	22.8%	23.6%
	2	度数	22	34	56
		%	13.8%	18.5%	16.3%
	3	度数	21	26	47
		%	13.2%	14.1%	13.7%
	4	度数	64	63	127
		%	40.3%	34.2%	37.0%
	5	度数	7	8	15
	%	4.4%	4.3%	4.4%	
6	度数	1	5	6	
	%	.6%	2.7%	1.7%	
	Very friendly	度数	5	6	11
		%	3.1%	3.3%	3.2%
合計	度数	159	184	343	
	%	100.0%	100.0%	100.0%	

B2715 Relationship – Opposition parties

			A0101R Location(Country)		合計
			Harju Country	Other	
B2715 Relationship – Opposition parties	Very hostile	度数 %	32 20.1%	35 19.0%	67 19.5%
	2	度数 %	17 10.7%	28 15.2%	45 13.1%
	3	度数 %	22 13.8%	26 14.1%	48 14.0%
	4	度数 %	54 34.0%	64 34.8%	118 34.4%
	5	度数 %	18 11.3%	16 8.7%	34 9.9%
	6	度数 %	12 7.5%	4 2.2%	16 4.7%
	Very friendly	度数 %	4 2.5%	11 6.0%	15 4.4%
	合計	度数 %	159 100.0%	184 100.0%	343 100.0%

B2716 Relationship – Coalition parties

			A0101R Location(Country)		合計
			Harju Country	Other	
B2716 Relationship – Coalition parties	Very hostile	度数 %	29 18.2%	36 19.6%	65 19.0%
	2	度数 %	16 10.1%	21 11.4%	37 10.8%
	3	度数 %	24 15.1%	27 14.7%	51 14.9%
	4	度数 %	53 33.3%	69 37.5%	122 35.6%
	5	度数 %	19 11.9%	18 9.8%	37 10.8%
	6	度数 %	12 7.5%	4 2.2%	16 4.7%
	Very friendly	度数 %	6 3.8%	9 4.9%	15 4.4%
	合計	度数 %	159 100.0%	184 100.0%	343 100.0%

B2717 Relationship – The Parliament

			A0101R Location(Country)		合計
			Harju Country	Other	
B2717 Relationship – The Parliament	Very hostile	度数 %	25 15.7%	29 15.8%	54 15.7%
	2	度数 %	10 6.3%	17 9.2%	27 7.9%
	3	度数 %	21 13.2%	31 16.8%	52 15.2%
	4	度数 %	52 32.7%	71 38.6%	123 35.9%
	5	度数 %	26 16.4%	22 12.0%	48 14.0%
	6	度数 %	16 10.1%	5 2.7%	21 6.1%
	Very friendly	度数 %	9 5.7%	9 4.9%	18 5.2%
	合計	度数 %	159 100.0%	184 100.0%	343 100.0%

B2718 Relationship – The central government

			A0101R Location(Country)		合計
			Harju Country	Other	

B2718 Relationship - The central government	Very hostile	度数	26	24	50
		%	16.4%	13.0%	14.6%
	2	度数	11	19	30
		%	6.9%	10.3%	8.7%
	3	度数	20	32	52
		%	12.6%	17.4%	15.2%
	4	度数	51	72	123
		%	32.1%	39.1%	35.9%
	5	度数	22	21	43
		%	13.8%	11.4%	12.5%
	6	度数	18	7	25
		%	11.3%	3.8%	7.3%
	Very friendly	度数	11	9	20
		%	6.9%	4.9%	5.8%
合計		度数	159	184	343
		%	100.0%	100.0%	100.0%

B2719 Relationship - The Courts

			A0101R Location(Country)		合計
			Harju Country	Other	
B2719 Relationship - The Courts	Very hostile	度数	34	39	73
		%	21.4%	21.2%	21.3%
	2	度数	15	21	36
		%	9.4%	11.4%	10.5%
	3	度数	19	27	46
		%	11.9%	14.7%	13.4%
	4	度数	70	75	145
		%	44.0%	40.8%	42.3%
	5	度数	9	11	20
		%	5.7%	6.0%	5.8%
	6	度数	9	3	12
		%	5.7%	1.6%	3.5%
	Very friendly	度数	3	8	11
		%	1.9%	4.3%	3.2%
合計		度数	159	184	343
		%	100.0%	100.0%	100.0%

B2720 Relationship - Local Councils

			A0101R Location(Country)		合計
			Harju Country	Other	
B2720 Relationship - Local Councils	Very hostile	度数	20	13	33
		%	12.6%	7.1%	9.6%
	2	度数	14	13	27
		%	8.8%	7.1%	7.9%
	3	度数	26	20	46
		%	16.4%	10.9%	13.4%
	4	度数	68	50	118
		%	42.8%	27.2%	34.4%
	5	度数	14	31	45
		%	8.8%	16.8%	13.1%
	6	度数	13	31	44
		%	8.2%	16.8%	12.8%
	Very friendly	度数	4	26	30
		%	2.5%	14.1%	8.7%
合計		度数	159	184	343
		%	100.0%	100.0%	100.0%

B2721 Relationship - The local governments

			A0101R Location(Country)		合計
			Harju Country	Other	
B2721 Relationship - The local governments	Very hostile	度数	15	10	25
		%	9.4%	5.4%	7.3%
	2	度数	17	12	29

		%	10.7%	6.5%	8.5%
3	度数		20	16	36
		%	12.6%	8.7%	10.5%
4	度数		67	43	110
		%	42.1%	23.4%	32.1%
5	度数		15	37	52
		%	9.4%	20.1%	15.2%
6	度数		20	30	50
		%	12.6%	16.3%	14.6%
Very friendly	度数		5	36	41
		%	3.1%	19.6%	12.0%
合計	度数		159	184	343
		%	100.0%	100.0%	100.0%

B2722 Relationship - County governments

			A0101R Location(Country)		合計
			Harju Country	Other	
B2722 Relationship - County governments	Very hostile	度数	24	12	36
		%	15.1%	6.5%	10.5%
	2	度数	14	18	32
		%	8.8%	9.8%	9.3%
	3	度数	25	21	46
		%	15.7%	11.4%	13.4%
	4	度数	66	45	111
		%	41.5%	24.5%	32.4%
	5	度数	15	39	54
		%	9.4%	21.2%	15.7%
6	度数	12	26	38	
	%	7.5%	14.1%	11.1%	
Very friendly	度数	3	23	26	
	%	1.9%	12.5%	7.6%	
合計	度数		159	184	343
	%		100.0%	100.0%	100.0%

B2723 Relationship - Police

			A0101R Location(Country)		合計
			Harju Country	Other	
B2723 Relationship - Police	Very hostile	度数	31	29	60
		%	19.5%	15.8%	17.5%
	2	度数	22	27	49
		%	13.8%	14.7%	14.3%
	3	度数	16	26	42
		%	10.1%	14.1%	12.2%
	4	度数	63	62	125
		%	39.6%	33.7%	36.4%
	5	度数	13	13	26
		%	8.2%	7.1%	7.6%
6	度数	11	14	25	
	%	6.9%	7.6%	7.3%	
Very friendly	度数	3	13	16	
	%	1.9%	7.1%	4.7%	
合計	度数		159	184	343
	%		100.0%	100.0%	100.0%

B2724 Relationship - Organized crime

			A0101R Location(Country)		合計
			Harju Country	Other	
B2724 Relationship - Organized crime	Very hostile	度数	82	92	174
		%	51.6%	50.0%	50.7%
	2	度数	21	27	48
		%	13.2%	14.7%	14.0%
	3	度数	9	16	25
	%	5.7%	8.7%	7.3%	

4	度数	40	40	80
	%	25.2%	21.7%	23.3%
5	度数	4	3	7
	%	2.5%	1.6%	2.0%
6	度数	1	2	3
	%	.6%	1.1%	.9%
Very friendly	度数	2	4	6
	%	1.3%	2.2%	1.7%
合計	度数	159	184	343
	%	100.0%	100.0%	100.0%

B2725 Relationship – Mass media

		A0101R Location(Country)		合計	
		Harju Country	Other		
B2725 Relationship – Mass media	Very hostile	度数	11	10	21
		%	6.9%	5.4%	6.1%
	2	度数	10	9	19
		%	6.3%	4.9%	5.5%
	3	度数	13	26	39
		%	8.2%	14.1%	11.4%
	4	度数	36	46	82
		%	22.6%	25.0%	23.9%
5	度数	43	39	82	
	%	27.0%	21.2%	23.9%	
6	度数	40	29	69	
	%	25.2%	15.8%	20.1%	
Very friendly	度数	6	25	31	
	%	3.8%	13.6%	9.0%	
合計	度数	159	184	343	
	%	100.0%	100.0%	100.0%	

B2726 Relationship – Business companies

		A0101R Location(Country)		合計	
		Harju Country	Other		
B2726 Relationship – Business companies	Very hostile	度数	19	19	38
		%	11.9%	10.3%	11.1%
	2	度数	9	15	24
		%	5.7%	8.2%	7.0%
	3	度数	16	27	43
		%	10.1%	14.7%	12.5%
	4	度数	55	60	115
		%	34.6%	32.6%	33.5%
5	度数	30	34	64	
	%	18.9%	18.5%	18.7%	
6	度数	22	15	37	
	%	13.8%	8.2%	10.8%	
Very friendly	度数	8	14	22	
	%	5.0%	7.6%	6.4%	
合計	度数	159	184	343	
	%	100.0%	100.0%	100.0%	

B2727 Relationship – Foreign governments

		A0101R Location(Country)		合計	
		Harju Country	Other		
B2727 Relationship – Foreign governments	Very hostile	度数	36	51	87
		%	22.6%	27.7%	25.4%
	2	度数	22	25	47
		%	13.8%	13.6%	13.7%
	3	度数	21	30	51
	%	13.2%	16.3%	14.9%	
4	度数	64	53	117	
	%	40.3%	28.8%	34.1%	
5	度数	9	11	20	

		%	5.7%	6.0%	5.8%
6	度数		5	5	10
		%	3.1%	2.7%	2.9%
Very friendly	度数		2	9	11
		%	1.3%	4.9%	3.2%
合計	度数		159	184	343
		%	100.0%	100.0%	100.0%

B2728 Relationship - International organizations

		A0101R Location(Country)		合計	
		Har ju Country	Other		
B2728 Relationship - International organizations	Very hostile	度数	21	30	51
		%	13.2%	16.3%	14.9%
	2	度数	10	21	31
		%	6.3%	11.4%	9.0%
	3	度数	12	29	41
		%	7.5%	15.8%	12.0%
	4	度数	49	60	109
		%	30.8%	32.6%	31.8%
	5	度数	27	19	46
		%	17.0%	10.3%	13.4%
6	度数	23	12	35	
	%	14.5%	6.5%	10.2%	
Very friendly	度数	17	13	30	
	%	10.7%	7.1%	8.7%	
合計	度数	159	184	343	
	%	100.0%	100.0%	100.0%	

B2729 Relationship - EU institutions

		A0101R Location(Country)		合計	
		Har ju Country	Other		
B2729 Relationship - EU institutions	Very hostile	度数	30	38	68
		%	18.9%	20.7%	19.8%
	2	度数	17	20	37
		%	10.7%	10.9%	10.8%
	3	度数	10	29	39
		%	6.3%	15.8%	11.4%
	4	度数	50	62	112
		%	31.4%	33.7%	32.7%
	5	度数	23	18	41
		%	14.5%	9.8%	12.0%
6	度数	20	6	26	
	%	12.6%	3.3%	7.6%	
Very friendly	度数	9	11	20	
	%	5.7%	6.0%	5.8%	
合計	度数	159	184	343	
	%	100.0%	100.0%	100.0%	

B2730 Relationship - EU parliament

		A0101R Location(Country)		合計	
		Har ju Country	Other		
B2730 Relationship - EU parliament	Very hostile	度数	36	44	80
		%	22.6%	23.9%	23.3%
	2	度数	17	23	40
		%	10.7%	12.5%	11.7%
	3	度数	11	28	39
		%	6.9%	15.2%	11.4%
	4	度数	64	61	125
		%	40.3%	33.2%	36.4%
	5	度数	14	17	31
		%	8.8%	9.2%	9.0%
6	度数	13	2	15	
	%	8.2%	1.1%	4.4%	

Very friendly	度数	4	9	13
	%	2.5%	4.9%	3.8%
合計	度数	159	184	343
	%	100.0%	100.0%	100.0%

Q28. Which do you think have been the most effective access points in pursuing your organization's interests?

B2801 Political routes today - 1st

		A0101R Location(Country)		合計
		Harju Country	Other	
B2801 Political routes today - 1st	Political parties	38	62	100
		36.5%	53.4%	45.5%
The governments	度数	62	49	111
	%	59.6%	42.2%	50.5%
The courts	度数	4	5	9
	%	3.8%	4.3%	4.1%
合計	度数	104	116	220
	%	100.0%	100.0%	100.0%

B2802 Political routes today - 2nd

		A0101R Location(Country)		合計
		Harju Country	Other	
B2802 Political routes today - 2nd	Political parties	54	46	100
		51.9%	39.7%	45.5%
The governments	度数	36	61	97
	%	34.6%	52.6%	44.1%
The courts	度数	14	9	23
	%	13.5%	7.8%	10.5%
合計	度数	104	116	220
	%	100.0%	100.0%	100.0%

B2803 Political routes today - 3rd

		A0101R Location(Country)		合計
		Harju Country	Other	
B2803 Political routes today - 3rd	Political parties	11	7	18
		10.6%	6.0%	8.2%
The governments	度数	5	8	13
	%	4.8%	6.9%	5.9%
The courts	度数	88	101	189
	%	84.6%	87.1%	85.9%
合計	度数	104	116	220
	%	100.0%	100.0%	100.0%

B2804 Political routes 5 years ago - 1st

		A0101R Location(Country)		合計
		Harju Country	Other	
B2804 Political routes 5 years ago - 1st	Political parties	92	111	203
		57.9%	60.3%	59.2%
The governments	度数	62	69	131
	%	39.0%	37.5%	38.2%
The courts	度数	5	4	9
	%	3.1%	2.2%	2.6%
合計	度数	159	184	343
	%	100.0%	100.0%	100.0%

B2805 Political routes 5 years ago - 1nd

		A0101R Location(Country)		合計
		Harju Country	Other	
B2805 Political routes 5 years ago - 1nd	Political parties	99	112	211
		62.3%	60.9%	61.5%
The governments	度数	48	65	113

	%	30.2%	35.3%	32.9%
The courts	度数	12	7	19
	%	7.5%	3.8%	5.5%
合計	度数	159	184	343
	%	100.0%	100.0%	100.0%

B2806 Political routes 5 years ago - 3rd

		A0101R Location(Country)		合計	
		Har ju Country	Other		
B2806 Political routes 5 years ago - 3rd	Political parties	度数	66	65	131
		%	41.5%	35.3%	38.2%
	The governments	度数	12	18	30
	%	7.5%	9.8%	8.7%	
	The courts	度数	81	101	182
	%	50.9%	54.9%	53.1%	
合計	度数	159	184	343	
	%	100.0%	100.0%	100.0%	

Q29. How often was your organization mentioned in media in the last three years?

※Q29の "999"は欠損値の可能性が高いが確認はない。

		A0101R Location(Country)		合計	
		Har ju Country	Other		
C2900 Appearance in mass media (times)	0	度数	9	11	20
		%	6.2%	6.5%	6.4%
	1	度数	4	4	8
		%	2.8%	2.4%	2.5%
	2	度数	8	8	16
		%	5.5%	4.7%	5.1%
	3	度数	2	1	3
		%	1.4%	.6%	1.0%
	3	度数	11	14	25
		%	7.6%	8.3%	8.0%
	4	度数	0	2	2
		%	.0%	1.2%	.6%
	4	度数	4	5	9
		%	2.8%	3.0%	2.9%
	5	度数	1	2	3
		%	.7%	1.2%	1.0%
	5	度数	12	20	32
		%	8.3%	11.8%	10.2%
	6	度数	1	0	1
		%	.7%	.0%	.3%
	6	度数	2	12	14
		%	1.4%	7.1%	4.5%
	7	度数	3	5	8
		%	2.1%	3.0%	2.5%
	8	度数	2	0	2
		%	1.4%	.0%	.6%
	8	度数	1	3	4
		%	.7%	1.8%	1.3%
	9	度数	3	5	8
		%	2.1%	3.0%	2.5%
	10	度数	16	19	35
		%	11.0%	11.2%	11.1%
	11	度数	1	1	2
		%	.7%	.6%	.6%
	12	度数	1	3	4
		%	.7%	1.8%	1.3%
	13	度数	1	2	3
		%	.7%	1.2%	1.0%
	14	度数	0	1	1
		%	.0%	.6%	.3%
	15	度数	5	8	13
		%	3.4%	4.7%	4.1%

17	度数 %	1 .7%	2 1.2%	3 1.0%
18	度数 %	0 .0%	1 .6%	1 .3%
18	度数 %	2 1.4%	0 .0%	2 .6%
20	度数 %	11 7.6%	8 4.7%	19 6.1%
21	度数 %	1 .7%	0 .0%	1 .3%
24	度数 %	0 .0%	1 .6%	1 .3%
25	度数 %	0 .0%	2 1.2%	2 .6%
30	度数 %	5 3.4%	8 4.7%	13 4.1%
31	度数 %	1 .7%	0 .0%	1 .3%
35	度数 %	1 .7%	1 .6%	2 .6%
36	度数 %	0 .0%	1 .6%	1 .3%
38	度数 %	0 .0%	1 .6%	1 .3%
40	度数 %	2 1.4%	3 1.8%	5 1.6%
45	度数 %	0 .0%	1 .6%	1 .3%
50	度数 %	6 4.1%	4 2.4%	10 3.2%
55	度数 %	1 .7%	0 .0%	1 .3%
60	度数 %	1 .7%	2 1.2%	3 1.0%
75	度数 %	3 2.1%	0 .0%	3 1.0%
80	度数 %	1 .7%	1 .6%	2 .6%
90	度数 %	1 .7%	0 .0%	1 .3%
98	度数 %	1 .7%	0 .0%	1 .3%
100	度数 %	11 7.6%	5 3.0%	16 5.1%
120	度数 %	1 .7%	0 .0%	1 .3%
150	度数 %	2 1.4%	0 .0%	2 .6%
300	度数 %	0 .0%	1 .6%	1 .3%
500	度数 %	1 .7%	0 .0%	1 .3%
999	度数 %	4 2.8%	1 .6%	5 1.6%
1200	度数 %	1 .7%	0 .0%	1 .3%
合計	度数 %	145 100.0%	169 100.0%	314 100.0%

Q30. How often does the group do the following activities for the general public?

C3001 Frequency of activities - Discourses/study groups, small session

		A0101R Location(Country)		合計	
		Harju Country	Other		
C3001 Frequency of activities - Discourses/study groups, small session	Never	度数 %	16 10.1%	8 4.3%	24 7.0%

Small session		度数	22	26	48
Rarely	%	13.8%	14.1%	14.0%	
Sometimes	度数	55	53	108	
	%	34.6%	28.8%	31.5%	
Rather frequently	度数	42	61	103	
	%	26.4%	33.2%	30.0%	
Very frequently	度数	24	36	60	
	%	15.1%	19.6%	17.5%	
合計	度数	159	184	343	
	%	100.0%	100.0%	100.0%	

C3002 Frequency of activities – Public discussions/forums

		A0101R Location(Country)		合計	
		Harju Country	Other		
C3002 Frequency of activities – Public discussions/forums	Never	度数	30	37	67
		%	18.9%	20.1%	19.5%
	Rarely	度数	41	55	96
		%	25.8%	29.9%	28.0%
	Sometimes	度数	57	51	108
		%	35.8%	27.7%	31.5%
	Rather frequently	度数	23	30	53
		%	14.5%	16.3%	15.5%
	Very frequently	度数	8	11	19
		%	5.0%	6.0%	5.5%
合計	度数	159	184	343	
	%	100.0%	100.0%	100.0%	

C3003 Frequency of activities – Publication of newsletters

		A0101R Location(Country)		合計	
		Harju Country	Other		
C3003 Frequency of activities – Publication of newsletters	Never	度数	44	69	113
		%	27.7%	37.5%	32.9%
	Rarely	度数	44	55	99
		%	27.7%	29.9%	28.9%
	Sometimes	度数	35	37	72
		%	22.0%	20.1%	21.0%
	Rather frequently	度数	24	15	39
		%	15.1%	8.2%	11.4%
	Very frequently	度数	12	8	20
		%	7.5%	4.3%	5.8%
合計	度数	159	184	343	
	%	100.0%	100.0%	100.0%	

C3004 Frequency of activities – Providing information through the internet

		A0101R Location(Country)		合計	
		Harju Country	Other		
C3004 Frequency of activities – Providing information through the internet	Never	度数	11	29	40
		%	6.9%	15.8%	11.7%
	Rarely	度数	18	29	47
		%	11.3%	15.8%	13.7%
	Sometimes	度数	30	39	69
		%	18.9%	21.2%	20.1%
	Rather frequently	度数	51	33	84
		%	32.1%	17.9%	24.5%
	Very frequently	度数	49	54	103
		%	30.8%	29.3%	30.0%
合計	度数	159	184	343	
	%	100.0%	100.0%	100.0%	

Q31. Has your organization supported candidates of any of the following parties in recent elections?

C3101 Support for political parties in the election 2007 – Estonian Reform Party

A0101R Location(Country)

			A0101R Location(Country)		合計
			Harju Country	Other	
C3101 Support for political parties in the election 2007 - Estonian Reform Party	No	度数 %	151 94.4%	167 90.8%	318 92.4%
	Yes	度数 %	9 5.6%	17 9.2%	26 7.6%
合計		度数 %	160 100.0%	184 100.0%	344 100.0%

C3102 Support for political parties in the election 2007 - Estonian Centre Party

			A0101R Location(Country)		合計
			Harju Country	Other	
C3102 Support for political parties in the election 2007 - Estonian Centre Party	No	度数 %	155 96.9%	169 91.8%	324 94.2%
	Yes	度数 %	5 3.1%	15 8.2%	20 5.8%
合計		度数 %	160 100.0%	184 100.0%	344 100.0%

C3103 Support for political parties in the election 2007 - Union of Pro Patria and Res Publica

			A0101R Location(Country)		合計
			Harju Country	Other	
C3103 Support for political parties in the election 2007 - Union of Pro Patria and Res Publica	No	度数 %	149 93.1%	159 86.4%	308 89.5%
	Yes	度数 %	11 6.9%	25 13.6%	36 10.5%
合計		度数 %	160 100.0%	184 100.0%	344 100.0%

C3104 Support for political parties in the election 2007 - Social Democratic Party

			A0101R Location(Country)		合計
			Harju Country	Other	
C3104 Support for political parties in the election 2007 - Social Democratic Party	No	度数 %	144 90.0%	160 87.0%	304 88.4%
	Yes	度数 %	16 10.0%	24 13.0%	40 11.6%
合計		度数 %	160 100.0%	184 100.0%	344 100.0%

C3105 Support for political parties in the election 2007 - Estonian Greens

			A0101R Location(Country)		合計
			Harju Country	Other	
C3105 Support for political parties in the election 2007 - Estonian Greens	No	度数 %	152 95.0%	177 96.2%	329 95.6%
	Yes	度数 %	8 5.0%	7 3.8%	15 4.4%
合計		度数 %	160 100.0%	184 100.0%	344 100.0%

C3106 Support for political parties in the election 2007 - People's Union of Estonia

			A0101R Location(Country)		合計
			Harju Country	Other	
C3106 Support for political parties in the election 2007 - People's Union of Estonia	No	度数 %	156 97.5%	165 89.7%	321 93.3%
	Yes	度数 %	4 2.5%	19 10.3%	23 6.7%
合計		度数 %	160 100.0%	184 100.0%	344 100.0%

C3107 Support for political parties in the election 2007 - Party of Estonian Christian Democrats

			A0101R Location(Country)		合計
			Harju Country	Other	
C3107 Support for political parties in the election 2007 - Party of Estonian Christian Democrats	No	度数	159	180	339

parties in the election 2007 - Party of Estonian Christian Democrats	Yes	%	99.4%	97.8%	98.5%
		度数	1	4	5
		%	.6%	2.2%	1.5%
合計		度数	160	184	344
		%	100.0%	100.0%	100.0%

C3108 Support for political parties in the election 2007 - Republican Party

			A0101R Location(Country)		合計
			Harju Country	Other	
C3108 Support for political parties in the election 2007 - Republican Party	No	度数	160	183	343
		%	100.0%	99.5%	99.7%
	Yes	度数	0	1	1
		%	.0%	.5%	.3%
合計		度数	160	184	344
		%	100.0%	100.0%	100.0%

C3109 Support for political parties in the election 2007 - Estonian Independence Party

			A0101R Location(Country)		合計
			Harju Country	Other	
C3109 Support for political parties in the election 2007 - Estonian Independence Party	No	度数	160	181	341
		%	100.0%	98.4%	99.1%
	Yes	度数	0	3	3
		%	.0%	1.6%	.9%
合計		度数	160	184	344
		%	100.0%	100.0%	100.0%

C3110 Support for political parties in the election 2007 - Estonian United Left Party

			A0101R Location(Country)		合計
			Harju Country	Other	
C3110 Support for political parties in the election 2007 - Estonian United Left Party	No	度数	160	182	342
		%	100.0%	98.9%	99.4%
	Yes	度数	0	2	2
		%	.0%	1.1%	.6%
合計		度数	160	184	344
		%	100.0%	100.0%	100.0%

C3111 Support for political parties in the election 2007 - Russian Party in Estonia

			A0101R Location(Country)		合計
			Harju Country	Other	
C3111 Support for political parties in the election 2007 - Russian Party in Estonia	No	度数	160	183	343
		%	100.0%	99.5%	99.7%
	Yes	度数	0	1	1
		%	.0%	.5%	.3%
合計		度数	160	184	344
		%	100.0%	100.0%	100.0%

C3112 Support for political parties in the election 2003 - Estonian Reform Party

			A0101R Location(Country)		合計
			Harju Country	Other	
C3112 Support for political parties in the election 2003 - Estonian Reform Party	No	度数	154	175	329
		%	96.3%	95.1%	95.6%
	Yes	度数	6	9	15
		%	3.8%	4.9%	4.4%
合計		度数	160	184	344
		%	100.0%	100.0%	100.0%

C3113 Support for political parties in the election 2003 - Estonian Centre Party

			A0101R Location(Country)		合計
			Harju Country	Other	
C3113 Support for political parties in the election 2003 - Estonian Centre Party	No	度数	153	175	328
		%	95.6%	95.1%	95.3%
	Yes	度数	7	9	16
		%	4.4%	4.9%	4.7%

合計	度数	160	184	344
	%	100.0%	100.0%	100.0%

C3114 Support for political parties in the election 2003 – Union for the Republic – Res Publica

		A0101R Location(Country)		合計
		Harju Country	Other	
C3114 Support for political parties in the election 2003 – Union for the Republic – Res Publica	No	度数	152	178
		%	95.0%	96.7%
	Yes	度数	8	6
		%	5.0%	3.3%
合計	度数	160	184	344
	%	100.0%	100.0%	100.0%

C3115 Support for political parties in the election 2003 – Pro Patria Union

		A0101R Location(Country)		合計
		Harju Country	Other	
C3115 Support for political parties in the election 2003 – Pro Patria Union	No	度数	154	174
		%	96.3%	94.6%
	Yes	度数	6	10
		%	3.8%	5.4%
合計	度数	160	184	344
	%	100.0%	100.0%	100.0%

C3116 Support for political parties in the election 2003 – People's Party Moderates

		A0101R Location(Country)		合計
		Harju Country	Other	
C3116 Support for political parties in the election 2003 – People's Party Moderates	No	度数	150	174
		%	93.8%	94.6%
	Yes	度数	10	10
		%	6.3%	5.4%
合計	度数	160	184	344
	%	100.0%	100.0%	100.0%

C3117 Support for political parties in the election 2003 – Estonian Greens

		A0101R Location(Country)		合計
		Harju Country	Other	
C3117 Support for political parties in the election 2003 – Estonian Greens	No	度数	156	177
		%	97.5%	96.2%
	Yes	度数	4	7
		%	2.5%	3.8%
合計	度数	160	184	344
	%	100.0%	100.0%	100.0%

C3118 Support for political parties in the election 2003 – People's Union of Estonia

		A0101R Location(Country)		合計
		Harju Country	Other	
C3118 Support for political parties in the election 2003 – People's Union of Estonia	No	度数	157	162
		%	98.1%	88.0%
	Yes	度数	3	22
		%	1.9%	12.0%
合計	度数	160	184	344
	%	100.0%	100.0%	100.0%

C3119 Support for political parties in the election 2003 – Party of Estonian Christian Democrats

		A0101R Location(Country)		合計
		Harju Country	Other	
C3119 Support for political parties in the election 2003 – Party of Estonian Christian Democrats	No	度数	160	181
		%	100.0%	98.4%
	Yes	度数	0	3
		%	.0%	1.6%
合計	度数	160	184	344
	%	100.0%	100.0%	100.0%

C3120 Support for political parties in the election 2003 – United People's party

			A0101R Location(Country)		合計
			Harju Country	Other	
C3120 Support for political parties in the election 2003 – United People's party	No	度数 %	160 100.0%	183 99.5%	343 99.7%
	Yes	度数 %	0 .0%	1 .5%	1 .3%
合計		度数 %	160 100.0%	184 100.0%	344 100.0%

C3121 Support for political parties in the election 2003 – Estonian Independence Party

			A0101R Location(Country)		合計
			Harju Country	Other	
C3121 Support for political parties in the election 2003 – Estonian Independence Party	No	度数 %	160 100.0%	181 98.4%	341 99.1%
	Yes	度数 %	0 .0%	3 1.6%	3 .9%
合計		度数 %	160 100.0%	184 100.0%	344 100.0%

C3122 Support for political parties in the election 2003 – Estonian Social Democratic Labour Party

			A0101R Location(Country)		合計
			Harju Country	Other	
C3122 Support for political parties in the election 2003 – Estonian Social Democratic Labour Party	No	度数 %	159 99.4%	177 96.2%	336 97.7%
	Yes	度数 %	1 .6%	7 3.8%	8 2.3%
合計		度数 %	160 100.0%	184 100.0%	344 100.0%

C3123 Support for political parties in the election 2003 – Russian Party in Estonia

			A0101R Location(Country)		合計
			Harju Country	Other	
C3123 Support for political parties in the election 2003 – Russian Party in Estonia	No	度数 %	160 100.0%	183 99.5%	343 99.7%
	Yes	度数 %	0 .0%	1 .5%	1 .3%
合計		度数 %	160 100.0%	184 100.0%	344 100.0%

Q32. Would you try to contact any of the following political parties before the next election?

C3201 Support for political parties in the next election – Estonian Reform Party

			A0101R Location(Country)		合計
			Harju Country	Other	
C3201 Support for political parties in the next election – Estonian Reform Party	No	度数 %	130 81.3%	149 81.0%	279 81.1%
	Yes	度数 %	30 18.8%	35 19.0%	65 18.9%
合計		度数 %	160 100.0%	184 100.0%	344 100.0%

C3202 Support for political parties in the next election – Estonian Centre Party

			A0101R Location(Country)		合計
			Harju Country	Other	
C3202 Support for political parties in the next election – Estonian Centre Party	No	度数 %	136 85.0%	153 83.2%	289 84.0%
	Yes	度数 %	24 15.0%	31 16.8%	55 16.0%
合計		度数 %	160 100.0%	184 100.0%	344 100.0%

C3203 Support for political parties in the next election – Union of Pro Patria and Res Publica

			A0101R Location(Country)		合計
			Harju Country	Other	
C3203 Support for political parties in the next election – Union of Pro Patria and Res Publica	No	度数 %	125 78.1%	138 75.0%	263 76.5%
	Yes	度数 %	35 21.9%	46 25.0%	81 23.5%
合計		度数 %	160 100.0%	184 100.0%	344 100.0%

C3204 Support for political parties in the next election – Social Democratic Party

			A0101R Location(Country)		合計
			Harju Country	Other	
C3204 Support for political parties in the next election – Social Democratic Party	No	度数 %	115 71.9%	136 73.9%	251 73.0%
	Yes	度数 %	45 28.1%	48 26.1%	93 27.0%
合計		度数 %	160 100.0%	184 100.0%	344 100.0%

C3205 Support for political parties in the next election – Estonian Greens

			A0101R Location(Country)		合計
			Harju Country	Other	
C3205 Support for political parties in the next election – Estonian Greens	No	度数 %	130 81.3%	153 83.2%	283 82.3%
	Yes	度数 %	30 18.8%	31 16.8%	61 17.7%
合計		度数 %	160 100.0%	184 100.0%	344 100.0%

C3206 Support for political parties in the next election – People's Union of Estonia

			A0101R Location(Country)		合計
			Harju Country	Other	
C3206 Support for political parties in the next election – People's Union of Estonia	No	度数 %	146 91.3%	152 82.6%	298 86.6%
	Yes	度数 %	14 8.8%	32 17.4%	46 13.4%
合計		度数 %	160 100.0%	184 100.0%	344 100.0%

C3207 Support for political parties in the next election – Party of Estonian Christian Democrats

			A0101R Location(Country)		合計
			Harju Country	Other	
C3207 Support for political parties in the next election – Party of Estonian Christian Democrats	No	度数 %	156 97.5%	176 95.7%	332 96.5%
	Yes	度数 %	4 2.5%	8 4.3%	12 3.5%
合計		度数 %	160 100.0%	184 100.0%	344 100.0%

C3208 Support for political parties in the next election – Republican Party

			A0101R Location(Country)		合計
			Harju Country	Other	
C3208 Support for political parties in the next election – Republican Party	No	度数 %	157 98.1%	180 97.8%	337 98.0%
	Yes	度数 %	3 1.9%	4 2.2%	7 2.0%
合計		度数 %	160 100.0%	184 100.0%	344 100.0%

C3209 Support for political parties in the next election – Estonian Independence Party

			A0101R Location(Country)		

			A0101R Location(Country)		合計
			Harju Country	Other	
C3209 Support for political parties in the next election - Estonian Independence Party	No	度数 %	156 97.5%	176 95.7%	332 96.5%
	Yes	度数 %	4 2.5%	8 4.3%	12 3.5%
合計		度数 %	160 100.0%	184 100.0%	344 100.0%

C3210 Support for political parties in the next election - Estonian United Left Party

			A0101R Location(Country)		合計
			Harju Country	Other	
C3210 Support for political parties in the next election - Estonian United Left Party	No	度数 %	157 98.1%	182 98.9%	339 98.5%
	Yes	度数 %	3 1.9%	2 1.1%	5 1.5%
合計		度数 %	160 100.0%	184 100.0%	344 100.0%

C3211 Support for political parties in the next election - Russian Party in Estonia

			A0101R Location(Country)		合計
			Harju Country	Other	
C3211 Support for political parties in the next election - Russian Party in Estonia	No	度数 %	157 98.1%	180 97.8%	337 98.0%
	Yes	度数 %	3 1.9%	4 2.2%	7 2.0%
合計		度数 %	160 100.0%	184 100.0%	344 100.0%

C3200C Support for political parties in the next election - Other (s)

			A0101R Location(Country)		合計
			Harju Country	Other	
C3200C Other (s)	No	度数 %	128 80.0%	152 82.6%	280 81.4%
	Yes	度数 %	32 20.0%	32 17.4%	64 18.6%
合計		度数 %	160 100.0%	184 100.0%	344 100.0%

Q33. During national and local elections, how often does your organization do the following actions?

C3301 Lobbying during national elections today - Encourage members to vote for a particular candidate and/or political party

			A0101R Location(Country)		合計
			Harju Country	Other	
C3301 Lobbying during national elections today - Encourage members to vote for a particular candidate and/or political party	Never	度数 %	126 86.3%	120 69.8%	246 77.4%
	Rarely	度数 %	11 7.5%	20 11.6%	31 9.7%
	Sometimes	度数 %	5 3.4%	17 9.9%	22 6.9%
	Rather frequently	度数 %	0 .0%	8 4.7%	8 2.5%
	Very frequently	度数 %	4 2.7%	7 4.1%	11 3.5%
	合計		度数 %	146 100.0%	172 100.0%

C3302 Lobbying during national elections today - Encourage members to appeal to the general public to vote for a particular candidate and/or political party

			A0101R Location(Country)		合計
			Harju Country	Other	
C3302 Lobbying during national	Never	度数	135	141	276

elections today – Encourage members to appeal to the general public to vote for a particular candidate and/or political party		%	93.8%	82.9%	87.9%
	Rarely	度数	3	14	17
		%	2.1%	8.2%	5.4%
	Sometimes	度数	3	10	13
		%	2.1%	5.9%	4.1%
	Rather frequently	度数	0	4	4
		%	.0%	2.4%	1.3%
Very frequently	度数	3	1	4	
	%	2.1%	.6%	1.3%	
合計	度数	144	170	314	
	%	100.0%	100.0%	100.0%	

C3303 Lobbying during national elections today – Make financial contributions to a particular candidate and/or political party

		A0101R Location(Country)		合計	
		Harju Country	Other		
C3303 Lobbying during national elections today – Make financial contributions to a particular candidate and/or political party	Never	度数	142	167	309
		%	97.9%	97.1%	97.5%
	Rarely	度数	1	2	3
		%	.7%	1.2%	.9%
	Sometimes	度数	1	3	4
		%	.7%	1.7%	1.3%
	Rather frequently	度数	0	0	0
	%	.0%	.0%	.0%	
Very frequently	度数	1	0	1	
	%	.7%	.0%	.3%	
合計	度数	145	172	317	
	%	100.0%	100.0%	100.0%	

C3304 Lobbying during national elections today – Provide some staff to a particular candidate and/or political party

		A0101R Location(Country)		合計	
		Harju Country	Other		
C3304 Lobbying during national elections today – Provide some staff to a particular candidate and/or political party	Never	度数	143	167	310
		%	98.6%	97.1%	97.8%
	Rarely	度数	1	2	3
		%	.7%	1.2%	.9%
	Sometimes	度数	1	3	4
		%	.7%	1.7%	1.3%
	Rather frequently	度数	0	0	0
	%	.0%	.0%	.0%	
Very frequently	度数	0	0	0	
	%	.0%	.0%	.0%	
合計	度数	145	172	317	
	%	100.0%	100.0%	100.0%	

C3305 Lobbying during national elections today – Encourage members to become a political party candidate

		A0101R Location(Country)		合計	
		Harju Country	Other		
C3305 Lobbying during national elections today – Encourage members to become a political party candidate	Never	度数	132	131	263
		%	91.0%	76.6%	83.2%
	Rarely	度数	2	18	20
		%	1.4%	10.5%	6.3%
	Sometimes	度数	7	11	18
		%	4.8%	6.4%	5.7%
	Rather frequently	度数	1	9	10
	%	.7%	5.3%	3.2%	
Very frequently	度数	3	2	5	
	%	2.1%	1.2%	1.6%	
合計	度数	145	171	316	
	%	100.0%	100.0%	100.0%	

C3306 Lobbying during national elections today -

			A0101R Location (Country)		合計
			Harju Country	Other	
C3306 Lobbying during national elections today -	Never	度数 %	133 93.0%	142 82.6%	275 87.3%
	Rarely	度数 %	4 2.8%	12 7.0%	16 5.1%
	Sometimes	度数 %	3 2.1%	10 5.8%	13 4.1%
	Rather frequently	度数 %	2 1.4%	6 3.5%	8 2.5%
	Very frequently	度数 %	1 .7%	2 1.2%	3 1.0%
合計	度数 %	143 100.0%	172 100.0%	315 100.0%	

C3307 Lobbying during national elections 5 years ago - Encourage members to vote for a particular candidate and/or political party

			A0101R Location (Country)		合計
			Harju Country	Other	
C3307 Lobbying during national elections 5 years ago - Encourage members to vote for a particular candidate and/or political party	Never	度数 %	119 83.2%	117 70.1%	236 76.1%
	Rarely	度数 %	14 9.8%	19 11.4%	33 10.6%
	Sometimes	度数 %	8 5.6%	18 10.8%	26 8.4%
	Rather frequently	度数 %	0 .0%	9 5.4%	9 2.9%
	Very frequently	度数 %	2 1.4%	4 2.4%	6 1.9%
合計	度数 %	143 100.0%	167 100.0%	310 100.0%	

C3308 Lobbying during national elections 5 years ago - Encourage members to appeal to the general public to vote for a particular candidate and/or political party

			A0101R Location (Country)		合計
			Harju Country	Other	
C3308 Lobbying during national elections 5 years ago - Encourage members to appeal to the general public to vote for a particular candidate and/or political party	Never	度数 %	127 90.1%	142 85.5%	269 87.6%
	Rarely	度数 %	6 4.3%	10 6.0%	16 5.2%
	Sometimes	度数 %	6 4.3%	13 7.8%	19 6.2%
	Rather frequently	度数 %	0 .0%	1 .6%	1 .3%
	Very frequently	度数 %	2 1.4%	0 .0%	2 .7%
合計	度数 %	141 100.0%	166 100.0%	307 100.0%	

C3309 Lobbying during national elections 5 years ago - Make financial contributions to a particular candidate and/or political party

			A0101R Location (Country)		合計
			Harju Country	Other	
C3309 Lobbying during national elections 5 years ago - Make financial contributions to a particular candidate and/or political party	Never	度数 %	138 97.2%	164 98.2%	302 97.7%
	Rarely	度数 %	2 1.4%	1 .6%	3 1.0%
	Sometimes	度数 %	1 .7%	2 1.2%	3 1.0%
	Rather frequently	度数 %	0 .0%	0 .0%	0 .0%
	Very frequently	度数	1	0	1

	%	.7%	.0%	.3%
合計	度数	142	167	309
	%	100.0%	100.0%	100.0%

C3310 Lobbying during national elections 5 years ago - Provide some staff to a particular candidate and/or political party

		A0101R Location(Country)		合計	
		Harju Country	Other		
C3310 Lobbying during national elections 5 years ago - Provide some staff to a particular candidate and/or political party	Never	度数	137	162	299
		%	97.2%	95.9%	96.5%
	Rarely	度数	3	2	5
		%	2.1%	1.2%	1.6%
	Sometimes	度数	1	3	4
		%	.7%	1.8%	1.3%
	Rather frequently	度数	0	2	2
		%	.0%	1.2%	.6%
	Very frequently	度数	0	0	0
		%	.0%	.0%	.0%
合計	度数	141	169	310	
	%	100.0%	100.0%	100.0%	

C3311 Lobbying during national elections 5 years ago - Encourage members to become a political party candidate

		A0101R Location(Country)		合計	
		Harju Country	Other		
C3311 Lobbying during national elections 5 years ago - Encourage members to become a political party candidate	Never	度数	130	137	267
		%	92.2%	81.1%	86.1%
	Rarely	度数	2	9	11
		%	1.4%	5.3%	3.5%
	Sometimes	度数	7	16	23
		%	5.0%	9.5%	7.4%
	Rather frequently	度数	0	6	6
		%	.0%	3.6%	1.9%
	Very frequently	度数	2	1	3
		%	1.4%	.6%	1.0%
合計	度数	141	169	310	
	%	100.0%	100.0%	100.0%	

C3312 Lobbying during national elections 5 years ago -

		A0101R Location(Country)		合計	
		Harju Country	Other		
C3312 Lobbying during national elections 5 years ago -	Never	度数	129	142	271
		%	92.1%	85.0%	88.3%
	Rarely	度数	4	10	14
		%	2.9%	6.0%	4.6%
	Sometimes	度数	4	10	14
		%	2.9%	6.0%	4.6%
	Rather frequently	度数	2	4	6
		%	1.4%	2.4%	2.0%
	Very frequently	度数	1	1	2
		%	.7%	.6%	.7%
合計	度数	140	167	307	
	%	100.0%	100.0%	100.0%	

C3313 Lobbying during local elections today - Encourage members to vote for a particular candidate and/or political party

		A0101R Location(Country)		合計	
		Harju Country	Other		
C3313 Lobbying during local elections today - Encourage members to vote for a particular candidate and/or political party	Never	度数	128	109	237
		%	87.7%	63.7%	74.8%
	Rarely	度数	6	25	31
	%	4.1%	14.6%	9.8%	
	Sometimes	度数	7	19	26

		%	4.8%	11.1%	8.2%
	Rather frequently	度数	3	8	11
		%	2.1%	4.7%	3.5%
	Very frequently	度数	2	10	12
		%	1.4%	5.8%	3.8%
合計		度数	146	171	317
		%	100.0%	100.0%	100.0%

C3314 Lobbying during local elections today – Encourage members to appeal to the general public to vote for a particular candidate and/or political party

		A0101R Location(Country)		合計	
		Harju Country	Other		
C3314 Lobbying during local elections today – Encourage members to appeal to the general public to vote for a particular candidate and/or political party	Never	度数	130	139	269
		%	91.5%	81.8%	86.2%
	Rarely	度数	3	13	16
		%	2.1%	7.6%	5.1%
	Sometimes	度数	5	11	16
		%	3.5%	6.5%	5.1%
	Rather frequently	度数	4	4	8
		%	2.8%	2.4%	2.6%
	Very frequently	度数	0	3	3
		%	.0%	1.8%	1.0%
合計		度数	142	170	312
		%	100.0%	100.0%	100.0%

C3315 Lobbying during local elections today – Make financial contributions to a particular candidate and/or political party

		A0101R Location(Country)		合計	
		Harju Country	Other		
C3315 Lobbying during local elections today – Make financial contributions to a particular candidate and/or political party	Never	度数	142	166	308
		%	98.6%	97.1%	97.8%
	Rarely	度数	0	1	1
		%	.0%	.6%	.3%
	Sometimes	度数	2	3	5
		%	1.4%	1.8%	1.6%
	Rather frequently	度数	0	1	1
		%	.0%	.6%	.3%
	Very frequently	度数	0	0	0
		%	.0%	.0%	.0%
合計		度数	144	171	315
		%	100.0%	100.0%	100.0%

C3316 Lobbying during local elections today – Provide some staff to a particular candidate and/or political party

		A0101R Location(Country)		合計	
		Harju Country	Other		
C3316 Lobbying during local elections today – Provide some staff to a particular candidate and/or political party	Never	度数	139	164	303
		%	98.6%	95.9%	97.1%
	Rarely	度数	0	3	3
		%	.0%	1.8%	1.0%
	Sometimes	度数	1	3	4
		%	.7%	1.8%	1.3%
	Rather frequently	度数	0	1	1
		%	.0%	.6%	.3%
	Very frequently	度数	1	0	1
		%	.7%	.0%	.3%
合計		度数	141	171	312
		%	100.0%	100.0%	100.0%

C3317 Lobbying during local elections today – Encourage members to become a political party candidate

		A0101R Location(Country)		合計	
		Harju Country	Other		
C3317 Lobbying during local	Never	度数	132	135	267

elections today – encourage members to become a political party candidate		%	92.3%	79.4%	85.3%
	Rarely	度数	1	11	12
		%	.7%	6.5%	3.8%
	Sometimes	度数	6	12	18
		%	4.2%	7.1%	5.8%
	Rather frequently	度数	2	7	9
	%	1.4%	4.1%	2.9%	
	Very frequently	度数	2	5	7
	%	1.4%	2.9%	2.2%	
合計	度数		143	170	313
	%		100.0%	100.0%	100.0%

C3318 Lobbying during local elections today – Participate in the selection of candidates

			A0101R Location(Country)		合計
			Harju Country	Other	
C3318 Lobbying during local elections today – Participate in the selection of candidates	Never	度数	135	132	267
		%	93.8%	78.1%	85.3%
	Rarely	度数	4	11	15
		%	2.8%	6.5%	4.8%
	Sometimes	度数	3	15	18
		%	2.1%	8.9%	5.8%
	Rather frequently	度数	0	6	6
	%	.0%	3.6%	1.9%	
	Very frequently	度数	2	5	7
	%	1.4%	3.0%	2.2%	
合計	度数		144	169	313
	%		100.0%	100.0%	100.0%

C3319 Lobbying during local elections 5 years ago – Encourage members to vote for a particular candidate and/or political party

			A0101R Location(Country)		合計
			Harju Country	Other	
C3319 Lobbying during local elections 5 years ago – Encourage members to vote for a particular candidate and/or political party	Never	度数	128	114	242
		%	89.5%	67.5%	77.6%
	Rarely	度数	8	30	38
		%	5.6%	17.8%	12.2%
	Sometimes	度数	5	15	20
		%	3.5%	8.9%	6.4%
	Rather frequently	度数	2	7	9
	%	1.4%	4.1%	2.9%	
	Very frequently	度数	0	3	3
	%	.0%	1.8%	1.0%	
合計	度数		143	169	312
	%		100.0%	100.0%	100.0%

C3320 Lobbying during local elections 5 years ago – Encourage members to appeal to the general public to vote for a particular candidate and/or political party

			A0101R Location(Country)		合計
			Harju Country	Other	
C3320 Lobbying during local elections 5 years ago – Encourage members to appeal to the general public to vote for a particular candidate and/or political party	Never	度数	130	142	272
		%	92.9%	85.0%	88.6%
	Rarely	度数	5	12	17
		%	3.6%	7.2%	5.5%
	Sometimes	度数	3	11	14
		%	2.1%	6.6%	4.6%
	Rather frequently	度数	2	1	3
	%	1.4%	.6%	1.0%	
	Very frequently	度数	0	1	1
	%	.0%	.6%	.3%	
合計	度数		140	167	307
	%		100.0%	100.0%	100.0%

C3321 Lobbying during local elections 5 years ago – Make financial contributions to a particular candidate and/or political party

			A0101R Location(Country)		合計
			Harju Country	Other	
C3321 Lobbying during local elections 5 years ago - Make financial contributions to a particular candidate and/or political party	Never	度数 %	140 99.3%	163 97.6%	303 98.4%
	Rarely	度数 %	0 .0%	1 .6%	1 .3%
	Sometimes	度数 %	1 .7%	3 1.8%	4 1.3%
	Rather frequently	度数 %	0 .0%	0 .0%	0 .0%
	Very frequently	度数 %	0 .0%	0 .0%	0 .0%
	合計	度数 %	141 100.0%	167 100.0%	308 100.0%

C3322 Lobbying during local elections 5 years ago - Provide some staff to a particular candidate and/or political party

			A0101R Location(Country)		合計
			Harju Country	Other	
C3322 Lobbying during local elections 5 years ago - Provide some staff to a particular candidate and/or political party	Never	度数 %	136 97.8%	158 95.2%	294 96.4%
	Rarely	度数 %	1 .7%	2 1.2%	3 1.0%
	Sometimes	度数 %	1 .7%	5 3.0%	6 2.0%
	Rather frequently	度数 %	1 .7%	1 .6%	2 .7%
	Very frequently	度数 %	0 .0%	0 .0%	0 .0%
	合計	度数 %	139 100.0%	166 100.0%	305 100.0%

C3323 Lobbying during local elections 5 years ago - Encourage members to become a political party candidate

			A0101R Location(Country)		合計
			Harju Country	Other	
C3323 Lobbying during local elections 5 years ago - Encourage members to become a political party candidate	Never	度数 %	129 92.8%	134 80.2%	263 85.9%
	Rarely	度数 %	3 2.2%	12 7.2%	15 4.9%
	Sometimes	度数 %	5 3.6%	11 6.6%	16 5.2%
	Rather frequently	度数 %	0 .0%	8 4.8%	8 2.6%
	Very frequently	度数 %	2 1.4%	2 1.2%	4 1.3%
	合計	度数 %	139 100.0%	167 100.0%	306 100.0%

C3324 Lobbying during local elections 5 years ago - Participate in the selection of candidates

			A0101R Location(Country)		合計
			Harju Country	Other	
C3324 Lobbying during local elections 5 years ago - Participate in the selection of candidates	Never	度数 %	130 94.9%	137 83.0%	267 88.4%
	Rarely	度数 %	4 2.9%	8 4.8%	12 4.0%
	Sometimes	度数 %	3 2.2%	12 7.3%	15 5.0%
	Rather frequently	度数 %	0 .0%	6 3.6%	6 2.0%
	Very frequently	度数 %	0 .0%	2 1.2%	2 .7%
	合計	度数	137	165	302

%	100.0%	100.0%	100.0%
---	--------	--------	--------

Q34. Does your organization engage in any actions, during the period when national or local government is drawing up its budget?

C3401 Lobbying during the budget making in the national government today

			A0101R Location (Country)		合計
			Harju Country	Other	
C3401 Lobbying during the budget making in the national government today	No	度数 %	112 76.2%	150 88.8%	262 82.9%
	Yes	度数 %	35 23.8%	19 11.2%	54 17.1%
合計		度数 %	147 100.0%	169 100.0%	316 100.0%

C3402 Lobbying during the budget making in the local government today

			A0101R Location (Country)		合計
			Harju Country	Other	
C3402 Lobbying during the budget making in the local government today	No	度数 %	124 84.9%	117 67.2%	241 75.3%
	Yes	度数 %	22 15.1%	57 32.8%	79 24.7%
合計		度数 %	146 100.0%	174 100.0%	320 100.0%

C3403 Lobbying during the budget making in the national government 5 years ago

			A0101R Location (Country)		合計
			Harju Country	Other	
C3403 Lobbying during the budget making in the national government 5 years ago	No	度数 %	119 81.5%	148 89.2%	267 85.6%
	Yes	度数 %	27 18.5%	18 10.8%	45 14.4%
合計		度数 %	146 100.0%	166 100.0%	312 100.0%

C3404 Lobbying during the budget making in the local government 5 years ago

			A0101R Location (Country)		合計
			Harju Country	Other	
C3404 Lobbying during the budget making in the local government 5 years ago	No	度数 %	129 90.2%	126 72.8%	255 80.7%
	Yes	度数 %	14 9.8%	47 27.2%	61 19.3%
合計		度数 %	143 100.0%	173 100.0%	316 100.0%

Q35. How often does your organization do the following actions when it makes requests or appeals to the government to achieve your political demands?

C3501 Lobbying - Collection of signatures

			A0101R Location (Country)		合計
			Harju Country	Other	
C3501 Lobbying - Collection of signatures	Never	度数 %	97 61.0%	110 59.8%	207 60.3%
	Rarely	度数 %	31 19.5%	40 21.7%	71 20.7%
	Sometimes	度数 %	24 15.1%	26 14.1%	50 14.6%
	Rather frequently	度数 %	5 3.1%	6 3.3%	11 3.2%
	Very frequently	度数 %	2 1.3%	2 1.1%	4 1.2%
合計		度数 %	159 100.0%	184 100.0%	343 100.0%

C3502 Lobbying - Demonstrations, strike

			A0101R Location(Country)		合計
			Harju Country	Other	
C3502 Lobbying - Demonstrations, strike	Never	度数 %	131 82.4%	155 84.2%	286 83.4%
	Rarely	度数 %	14 8.8%	20 10.9%	34 9.9%
	Sometimes	度数 %	10 6.3%	7 3.8%	17 5.0%
	Rather frequently	度数 %	2 1.3%	2 1.1%	4 1.2%
	Very frequently	度数 %	2 1.3%	0 .0%	2 .6%
	合計	度数 %	159 100.0%	184 100.0%	343 100.0%

C3503 Lobbying - Public comment

			A0101R Location(Country)		合計
			Harju Country	Other	
C3503 Lobbying - Public comment	Never	度数 %	40 25.2%	59 32.1%	99 28.9%
	Rarely	度数 %	29 18.2%	44 23.9%	73 21.3%
	Sometimes	度数 %	54 34.0%	57 31.0%	111 32.4%
	Rather frequently	度数 %	21 13.2%	15 8.2%	36 10.5%
	Very frequently	度数 %	15 9.4%	9 4.9%	24 7.0%
	合計	度数 %	159 100.0%	184 100.0%	343 100.0%

C3504 Lobbying - Attend meetings

			A0101R Location(Country)		合計
			Harju Country	Other	
C3504 Lobbying - Attend meetings	Never	度数 %	34 21.4%	35 19.0%	69 20.1%
	Rarely	度数 %	27 17.0%	42 22.8%	69 20.1%
	Sometimes	度数 %	52 32.7%	63 34.2%	115 33.5%
	Rather frequently	度数 %	25 15.7%	34 18.5%	59 17.2%
	Very frequently	度数 %	21 13.2%	10 5.4%	31 9.0%
	合計	度数 %	159 100.0%	184 100.0%	343 100.0%

C3505 Lobbying - Ask members to call or send letters/emails to the government

			A0101R Location(Country)		合計
			Harju Country	Other	
C3505 Lobbying - Ask members to call or send letters/emails to the government	Never	度数 %	95 59.7%	114 62.0%	209 60.9%
	Rarely	度数 %	24 15.1%	32 17.4%	56 16.3%
	Sometimes	度数 %	27 17.0%	26 14.1%	53 15.5%
	Rather frequently	度数 %	8 5.0%	8 4.3%	16 4.7%
	Very frequently	度数 %	5 3.1%	4 2.2%	9 2.6%
	合計	度数 %	159 100.0%	184 100.0%	343 100.0%

合計	度数	159	184	343
	%	100.0%	100.0%	100.0%

C3506 Lobbying – Building of action alliances with other groups

		A0101R Location(Country)		合計	
		Harju Country	Other		
C3506 Lobbying – Building of action alliances with other groups	Never	度数	54	90	144
		%	34.0%	48.9%	42.0%
	Rarely	度数	34	41	75
		%	21.4%	22.3%	21.9%
	Sometimes	度数	45	35	80
		%	28.3%	19.0%	23.3%
	Rather frequently	度数	18	13	31
		%	11.3%	7.1%	9.0%
	Very frequently	度数	8	5	13
		%	5.0%	2.7%	3.8%
合計	度数	159	184	343	
	%	100.0%	100.0%	100.0%	

C3507 Lobbying – Organize press conference

		A0101R Location(Country)		合計	
		Harju Country	Other		
C3507 Lobbying – Organize press conference	Never	度数	95	134	229
		%	59.7%	72.8%	66.8%
	Rarely	度数	33	37	70
		%	20.8%	20.1%	20.4%
	Sometimes	度数	21	9	30
		%	13.2%	4.9%	8.7%
	Rather frequently	度数	7	3	10
		%	4.4%	1.6%	2.9%
	Very frequently	度数	3	1	4
		%	1.9%	.5%	1.2%
合計	度数	159	184	343	
	%	100.0%	100.0%	100.0%	

C3508 Lobbying – Take part in drafting of legislative proposal

		A0101R Location(Country)		合計	
		Harju Country	Other		
C3508 Lobbying – Take part in drafting of legislative proposal	Never	度数	65	100	165
		%	40.9%	54.3%	48.1%
	Rarely	度数	20	43	63
		%	12.6%	23.4%	18.4%
	Sometimes	度数	40	27	67
		%	25.2%	14.7%	19.5%
	Rather frequently	度数	20	8	28
		%	12.6%	4.3%	8.2%
	Very frequently	度数	14	6	20
		%	8.8%	3.3%	5.8%
合計	度数	159	184	343	
	%	100.0%	100.0%	100.0%	

C3509 Lobbying – Provide mass media with information

		A0101R Location(Country)		合計	
		Harju Country	Other		
C3509 Lobbying – Provide mass media with information	Never	度数	28	49	77
		%	17.6%	26.6%	22.4%
	Rarely	度数	36	44	80
		%	22.6%	23.9%	23.3%
	Sometimes	度数	50	52	102
	%	31.4%	28.3%	29.7%	
	Rather frequently	度数	32	27	59
		%	20.1%	14.7%	17.2%

	Very frequently	度数	13	12	25
		%	8.2%	6.5%	7.3%
合計		度数	159	184	343
		%	100.0%	100.0%	100.0%

C3510 Lobbying – Express opinion in mass media

		A0101R Location (Country)		合計	
		Harju Country	Other		
C3510 Lobbying – Express opinion in mass media	Never	度数	34	50	84
		%	21.4%	27.2%	24.5%
	Rarely	度数	37	54	91
		%	23.3%	29.3%	26.5%
	Sometimes	度数	49	48	97
	%	30.8%	26.1%	28.3%	
	Rather frequently	度数	25	17	42
		%	15.7%	9.2%	12.2%
	Very frequently	度数	14	15	29
		%	8.8%	8.2%	8.5%
合計		度数	159	184	343
		%	100.0%	100.0%	100.0%

C3511 Lobbying – Provide technical info, expertise

		A0101R Location (Country)		合計	
		Harju Country	Other		
C3511 Lobbying – Provide technical info, expertise	Never	度数	61	117	178
		%	38.4%	63.6%	51.9%
	Rarely	度数	33	32	65
		%	20.8%	17.4%	19.0%
	Sometimes	度数	37	18	55
	%	23.3%	9.8%	16.0%	
	Rather frequently	度数	23	13	36
		%	14.5%	7.1%	10.5%
	Very frequently	度数	5	4	9
		%	3.1%	2.2%	2.6%
合計		度数	159	184	343
		%	100.0%	100.0%	100.0%

C3512 Lobbying – Send an expert to advisory boards

		A0101R Location (Country)		合計	
		Harju Country	Other		
C3512 Lobbying – Send an expert to advisory boards	Never	度数	53	112	165
		%	33.3%	60.9%	48.1%
	Rarely	度数	33	28	61
		%	20.8%	15.2%	17.8%
	Sometimes	度数	37	23	60
	%	23.3%	12.5%	17.5%	
	Rather frequently	度数	24	13	37
		%	15.1%	7.1%	10.8%
	Very frequently	度数	12	8	20
		%	7.5%	4.3%	5.8%
合計		度数	159	184	343
		%	100.0%	100.0%	100.0%

C3513 Lobbying – Contact local governments

		A0101R Location (Country)		合計	
		Harju Country	Other		
C3513 Lobbying – Contact local governments	Never	度数	57	41	98
		%	35.8%	22.3%	28.6%
	Rarely	度数	44	29	73
	%	27.7%	15.8%	21.3%	
	Sometimes	度数	32	58	90
		%	20.1%	31.5%	26.2%

	Rather frequently	度数	20	33	53
		%	12.6%	17.9%	15.5%
	Very frequently	度数	6	23	29
		%	3.8%	12.5%	8.5%
合計		度数	159	184	343
		%	100.0%	100.0%	100.0%

C3514 Lobbying – Contact local councils

			A0101R Location(Country)		合計
			Harju Country	Other	
C3514 Lobbying – Contact local councils	Never	度数	77	54	131
		%	48.4%	29.3%	38.2%
	Rarely	度数	43	34	77
		%	27.0%	18.5%	22.4%
	Sometimes	度数	26	53	79
		%	16.4%	28.8%	23.0%
	Rather frequently	度数	9	29	38
		%	5.7%	15.8%	11.1%
	Very frequently	度数	4	14	18
		%	2.5%	7.6%	5.2%
合計		度数	159	184	343
		%	100.0%	100.0%	100.0%

C3515 Lobbying – Contact coalition parties

			A0101R Location(Country)		合計
			Harju Country	Other	
C3515 Lobbying – Contact coalition parties	Never	度数	95	106	201
		%	59.7%	57.6%	58.6%
	Rarely	度数	30	35	65
		%	18.9%	19.0%	19.0%
	Sometimes	度数	18	23	41
		%	11.3%	12.5%	12.0%
	Rather frequently	度数	12	15	27
		%	7.5%	8.2%	7.9%
	Very frequently	度数	4	5	9
		%	2.5%	2.7%	2.6%
合計		度数	159	184	343
		%	100.0%	100.0%	100.0%

C3516 Lobbying – Contact opposition parties

			A0101R Location(Country)		合計
			Harju Country	Other	
C3516 Lobbying – Contact opposition parties	Never	度数	104	111	215
		%	65.4%	60.3%	62.7%
	Rarely	度数	27	34	61
		%	17.0%	18.5%	17.8%
	Sometimes	度数	16	23	39
		%	10.1%	12.5%	11.4%
	Rather frequently	度数	8	13	21
		%	5.0%	7.1%	6.1%
	Very frequently	度数	4	3	7
		%	2.5%	1.6%	2.0%
合計		度数	159	184	343
		%	100.0%	100.0%	100.0%

C3517 Lobbying – Contact members of the parliament

			A0101R Location(Country)		合計
			Harju Country	Other	
C3517 Lobbying – Contact members of the parliament	Never	度数	68	96	164
		%	42.8%	52.2%	47.8%
	Rarely	度数	45	38	83
		%	28.3%	20.7%	24.2%

Sometimes	度数	24	34	58
	%	15.1%	18.5%	16.9%
Rather frequently	度数	16	12	28
	%	10.1%	6.5%	8.2%
Very frequently	度数	6	4	10
	%	3.8%	2.2%	2.9%
合計	度数	159	184	343
	%	100.0%	100.0%	100.0%

C3518 Lobbying - Contact the EU authorities

		A0101R Location (Country)		合計	
		Harju Country	Other		
C3518 Lobbying - Contact the EU authorities	Never	度数	103	141	244
		%	64.8%	76.6%	71.1%
	Rarely	度数	26	28	54
		%	16.4%	15.2%	15.7%
	Sometimes	度数	19	10	29
		%	11.9%	5.4%	8.5%
	Rather frequently	度数	10	4	14
		%	6.3%	2.2%	4.1%
	Very frequently	度数	1	1	2
		%	.6%	.5%	.6%
合計	度数	159	184	343	
	%	100.0%	100.0%	100.0%	

C3519 Lobbying - Contact the EU parliament

		A0101R Location (Country)		合計	
		Harju Country	Other		
C3519 Lobbying - Contact the EU parliament	Never	度数	123	152	275
		%	77.4%	82.6%	80.2%
	Rarely	度数	20	25	45
		%	12.6%	13.6%	13.1%
	Sometimes	度数	10	7	17
		%	6.3%	3.8%	5.0%
	Rather frequently	度数	5	0	5
		%	3.1%	.0%	1.5%
	Very frequently	度数	1	0	1
		%	.6%	.0%	.3%
合計	度数	159	184	343	
	%	100.0%	100.0%	100.0%	

C3520 Lobbying - Contact someone who has influence on parties/politics

		A0101R Location (Country)		合計	
		Harju Country	Other		
C3520 Lobbying - Contact someone who has influence on parties/politics	Never	度数	82	95	177
		%	51.6%	51.6%	51.6%
	Rarely	度数	32	37	69
		%	20.1%	20.1%	20.1%
	Sometimes	度数	28	33	61
		%	17.6%	17.9%	17.8%
	Rather frequently	度数	9	14	23
		%	5.7%	7.6%	6.7%
	Very frequently	度数	8	5	13
		%	5.0%	2.7%	3.8%
合計	度数	159	184	343	
	%	100.0%	100.0%	100.0%	

C3521 Lobbying - Petition to EU parliament/court

		A0101R Location (Country)		合計	
		Harju Country	Other		
C3521 Lobbying - Petition to EU parliament/court	Never	度数	141	169	310
		%	88.7%	92.3%	90.6%

Rarely	度数	12	9	21
	%	7.5%	4.9%	6.1%
Sometimes	度数	5	5	10
	%	3.1%	2.7%	2.9%
Rather frequently	度数	0	0	0
	%	.0%	.0%	.0%
Very frequently	度数	1	0	1
	%	.6%	.0%	.3%
合計	度数	159	183	342
	%	100.0%	100.0%	100.0%

Q36. Has your organization ever succeeded in making the (national/local) governments enact, stop a plan to enact, or modify any specific policy or plan in the past?

C3601 Successful experience in enacting a policy in the national government

		A0101R Location(Country)		合計
		Harju Country	Other	
C3601 Successful experience in No enacting a policy in the national government	度数	86	135	221
	%	58.1%	78.9%	69.3%
Yes	度数	62	36	98
	%	41.9%	21.1%	30.7%
合計	度数	148	171	319
	%	100.0%	100.0%	100.0%

C3602 Successful experience in stopped/modified a policy in the national government

		A0101R Location(Country)		合計
		Harju Country	Other	
C3602 Successful experience in No stopped/modified a policy in the national government	度数	70	113	183
	%	47.3%	66.5%	57.5%
Yes	度数	78	57	135
	%	52.7%	33.5%	42.5%
合計	度数	148	170	318
	%	100.0%	100.0%	100.0%

C3603 Successful experience in enacting a policy in the local government

		A0101R Location(Country)		合計
		Harju Country	Other	
C3603 Successful experience in No enacting a policy in the local government	度数	102	100	202
	%	68.9%	58.5%	63.3%
Yes	度数	46	71	117
	%	31.1%	41.5%	36.7%
合計	度数	148	171	319
	%	100.0%	100.0%	100.0%

C3604 Successful experience in stopped/modified a policy in the local government

		A0101R Location(Country)		合計
		Harju Country	Other	
C3604 Successful experience in No stopped/modified a policy in the local government	度数	97	94	191
	%	65.5%	55.0%	59.9%
Yes	度数	51	77	128
	%	34.5%	45.0%	40.1%
合計	度数	148	171	319
	%	100.0%	100.0%	100.0%

Q37. How often do members participate in the groups' activities?

D3701 Members' participation - Get involved in management or decision-making

		A0101R Location(Country)		合計
		Harju Country	Other	
D3701 Members' participation - Get involved in management or decision-making	Never	5	4	9
	%	3.1%	2.2%	2.6%
Rarely	度数	19	20	39
	%	11.9%	10.9%	11.4%

Sometimes	度数	40	40	80
	%	25.2%	21.7%	23.3%
Rather frequently	度数	62	70	132
	%	39.0%	38.0%	38.5%
Very frequently	度数	33	50	83
	%	20.8%	27.2%	24.2%
合計	度数	159	184	343
	%	100.0%	100.0%	100.0%

D3702 Members' participation - Participate in the events or activities

		A0101R Location (Country)		合計	
		Harju Country	Other		
D3702 Members' participation - Participate in the events or activities	Never	度数	2	1	3
		%	1.3%	.5%	.9%
	Rarely	度数	6	3	9
		%	3.8%	1.6%	2.6%
	Sometimes	度数	33	21	54
		%	20.8%	11.4%	15.7%
Rather frequently	度数	72	82	154	
	%	45.3%	44.6%	44.9%	
Very frequently	度数	46	77	123	
	%	28.9%	41.8%	35.9%	
合計	度数	159	184	343	
	%	100.0%	100.0%	100.0%	

D3703 Members' participation - Pay membership fee and give donations

		A0101R Location (Country)		合計	
		Harju Country	Other		
D3703 Members' participation - Pay membership fee and give donations	Never	度数	14	18	32
		%	8.8%	9.8%	9.3%
	Rarely	度数	15	8	23
		%	9.4%	4.3%	6.7%
	Sometimes	度数	15	31	46
		%	9.4%	16.8%	13.4%
Rather frequently	度数	57	60	117	
	%	35.8%	32.6%	34.1%	
Very frequently	度数	58	67	125	
	%	36.5%	36.4%	36.4%	
合計	度数	159	184	343	
	%	100.0%	100.0%	100.0%	

Q38. How often do members of your organization communicate with each other?

D3801 Communication - Talks and discussions between members and directors

		A0101R Location (Country)		合計	
		Harju Country	Other		
D3801 Communication - Talks and discussions between members and directors	Never	度数	1	1	2
		%	.6%	.5%	.6%
	Rarely	度数	8	7	15
		%	5.0%	3.8%	4.4%
	Sometimes	度数	37	32	69
		%	23.3%	17.4%	20.1%
Rather frequently	度数	68	75	143	
	%	42.8%	40.8%	41.7%	
Very frequently	度数	45	69	114	
	%	28.3%	37.5%	33.2%	
合計	度数	159	184	343	
	%	100.0%	100.0%	100.0%	

D3802 Communication - Talks and discussions among members

		A0101R Location (Country)		合計	
		Harju Country	Other		
D3802 Communication - Talks	Never	度数	0	0	0

and discussions among members		%	.0%	.0%	.0%
Rarely	度数	7	10	17	
	%	4.4%	5.4%	5.0%	
Sometimes	度数	42	27	69	
	%	26.4%	14.7%	20.1%	
Rather frequently	度数	65	75	140	
	%	40.9%	40.8%	40.8%	
Very frequently	度数	45	72	117	
	%	28.3%	39.1%	34.1%	
合計	度数	159	184	343	
	%	100.0%	100.0%	100.0%	

D3803 Communication – Contact via email mailing list

		A0101R Location(Country)		合計	
		Harju Country	Other		
D3803 Communication – Contact via email mailing list	Never	度数	3	8	11
		%	1.9%	4.3%	3.2%
	Rarely	度数	7	12	19
		%	4.4%	6.5%	5.5%
	Sometimes	度数	19	30	49
		%	11.9%	16.3%	14.3%
Rather frequently	度数	65	62	127	
	%	40.9%	33.7%	37.0%	
Very frequently	度数	65	72	137	
	%	40.9%	39.1%	39.9%	
合計	度数	159	184	343	
	%	100.0%	100.0%	100.0%	

D3804 Communication – Contact via website

		A0101R Location(Country)		合計	
		Harju Country	Other		
D3804 Communication – Contact via website	Never	度数	23	63	86
		%	14.5%	34.2%	25.1%
	Rarely	度数	22	23	45
		%	13.8%	12.5%	13.1%
	Sometimes	度数	47	24	71
		%	29.6%	13.0%	20.7%
Rather frequently	度数	38	41	79	
	%	23.9%	22.3%	23.0%	
Very frequently	度数	29	33	62	
	%	18.2%	17.9%	18.1%	
合計	度数	159	184	343	
	%	100.0%	100.0%	100.0%	

Q39. How applicable are the following statements to your group?

D3901 Adequacy to your organization – The group is managed based on its rules

		A0101R Location(Country)		合計	
		Harju Country	Other		
D3901 Adequacy to your organization – The group is managed based on its rules	Not applicable at all	度数	1	0	1
		%	.6%	.0%	.3%
	Not quite	度数	0	3	3
		%	.0%	1.6%	.9%
	To some degree	度数	11	9	20
		%	6.9%	4.9%	5.8%
Rather	度数	37	35	72	
	%	23.3%	19.0%	21.0%	
Perfectly	度数	110	137	247	
	%	69.2%	74.5%	72.0%	
合計	度数	159	184	343	
	%	100.0%	100.0%	100.0%	

D3902 Adequacy to your organization – The group's decisions are made with members' consensus as much as possible

			A0101R Location(Country)		合計
			Harju Country	Other	
D3902 Adequacy to your organization – The group's decisions are made with members' consensus as much as possible	Not applicable at all	度数 %	0 .0%	0 .0%	0 .0%
	Not quite	度数 %	2 1.3%	2 1.1%	4 1.2%
	To some degree	度数 %	8 5.0%	7 3.8%	15 4.4%
	Rather	度数 %	56 35.2%	57 31.0%	113 32.9%
	Perfectly	度数 %	93 58.5%	118 64.1%	211 61.5%
合計	度数 %	159 100.0%	184 100.0%	343 100.0%	

D3903 Adequacy to your organization – The group's activities are inseparable from the founder's ideas

			A0101R Location(Country)		合計
			Harju Country	Other	
D3903 Adequacy to your organization – The group's activities are inseparable from the founder's ideas	Not applicable at all	度数 %	13 8.2%	3 1.6%	16 4.7%
	Not quite	度数 %	17 10.7%	15 8.2%	32 9.3%
	To some degree	度数 %	30 18.9%	39 21.2%	69 20.1%
	Rather	度数 %	53 33.3%	51 27.7%	104 30.3%
	Perfectly	度数 %	46 28.9%	76 41.3%	122 35.6%
合計	度数 %	159 100.0%	184 100.0%	343 100.0%	

D3904 Adequacy to your organization – Organization follows the same principles as when it was founded

			A0101R Location(Country)		合計
			Harju Country	Other	
D3904 Adequacy to your organization – Organization follows the same principles as when it was founded	Not applicable at all	度数 %	1 .6%	0 .0%	1 .3%
	Not quite	度数 %	5 3.1%	6 3.3%	11 3.2%
	To some degree	度数 %	10 6.3%	16 8.7%	26 7.6%
	Rather	度数 %	64 40.3%	60 32.6%	124 36.2%
	Perfectly	度数 %	79 49.7%	102 55.4%	181 52.8%
合計	度数 %	159 100.0%	184 100.0%	343 100.0%	

D3905 Adequacy to your organization – The group's manager presents solutions to problems

			A0101R Location(Country)		合計
			Harju Country	Other	
D3905 Adequacy to your organization – The group's manager presents solutions to problems	Not applicable at all	度数 %	2 1.3%	1 .5%	3 .9%
	Not quite	度数 %	3 1.9%	6 3.3%	9 2.6%
	To some degree	度数 %	26 16.4%	32 17.4%	58 16.9%
	Rather	度数 %	76 47.8%	76 41.3%	152 44.3%
	Perfectly	度数 %	52 32.7%	69 37.5%	121 35.3%
合計	度数 %	159 100.0%	184 100.0%	343 100.0%	

D3906 Adequacy to your organization – If there is a disagreement among members, we spend lots of time in discussion

			A0101R Location(Country)		合計
			Har ju Country	Other	
D3906 Adequacy to your organization – If there is a disagreement among members, we spend lots of time in discussion	Not applicable at all	度数 %	4 2.5%	7 3.8%	11 3.2%
	Not quite	度数 %	5 3.1%	12 6.5%	17 5.0%
	To some degree	度数 %	55 34.6%	53 28.8%	108 31.5%
	Rather	度数 %	63 39.6%	63 34.2%	126 36.7%
	Perfectly	度数 %	32 20.1%	49 26.6%	81 23.6%
	合計	度数 %	159 100.0%	184 100.0%	343 100.0%

D3907 Adequacy to your organization – Members understand the groups' purposes and principles very well

			A0101R Location(Country)		合計
			Har ju Country	Other	
D3907 Adequacy to your organization – Members understand the groups' purposes and principles very well	Not applicable at all	度数 %	0 .0%	0 .0%	0 .0%
	Not quite	度数 %	3 1.9%	2 1.1%	5 1.5%
	To some degree	度数 %	21 13.2%	13 7.1%	34 9.9%
	Rather	度数 %	72 45.3%	81 44.0%	153 44.6%
	Perfectly	度数 %	63 39.6%	88 47.8%	151 44.0%
	合計	度数 %	159 100.0%	184 100.0%	343 100.0%

D3908 Adequacy to your organization – Members share the information within the group

			A0101R Location(Country)		合計
			Har ju Country	Other	
D3908 Adequacy to your organization – Members share the information within the group	Not applicable at all	度数 %	0 .0%	1 .5%	1 .3%
	Not quite	度数 %	6 3.8%	5 2.7%	11 3.2%
	To some degree	度数 %	19 11.9%	19 10.3%	38 11.1%
	Rather	度数 %	74 46.5%	64 34.8%	138 40.2%
	Perfectly	度数 %	60 37.7%	95 51.6%	155 45.2%
	合計	度数 %	159 100.0%	184 100.0%	343 100.0%

Q40. What percentages of members of your organizations have graduated from college?

			A0101R Location(Country)		合計
			Har ju Country	Other	
D4000R Percentage of members of your organization with higher education (%)	0	度数 %	1 .7%	3 1.9%	4 1.3%
	1 – 5	度数 %	7 4.9%	17 10.5%	24 7.9%
	6 – 10	度数 %	1 .7%	10 6.2%	11 3.6%
	11 – 15	度数 %	0 .0%	2 1.2%	2 .7%
	16 – 20	度数 %	4 2.8%	10 6.2%	14 4.6%
	21 – 25	度数	0	6	6

	%	.0%	3.7%	2.0%
26 - 30	度数	4	6	10
	%	2.8%	3.7%	3.3%
31 - 35	度数	1	4	5
	%	.7%	2.5%	1.6%
36 - 40	度数	3	8	11
	%	2.1%	4.9%	3.6%
41 - 45	度数	1	0	1
	%	.7%	.0%	.3%
46 - 50	度数	16	20	36
	%	11.2%	12.3%	11.8%
51 - 55	度数	1	1	2
	%	.7%	.6%	.7%
56 - 60	度数	3	5	8
	%	2.1%	3.1%	2.6%
61 - 65	度数	0	3	3
	%	.0%	1.9%	1.0%
66 - 70	度数	4	6	10
	%	2.8%	3.7%	3.3%
71 - 75	度数	11	4	15
	%	7.7%	2.5%	4.9%
76 - 80	度数	2	12	14
	%	1.4%	7.4%	4.6%
81 - 85	度数	2	3	5
	%	1.4%	1.9%	1.6%
86 - 90	度数	14	7	21
	%	9.8%	4.3%	6.9%
91 - 95	度数	7	2	9
	%	4.9%	1.2%	3.0%
96+	度数	61	33	94
	%	42.7%	20.4%	30.8%
合計	度数	143	162	305
	%	100.0%	100.0%	100.0%

Q41. What are the common occupations among your group members?

D4101R Type of employment (%) - Agricultural, forestry, fisheries worker

		A0101R Location (Country)		合計	
		Harju Country	Other		
D4101R Type of employment (%) - Agricultural, forestry, fisheries worker	0	度数	15	16	31
		%	36.6%	22.2%	27.4%
	1 - 5	度数	17	16	33
		%	41.5%	22.2%	29.2%
	6 - 10	度数	2	16	18
		%	4.9%	22.2%	15.9%
	11 - 15	度数	2	1	3
		%	4.9%	1.4%	2.7%
	16 - 20	度数	0	4	4
		%	.0%	5.6%	3.5%
	21 - 25	度数	0	4	4
		%	.0%	5.6%	3.5%
	26 - 30	度数	0	2	2
		%	.0%	2.8%	1.8%
	31 - 35	度数	1	0	1
		%	2.4%	.0%	.9%
	36 - 40	度数	0	1	1
		%	.0%	1.4%	.9%
	46 - 50	度数	1	3	4
		%	2.4%	4.2%	3.5%
	56 - 60	度数	1	1	2
		%	2.4%	1.4%	1.8%
	66 - 70	度数	0	1	1
		%	.0%	1.4%	.9%
	71 - 75	度数	0	1	1
		%	.0%	1.4%	.9%
	81 - 85	度数	1	0	1

	%	2.4%	.0%	.9%
86 - 90	度数	0	2	2
	%	.0%	2.8%	1.8%
96+	度数	1	4	5
	%	2.4%	5.6%	4.4%
合計	度数	41	72	113
	%	100.0%	100.0%	100.0%

D4102R Type of employment (%) - Employers, Entrepreneurs

		A0101R Location(Country)		合計	
		Har ju Country	Other		
D4102R Type of employment (%) - Employers, Entrepreneurs	0	度数	9	6	15
		%	12.5%	6.8%	9.4%
	1 - 5	度数	16	21	37
		%	22.2%	23.9%	23.1%
	6 - 10	度数	12	19	31
		%	16.7%	21.6%	19.4%
	11 - 15	度数	6	3	9
		%	8.3%	3.4%	5.6%
	16 - 20	度数	9	9	18
		%	12.5%	10.2%	11.3%
	21 - 25	度数	2	5	7
		%	2.8%	5.7%	4.4%
	26 - 30	度数	2	4	6
		%	2.8%	4.5%	3.8%
	31 - 35	度数	3	2	5
		%	4.2%	2.3%	3.1%
	36 - 40	度数	2	3	5
		%	2.8%	3.4%	3.1%
	46 - 50	度数	4	6	10
		%	5.6%	6.8%	6.3%
	56 - 60	度数	1	1	2
		%	1.4%	1.1%	1.3%
	71 - 75	度数	0	1	1
		%	.0%	1.1%	.6%
	81 - 85	度数	2	0	2
		%	2.8%	.0%	1.3%
	91 - 95	度数	0	1	1
		%	.0%	1.1%	.6%
	96+	度数	4	7	11
		%	5.6%	8.0%	6.9%
合計	度数	72	88	160	
	%	100.0%	100.0%	100.0%	

D4103R Type of employment (%) - Employees

		A0101R Location(Country)		合計	
		Har ju Country	Other		
D4103R Type of employment (%) - Employees	0	度数	3	3	6
		%	3.6%	3.3%	3.4%
	1 - 5	度数	5	8	13
		%	6.0%	8.9%	7.5%
	6 - 10	度数	3	6	9
		%	3.6%	6.7%	5.2%
	11 - 15	度数	2	6	8
		%	2.4%	6.7%	4.6%
	16 - 20	度数	7	4	11
		%	8.3%	4.4%	6.3%
	21 - 25	度数	7	6	13
		%	8.3%	6.7%	7.5%
	26 - 30	度数	4	5	9
		%	4.8%	5.6%	5.2%
	31 - 35	度数	1	2	3
		%	1.2%	2.2%	1.7%
	36 - 40	度数	4	7	11

	%	4.8%	7.8%	6.3%
41 - 45	度数	1	2	3
	%	1.2%	2.2%	1.7%
46 - 50	度数	2	6	8
	%	2.4%	6.7%	4.6%
51 - 55	度数	2	1	3
	%	2.4%	1.1%	1.7%
56 - 60	度数	7	4	11
	%	8.3%	4.4%	6.3%
61 - 65	度数	1	3	4
	%	1.2%	3.3%	2.3%
66 - 70	度数	7	3	10
	%	8.3%	3.3%	5.7%
71 - 75	度数	3	1	4
	%	3.6%	1.1%	2.3%
76 - 80	度数	3	1	4
	%	3.6%	1.1%	2.3%
81 - 85	度数	1	0	1
	%	1.2%	.0%	.6%
86 - 90	度数	6	6	12
	%	7.1%	6.7%	6.9%
91 - 95	度数	1	6	7
	%	1.2%	6.7%	4.0%
96+	度数	14	10	24
	%	16.7%	11.1%	13.8%
合計	度数	84	90	174
	%	100.0%	100.0%	100.0%

D4104R Type of employment (%) - Professional Workers

		A0101R Location (Country)		合計
		Harju Country	Other	
D4104R Type of employment (%)	0	8	5	13
- Professional Workers		14.3%	7.5%	10.6%
	1 - 5	11	7	18
		19.6%	10.4%	14.6%
	6 - 10	5	11	16
		8.9%	16.4%	13.0%
	11 - 15	5	0	5
		8.9%	.0%	4.1%
	16 - 20	4	15	19
		7.1%	22.4%	15.4%
	21 - 25	1	4	5
		1.8%	6.0%	4.1%
	26 - 30	1	4	5
		1.8%	6.0%	4.1%
	31 - 35	0	3	3
		.0%	4.5%	2.4%
	36 - 40	2	0	2
		3.6%	.0%	1.6%
	41 - 45	0	1	1
		.0%	1.5%	.8%
	46 - 50	1	3	4
		1.8%	4.5%	3.3%
	61 - 65	1	0	1
		1.8%	.0%	.8%
	66 - 70	1	3	4
		1.8%	4.5%	3.3%
	71 - 75	1	3	4
		1.8%	4.5%	3.3%
	76 - 80	1	1	2
		1.8%	1.5%	1.6%
	81 - 85	1	0	1
		1.8%	.0%	.8%
	86 - 90	5	1	6
		8.9%	1.5%	4.9%

91 - 95	度数	3	1	4
	%	5.4%	1.5%	3.3%
96+	度数	5	5	10
	%	8.9%	7.5%	8.1%
合計	度数	56	67	123
	%	100.0%	100.0%	100.0%

D4105R Type of employment (%) - Pensioners

		A0101R Location(Country)		合計	
		Harju Country	Other		
D4105R Type of employment (%) - Pensioners	0	度数	7	5	12
		%	10.8%	5.6%	7.7%
	1 - 5	度数	12	14	26
		%	18.5%	15.6%	16.8%
	6 - 10	度数	8	12	20
		%	12.3%	13.3%	12.9%
	11 - 15	度数	2	3	5
		%	3.1%	3.3%	3.2%
	16 - 20	度数	4	15	19
		%	6.2%	16.7%	12.3%
	21 - 25	度数	5	5	10
		%	7.7%	5.6%	6.5%
	26 - 30	度数	7	3	10
		%	10.8%	3.3%	6.5%
	31 - 35	度数	4	2	6
		%	6.2%	2.2%	3.9%
	36 - 40	度数	1	5	6
		%	1.5%	5.6%	3.9%
	41 - 45	度数	0	1	1
		%	.0%	1.1%	.6%
	46 - 50	度数	4	4	8
		%	6.2%	4.4%	5.2%
	56 - 60	度数	3	5	8
		%	4.6%	5.6%	5.2%
	61 - 65	度数	0	1	1
		%	.0%	1.1%	.6%
	66 - 70	度数	1	2	3
		%	1.5%	2.2%	1.9%
	71 - 75	度数	0	1	1
		%	.0%	1.1%	.6%
	76 - 80	度数	1	2	3
		%	1.5%	2.2%	1.9%
	81 - 85	度数	0	1	1
		%	.0%	1.1%	.6%
	86 - 90	度数	4	2	6
		%	6.2%	2.2%	3.9%
	91 - 95	度数	0	2	2
		%	.0%	2.2%	1.3%
	96+	度数	2	5	7
		%	3.1%	5.6%	4.5%
合計		度数	65	90	155
		%	100.0%	100.0%	100.0%

D4106R Type of employment (%) - Housewives

		A0101R Location(Country)		合計	
		Harju Country	Other		
D4106R Type of employment (%) - Housewives	0	度数	11	11	22
		%	30.6%	22.9%	26.2%
	1 - 5	度数	12	15	27
		%	33.3%	31.3%	32.1%
	6 - 10	度数	9	17	26
		%	25.0%	35.4%	31.0%
	11 - 15	度数	1	0	1
		%	2.8%	.0%	1.2%

16 - 20	度数	1	2	3
	%	2.8%	4.2%	3.6%
21 - 25	度数	1	2	3
	%	2.8%	4.2%	3.6%
46 - 50	度数	1	1	2
	%	2.8%	2.1%	2.4%
合計	度数	36	48	84
	%	100.0%	100.0%	100.0%

D4107R Type of employment (%) - Students

		A0101R Location (Country)		合計	
		Harju Country	Other		
D4107R Type of employment (%) - Students	0	度数	8	12	20
		%	14.5%	24.5%	19.2%
	1 - 5	度数	14	14	28
		%	25.5%	28.6%	26.9%
	6 - 10	度数	14	7	21
		%	25.5%	14.3%	20.2%
	11 - 15	度数	3	2	5
		%	5.5%	4.1%	4.8%
	16 - 20	度数	3	2	5
		%	5.5%	4.1%	4.8%
	21 - 25	度数	2	3	5
		%	3.6%	6.1%	4.8%
	26 - 30	度数	3	2	5
		%	5.5%	4.1%	4.8%
	31 - 35	度数	0	1	1
		%	.0%	2.0%	1.0%
	36 - 40	度数	1	0	1
		%	1.8%	.0%	1.0%
	46 - 50	度数	2	0	2
		%	3.6%	.0%	1.9%
	66 - 70	度数	1	2	3
		%	1.8%	4.1%	2.9%
	76 - 80	度数	2	2	4
		%	3.6%	4.1%	3.8%
	86 - 90	度数	0	1	1
		%	.0%	2.0%	1.0%
	96+	度数	2	1	3
		%	3.6%	2.0%	2.9%
合計		度数	55	49	104
		%	100.0%	100.0%	100.0%

D4100CR Type of employment (%) - Other (s)

		A0101R Location (Country)		合計	
		Harju Country	Other		
D4100CR Type of employment (%) - Other (s)	0	度数	5	4	9
		%	14.7%	12.1%	13.4%
	1 - 5	度数	3	2	5
		%	8.8%	6.1%	7.5%
	6 - 10	度数	3	3	6
		%	8.8%	9.1%	9.0%
	11 - 15	度数	3	2	5
		%	8.8%	6.1%	7.5%
	16 - 20	度数	4	2	6
		%	11.8%	6.1%	9.0%
	26 - 30	度数	2	3	5
		%	5.9%	9.1%	7.5%
	31 - 35	度数	1	1	2
		%	2.9%	3.0%	3.0%
	36 - 40	度数	0	1	1
		%	.0%	3.0%	1.5%
	41 - 45	度数	0	1	1
		%	.0%	3.0%	1.5%

46 - 50	度数	0	4	4
	%	.0%	12.1%	6.0%
66 - 70	度数	1	0	1
	%	2.9%	.0%	1.5%
76 - 80	度数	1	0	1
	%	2.9%	.0%	1.5%
86 - 90	度数	2	2	4
	%	5.9%	6.1%	6.0%
96+	度数	9	8	17
	%	26.5%	24.2%	25.4%
合計	度数	34	33	67
	%	100.0%	100.0%	100.0%

Q42. What are the source of the group's income?

D4201R Sources of income (EEK) - Members' fees

		A0101R Location(Country)		合計
		Harju Country	Other	
D4201R Sources of income (EEK) 0	度数	13	15	28
- Members' fees	%	11.3%	11.5%	11.4%
1 - 25000	度数	58	86	144
	%	50.4%	66.2%	58.8%
25001 - 50000	度数	8	8	16
	%	7.0%	6.2%	6.5%
50001 - 75000	度数	4	2	6
	%	3.5%	1.5%	2.4%
75001 - 100000	度数	2	4	6
	%	1.7%	3.1%	2.4%
100001 - 125000	度数	3	1	4
	%	2.6%	.8%	1.6%
125001 - 150000	度数	3	3	6
	%	2.6%	2.3%	2.4%
150001 - 175000	度数	2	0	2
	%	1.7%	.0%	.8%
175001 - 200000	度数	3	1	4
	%	2.6%	.8%	1.6%
200001 - 225000	度数	1	0	1
	%	.9%	.0%	.4%
225001 - 300000	度数	3	2	5
	%	2.6%	1.5%	2.0%
300001 - 400000	度数	0	1	1
	%	.0%	.8%	.4%
400001 - 500000	度数	1	1	2
	%	.9%	.8%	.8%
500001 - 1000000	度数	11	2	13
	%	9.6%	1.5%	5.3%
1000001 - 1500000	度数	0	1	1
	%	.0%	.8%	.4%
1500001 - 2000000	度数	1	1	2
	%	.9%	.8%	.8%
2000001 - 2500000	度数	0	1	1
	%	.0%	.8%	.4%
2500001 - 3000000	度数	1	1	2
	%	.9%	.8%	.8%
3000001 - 3500000	度数	1	0	1
	%	.9%	.0%	.4%
合計	度数	115	130	245
	%	100.0%	100.0%	100.0%

D4202R Sources of income (EEK) - Subsidies/Grants from the government

		A0101R Location(Country)		合計
		Harju Country	Other	
D4202R Sources of income (EEK) 0	度数	25	23	48
- Subsidies/Grants from the government	%	33.3%	24.2%	28.2%
1 - 25000	度数	12	40	52

	%	16.0%	42.1%	30.6%
25001 - 50000	度数	13	8	21
	%	17.3%	8.4%	12.4%
50001 - 75000	度数	1	1	2
	%	1.3%	1.1%	1.2%
75001 - 100000	度数	3	4	7
	%	4.0%	4.2%	4.1%
100001 - 125000	度数	3	2	5
	%	4.0%	2.1%	2.9%
125001 - 150000	度数	0	4	4
	%	.0%	4.2%	2.4%
150001 - 175000	度数	0	1	1
	%	.0%	1.1%	.6%
175001 - 200000	度数	1	2	3
	%	1.3%	2.1%	1.8%
225001 - 250000	度数	2	0	2
	%	2.7%	.0%	1.2%
275001 - 300000	度数	1	3	4
	%	1.3%	3.2%	2.4%
375001 - 400000	度数	2	0	2
	%	2.7%	.0%	1.2%
475001 - 500000	度数	1	0	1
	%	1.3%	.0%	.6%
500001 - 1000000	度数	9	4	13
	%	12.0%	4.2%	7.6%
1000001 - 1500000	度数	0	2	2
	%	.0%	2.1%	1.2%
1500001 - 2000000	度数	1	1	2
	%	1.3%	1.1%	1.2%
4500001 - 5000000	度数	1	0	1
	%	1.3%	.0%	.6%
合計	度数	75	95	170
	%	100.0%	100.0%	100.0%

D4203R Sources of income (EEK) - Revenues from its activities

		A0101R Location(Country)		合計
		Harju Country	Other	
D4203R Sources of income (EEK)	0	21	24	45
- Revenues from its activities		24.4%	26.7%	25.6%
1 - 25000	度数	27	45	72
	%	31.4%	50.0%	40.9%
25001 - 50000	度数	8	10	18
	%	9.3%	11.1%	10.2%
50001 - 75000	度数	2	1	3
	%	2.3%	1.1%	1.7%
75001 - 100000	度数	3	1	4
	%	3.5%	1.1%	2.3%
100001 - 125000	度数	1	0	1
	%	1.2%	.0%	.6%
125001 - 150000	度数	0	1	1
	%	.0%	1.1%	.6%
175001 - 200000	度数	4	3	7
	%	4.7%	3.3%	4.0%
225001 - 250000	度数	2	0	2
	%	2.3%	.0%	1.1%
275001 - 300000	度数	2	0	2
	%	2.3%	.0%	1.1%
375001 - 400000	度数	1	0	1
	%	1.2%	.0%	.6%
425001 - 450000	度数	1	1	2
	%	1.2%	1.1%	1.1%
475001 - 500000	度数	4	1	5
	%	4.7%	1.1%	2.8%
500001 - 1000000	度数	6	1	7
	%	7.0%	1.1%	4.0%

1000001 - 1500000	度数	2	1	3
	%	2.3%	1.1%	1.7%
1500001 - 2000000	度数	0	1	1
	%	.0%	1.1%	.6%
3500001 - 4000000	度数	1	0	1
	%	1.2%	.0%	.6%
4000001 - 4500000	度数	1	0	1
	%	1.2%	.0%	.6%
合計	度数	86	90	176
	%	100.0%	100.0%	100.0%

D4204R Sources of income (EEK) - Donations

		A0101R Location(Country)		合計
		Harju Country	Other	
D4204R Sources of income (EEK) 0	度数	22	29	51
- Donations	%	36.1%	40.3%	38.3%
1 - 25000	度数	28	34	62
	%	45.9%	47.2%	46.6%
25001 - 50000	度数	2	4	6
	%	3.3%	5.6%	4.5%
75001 - 100000	度数	0	1	1
	%	.0%	1.4%	.8%
175001 - 200000	度数	2	2	4
	%	3.3%	2.8%	3.0%
275001 - 300000	度数	0	1	1
	%	.0%	1.4%	.8%
350001 - 375000	度数	1	0	1
	%	1.6%	.0%	.8%
375001 - 400000	度数	1	1	2
	%	1.6%	1.4%	1.5%
475001 - 500000	度数	1	0	1
	%	1.6%	.0%	.8%
500001 - 1000000	度数	3	0	3
	%	4.9%	.0%	2.3%
1000001 - 1500000	度数	1	0	1
	%	1.6%	.0%	.8%
合計	度数	61	72	133
	%	100.0%	100.0%	100.0%

D4205R Sources of income (EEK) - Administration-related services transfer fees

		A0101R Location(Country)		合計
		Harju Country	Other	
D4205R Sources of income (EEK) 0	度数	31	36	67
- Administration-related services transfer fees	%	63.3%	59.0%	60.9%
1 - 25000	度数	9	15	24
	%	18.4%	24.6%	21.8%
25001 - 50000	度数	2	3	5
	%	4.1%	4.9%	4.5%
50001 - 75000	度数	4	2	6
	%	8.2%	3.3%	5.5%
75001 - 100000	度数	1	0	1
	%	2.0%	.0%	.9%
125001 - 150000	度数	1	1	2
	%	2.0%	1.6%	1.8%
175001 - 200000	度数	0	1	1
	%	.0%	1.6%	.9%
225001 - 250000	度数	0	1	1
	%	.0%	1.6%	.9%
475001 - 500000	度数	1	0	1
	%	2.0%	.0%	.9%
3000001 - 3500000	度数	0	1	1
	%	.0%	1.6%	.9%
3500001 - 4000000	度数	0	1	1
	%	.0%	1.6%	.9%
合計	度数	49	61	110

	%	100.0%	100.0%	100.0%
--	---	--------	--------	--------

Q43. What is your level of education?

		A0101R Location(Country)		合計	
		Harju Country	Other		
D4300 Education of the person filling the questionnaires	Elementary	度数	4	5	9
		%	2.5%	2.7%	2.6%
	Secondary school	度数	13	30	43
		%	8.2%	16.3%	12.5%
	Senior high school	度数	13	22	35
		%	8.2%	12.0%	10.2%
	BA	度数	49	58	107
	%	30.8%	31.5%	31.2%	
MA	度数	71	61	132	
	%	44.7%	33.2%	38.5%	
PhD and higher	度数	9	8	17	
	%	5.7%	4.3%	5.0%	
合計	度数	159	184	343	
	%	100.0%	100.0%	100.0%	

Q44. Your private relationship with.

D4401 Personal relationships – Board of employee associations

		A0101R Location(Country)		合計	
		Harju Country	Other		
D4401 Personal relationships – Board of employee associations	No	度数	110	122	232
		%	68.8%	66.3%	67.4%
	Yes	度数	50	62	112
		%	31.3%	33.7%	32.6%
合計	度数	160	184	344	
	%	100.0%	100.0%	100.0%	

D4402 Personal relationships – Board of labor/trade associations

		A0101R Location(Country)		合計	
		Harju Country	Other		
D4402 Personal relationships – Board of labor/trade associations	No	度数	127	157	284
		%	79.4%	85.3%	82.6%
	Yes	度数	33	27	60
		%	20.6%	14.7%	17.4%
合計	度数	160	184	344	
	%	100.0%	100.0%	100.0%	

D4403 Personal relationships – Board of other civic organizations

		A0101R Location(Country)		合計	
		Harju Country	Other		
D4403 Personal relationships – Board of other civic organizations	No	度数	57	65	122
		%	35.6%	35.3%	35.5%
	Yes	度数	103	119	222
		%	64.4%	64.7%	64.5%
合計	度数	160	184	344	
	%	100.0%	100.0%	100.0%	

D4404 Personal relationships – Board of political groups/parties

		A0101R Location(Country)		合計	
		Harju Country	Other		
D4404 Personal relationships – Board of political groups/parties	No	度数	131	135	266
		%	81.9%	73.4%	77.3%
	Yes	度数	29	49	78
		%	18.1%	26.6%	22.7%
合計	度数	160	184	344	
	%	100.0%	100.0%	100.0%	

D4405 Personal relationships – Chiefs or Section chiefs of the local government

		A0101R Location(Country)		合計
		Harju Country	Other	
D4405 Personal relationships - No Chiefs or Section chiefs of the local government	度数	110	78	188
	%	68.8%	42.4%	54.7%
Yes	度数	50	106	156
	%	31.3%	57.6%	45.3%
合計	度数	160	184	344
	%	100.0%	100.0%	100.0%

D4406 Personal relationships - Members of the Parliament

		A0101R Location(Country)		合計
		Harju Country	Other	
D4406 Personal relationships - No Members of the Parliament	度数	102	121	223
	%	63.8%	65.8%	64.8%
Yes	度数	58	63	121
	%	36.3%	34.2%	35.2%
合計	度数	160	184	344
	%	100.0%	100.0%	100.0%

D4407 Personal relationships - Members of local councils

		A0101R Location(Country)		合計
		Harju Country	Other	
D4407 Personal relationships - No Members of local councils	度数	116	76	192
	%	72.5%	41.3%	55.8%
Yes	度数	44	108	152
	%	27.5%	58.7%	44.2%
合計	度数	160	184	344
	%	100.0%	100.0%	100.0%

D4408 Personal relationships - Mass media

		A0101R Location(Country)		合計
		Harju Country	Other	
D4408 Personal relationships - No Mass media	度数	77	85	162
	%	48.1%	46.2%	47.1%
Yes	度数	83	99	182
	%	51.9%	53.8%	52.9%
合計	度数	160	184	344
	%	100.0%	100.0%	100.0%

D4409 Personal relationships - Scholars, specialists

		A0101R Location(Country)		合計
		Harju Country	Other	
D4409 Personal relationships - No Scholars, specialists	度数	56	92	148
	%	35.0%	50.0%	43.0%
Yes	度数	104	92	196
	%	65.0%	50.0%	57.0%
合計	度数	160	184	344
	%	100.0%	100.0%	100.0%

Q45. How would you rate yourself between liberal and conservative?

		A0101R Location(Country)		合計
		Harju Country	Other	
D4500 Your personal political stance(liberal - concervative)	Liberal	2	2	4
		1.3%	1.1%	1.2%
2	度数	15	11	26
	%	9.8%	6.1%	7.8%
3	度数	14	28	42
	%	9.2%	15.6%	12.6%
4	度数	48	73	121
	%	31.4%	40.6%	36.3%
5	度数	42	42	84

	%	27.5%	23.3%	25.2%
6	度数	24	16	40
	%	15.7%	8.9%	12.0%
Concervative	度数	8	8	16
	%	5.2%	4.4%	4.8%
合計	度数	153	180	333
	%	100.0%	100.0%	100.0%

Ⅲ. 調查票

Eesti-JIGS uuring

A. Rääkige meile oma organisatsioonist

Q1. Kus asub Teie organisatsioon?

Maakond _____ Omavalitsus (linn/vald) _____

Q2. Mis aastal Teie organisatsioon asutati?

Q3. Kuidas Te kirjeldaksite oma organisatsiooni?

1. Organisatsiooni peakontor, millel on harukontoreid mujal
2. Piirkondlik peakontor, mille peakontor ja ka harukontorid asuvad mujal
3. Suurema organisatsiooni üks harukontoritest
4. Organisatsioon, millel ei ole allharu /või peakontorit
5. Osakond või institutsioon organisatsiooni/sees
6. Muu täpsustage: _____

Q4. Kui palju liikmeid on Teie organisatsioonil? Kui liikmeteks on (ka) juriidilised isikud, siis märkige need eraldi. (Kui Te ei tea täpselt, kirjutage umbkaudne arv)

	Eraisikutest liikmete arv	Organisatsioonid (liikmete koguarv)
Asutamise ajal		()
Praegusel hetkel		()

Q5. Mitu inimest järgnevatest Teie organisatsioonis töötab?

Täis-tööajaga töötajad	
Osalise tööajaga töötajad	
Vabatahtlikud	

Q6. Millised on tingimused liikmeks saamisel? Palun märkige kõik sobivad variandid.

- | | |
|---|--|
| 1. Ei ole tingimusi | 5. Peab omama kindlat kvalifikatsiooni või litsentsi |
| 2. Peab töötama konkreetses majandusharus või omama töökogemust nõutavas valdkonnas | 6. Peab omama kindlat rahvuslikku kuuluvust |
| 3. Peab omama nõutavat eriala/elukutset või omandama seda | 7. Peab omama religiooset kuuluvust |
| 4. Peab omama kindlat positsiooni/juhtimise kogemust | 8. Muu(d), palun selgitage |

Q7. Milline järgnevatest klassifitseerib Teie organisatsiooni kõige paremini?

1. Põllumajanduslik organisatsioon
2. Äritegevuse-, majandustegevuse- või tööandjate organisatsioon
3. Ametiühing
4. Haridusega tegelev organisatsioon
5. Valitsuse või kohaliku omavalitsuse mõju all olev organisatsioon
6. Sotsiaalhoolekande organisatsioon
7. Mingi eriala professionaalide liikmesorganisatsioon
8. Poliitiline või avalik-õiguslik organisatsioon
9. Kogukonnaühendus, selts
10. Kultuuri- või akadeemiline organisatsioon
11. Rekreatsiooni, vabaaja- või, spordi organisatsioon
12. Religioosne organisatsioon
13. Keskkonnaorganisatsioon
14. Korterite vm ühistu
15. Muu, täpsustage :

Q8. Milliste valdkondadega Teie organisatsioon tegeleb? (Palun märkige kõik sobivad variandid ja valige siit üks, mis Teie organisatsiooni jaoks on kõige tähtsam)

1. Fiskaalpoliitika
2. Keskpanga rahapoliitika
3. Äri- ja rahvusvaheline kaubandustegevus
4. Tööstus

5. Ehitus
6. Transport ja liiklus
7. Kommunikatsioon ja informatsioon/teave
8. Teadustehnoloogia ja uuringud
9. Kohalik/piirkondlik arendustegevus
10. Diplomaatia ja rahvuvaheline koostöö
11. Riiklik julgeolek ja riigikaitse
12. Kuritegude ennetustegevus
13. Õigusemõistmine ja inimõigused
14. Haridus
15. Sooline võrdõiguslikkus
16. Kohaliku omavalitsuse administratiivpoliitika
17. Ametiühingud ja tööjõupoliitika
18. Põllumajandus, kalandus ja metsandus
19. Tarbijakaitse
20. Keskkonna, energia- ja loodusvarade poliitika
21. Tervisekaitse, hoolekanne, meditsiin
22. Rahvusvaheline vahetuse, koostöö ja abi poliitika
23. Haridus, kultuur, kunst, sport ja vabaaeg
24. Teiste ühiskondlike organisatsioonide toetamine
25. Muu, täpsustage :

**Q9. Millised järgnevaist iseloomustavad Teie organisatsiooni tegevust?
(Märkige kõik sobivad vastused)**

1. Tagada liikmetele teavet
2. Taotleda liikmetele majanduslikku kasu
3. Tagada liikmete hakkamasaamine ja kaitsta nende õigusi
4. Tagada liikmetele haridus- ja koolitusvõimalused
5. Abistada liikmetel taotleda valituselt rahastamist ja toetusi
6. Tagada liikmetele administratiivne abi litsentside saamisel või riigihangetel
7. Valitsuse suunaliste tegevuste läbiviimine (ettepanekud, lobi, protestid jms)
8. Informatsiooni koostamine ja jagamine üldsusele/teistele
9. Oma organisatsiooni kogemusel ja ekspertiisil põhinevate teadmiste ja poliitikasoovituste andmine üldsusele ja teistele organisatsioonidele
10. Harida üldsust saavutamaks teatud ühiskondlikku eesmärki või hüve
11. Rahastada teisi gruppe või indiviide
12. Tagada mingid ühiskondlikud teenuseid tasu eest
13. Tagada mingid ühiskondlikud teenused tasuta
14. Muu, täpsustage :

Q10. Kui Teie organisatsioonil on õiguslik tegevusvorm (MTÜ, SA), kirjutage palun selle liik.

1. Jah, meie õiguslik vorm on _____.
2. Ei

Q11. Millise ulatusega viib Teie organisatsioon peamiselt läbi oma tegevusi?

1. Kohalikul tasandil (linn, vald)
2. Piirkondlikul tasandil (maakond)
3. Mitmel piirkondlikul tasandil (mitmed maakonnad)
4. Riiklikul tasandil
5. Euroopa Liidu tasandil
6. Rahvusvahelisel tasandil

Q12. Kui ilmnevad probleemid seadusandluse või muu regulatsiooniga teie poolt eelmises küsimuses märgitud tegevuspiirkonnas, siis kui suur on Teie organisatsiooni mõju nende probleemide lahendamisel?

5. On ulatuslik mõju
4. On mõningane mõju
3. Vähene mõju
2. Väga vähene mõju
1. Ei ole üldse mõju

Q13. Mil määral nõustub Teie organisatsioon järgnevate seisukohtadega?

- | | | |
|--------------------|------------------|---------------------------|
| 5. Nõustub | 4. Pigem nõustub | 3. Ei ole poolt ega vastu |
| 2. Pigem ei nõustu | 1. Ei nõustu | |

1. Kõige tähtsam alus valitsuse hindamisel on poliitika efektiivsus, tõhusus	5	4	3	2	1
2. Avaliku halduse puhul on huvirühmade kaasamine tähtsam kui efektiivsus ülalt alla otsustamise teel	5	4	3	2	1
3. Valitsuse üks olulistest eesmärkidest on tagada sissetulekute võrdsus	5	4	3	2	1
4. Mida väiksem on valitsuse sekkumine majandusse, seda parem	5	4	3	2	1
5. Valitsus eraldab liiga palju raha ebaefektiivsetele sektoritele, valdkondadele	5	4	3	2	1
6. Valitsuse tähtsaks ülesandeks on majandusliku ebavõrdsuse tasandamine eri piirkondade vahel	5	4	3	2	1
7. Keskkonnakaitse on tähtsam kui majanduskasv	5	4	3	2	1

8. Elanikel peaks olema suurem võimalus osa võtta kohaliku ja riigi tasandi otsustamisprotsessides	5	4	3	2	1
9. On vältimatu, et mõningate indiviidide õigusi piiratakse riikliku julgeoleku nimel	5	4	3	2	1
10. Riik peaks delegeerima mõned riigi valitsusalas olevad tegevused omavalitsuste pädevusse	5	4	3	2	1
11. Valitsuse poliitika peegeldab avalikku arvamust	5	4	3	2	1
12. Ettevõtted peaksid majandusliku kasu taotlemise kõrvalt panuse andma ka ühiskonna arenguks.	5	4	3	2	1

B. Rääkige enda seosest oma organisatsiooni ja teiste organisatsioonide vahel.

Q14. Kas Teie organisatsioon sai asutamise ajal abi või toetust mõnelt teiselt organisatsioonilt?

1. Jah, Organisatsiooni nimi; ()
2. Ei

Q15. Milliseid allikaid Teie organisatsioon kasutab, et saada oma tööks vajalikku informatsiooni. Palun reastage kolm allolevast nimistust tähtsuse järjekorras kastidesse.

1. Vabariigi valitsus, ministrid
2. Kohalikud omavalitsused
3. Erakonnad
4. Riigikogu liikmed
5. Kohalike volikogude liikmed
6. Euroopa Liidu institutsioonid
7. Euroopa Parlamendi liikmed
8. Õpetlased või teadlased
9. Massimeedia
10. Erialased ajalehed ja materjalid
11. Teiste riikide valitsused
12. Välismaised MTÜd, uurimustöid tegevad firmad, mõttekojad
13. Teised kodumaised organisatsioonid, kellel on sarnased huvid
14. Teie organisatsiooni liikmed
15. Äriettevõtted
16. Muu(d)

First Second Third

<input type="checkbox"/>	<input type="checkbox"/>	<input type="checkbox"/>
--------------------------	--------------------------	--------------------------

Q16. Kas Teie organisatsioonil on isiklik seos ja/või kontakt mõnega järgnevatest isikutest? (Palun märkige kõik sobivad variandid)

1. Riigikogu või valitsuse liikme(te)ga
2. Ministeeriumide või muude valitsusasutuste kõrgemate ametnikega
3. Kohalike omavalitsuste volikogude liikme(te)ga
4. Vallavanema/linnapea või nende asetäitjatega
5. Kohaliku omavalitsuse kõrgemate ametnikega
6. Üleriigiliste meediakanalite ajakirjanikega
7. Kohalike ajakirjanikega

Q17. Kuidas Te kirjeldaksite oma organisatsiooni seost riigi ja omavalitsustega? (Palun valige kõik vastused, mis sobivad!)

	riigi	kohaliku
1. Nad andsid meile õigusliku aluse tegevuseks		
2. Nad reguleerivad meie tegevusi		
3. Nad annavad meile administratiivseid juhiseid		
4. Me toetame nende poliitikate ja eelarve kujundamist		
5. Me vahetame nendega informatsiooni meie valdkonna olukorrast		
6. Me toetame nende poliitikate elluviimist		
7. Me saadame oma esindajaid nende komisjonidesse		
8. Me jälgime nende poliitikat ja selle elluviimist		
9. Me anname pensionile läinud valitsusametnikele töökohti		

Q18. Kui teie organisatsioon esitab “otseselt” palve riiklikule institutsioonile/kohalikule omavalitsusele, kui tihti Te järgnevate inimestega kontakteerute (telefoni teel, personaalse visiidi teel jne)? Palun võrrelge olukorda praegu ja viis aastat tagasi.

5. Väga tihti 4. Pigem tihti 3. Mõnikord 2. Harva 1. Mitte kunagi

	Täna					5 aastat tagasi				
1. Ministrid või kõrgemad ametnikud	5	4	3	2	1	5	4	3	2	1
2. Ministeeriumite madalamad ametnikud	5	4	3	2	1	5	4	3	2	1
3. Linnapea/vallavanem	5	4	3	2	1	5	4	3	2	1
4. Kohaliku omavalitsuse osakonnajuhatajad kõrgemad ametnikud	5	4	3	2	1	5	4	3	2	1

Q19. Kui tihti Te palute järgenevatel isikutel esitada palveid valitsusele teie eest? Palun valige vastus, mis kõige paremini vastab Teie organisatsiooni tegevustele. Palun võrrelda olukorda praegu ja viis aastat tagasi.

5. Väga tihti 4. Pigem tihti 3. Mõnikord 2. Harva 1. Mitte kunagi

riigi	Täna					5 aasta tagasi				
1. Riigikogu liikmetel elukohajärgsest valimisringkonnast	5	4	3	2	1	5	4	3	2	1
2. Riigikogu liikmetel teistest valimisringkondadest	5	4	3	2	1	5	4	3	2	1
3. 3. Linnapeal/vallavanemal või täidesaatvatel	5	4	3	2	1	5	4	3	2	1
4. Kohaliku volikogu liikmetel	5	4	3	2	1	5	4	3	2	1
5. Euroopa Parlamendi liikmetel	5	4	3	2	1	5	4	3	2	1
6. Euroopa Liidu institutsioonidel	5	4	3	2	1	5	4	3	2	1

Kohaliku	Täna					5 aasta tagasi				
1. Kohaliku volikogu liikmete	5	4	3	2	1	5	4	3	2	1
2. Riigikogu liikmetel	5	4	3	2	1	5	4	3	2	1
3. Euroopa Parlamendi liikmetel	5	4	3	2	1	5	4	3	2	1
4. Euroopa Liidu struktuuridel	5	4	3	2	1	5	4	3	2	1
5. Kohalikel mõjuvõimsatel inimestel	5	4	3	2	1	5	4	3	2	1

Q20. Kui tihti Teie organisatsioon esitab palve alljärgnevatele erakondadele? Palun valige variant, mis kõige paremini vastab Teie organisatsiooni tegevusele praegusel hetkel ja viis aastat tagasi.

5. Väga tihti 4. Pigem tihti 3. Mõnikord 2. Harva 1. Mitte kunagi

	Täna					5 aasta tagasi				
1. Eesti Reformierakond	5	4	3	2	1	5	4	3	2	1
2. Eesti Keskerakond	5	4	3	2	1	5	4	3	2	1
3. Isamaa ja Res Publica Liit	5	4	3	2	1	5	4	3	2	1
4. Sotsiaaldemokraatlik Erakond	5	4	3	2	1	5	4	3	2	1
5. Eestimaa Rohelised	5	4	3	2	1	5	4	3	2	1
6. Eestimaa Rahvaliid	5	4	3	2	1	5	4	3	2	1
7. Eesti Kristlikud Demokraadid	5	4	3	2	1	5	4	3	2	1
8. Vabariiklik Partei	5	4	3	2	1	5	4	3	2	1
9. Eesti Iseseisvuspartei	5	4	3	2	1	5	4	3	2	1
10. Eestimaa Ühendatud Vasakpartei	5	4	3	2	1	5	4	3	2	1

11.Vene Erakond	5	4	3	2	1	5	4	3	2	1
-----------------	---	---	---	---	---	---	---	---	---	---

Q21. Kui tihti on Teie organisatsiooni poole pöördunud alljärgnevad inimesed/organisatsioonid seoses Teie organisatsiooni tegevusega? Võrrelge olukorda praegusel hetkel ja viis aastat tagasi.

5. Väga tihti 4. Pigem tihti 3. Mõnikord 2. Harva 1. Mitte kunagi

	Täna					5 aasta tagasi				
1. Riigikogu liikmed	5	4	3	2	1	5	4	3	2	1
2. Vabariigi Valitsus	5	4	3	2	1	5	4	3	2	1
3. Kohalike volikogude liikmed	5	4	3	2	1	5	4	3	2	1
4. Kohalike omavalitsuste liikmed	5	4	3	2	1	5	4	3	2	1
5. Euroopa Parlamendi liikmed	5	4	3	2	1	5	4	3	2	1
6. Euroopa institutsioonid	5	4	3	2	1	5	4	3	2	1

Q.22 Mil määral usaldab Teie organisatsioon järgnevaid gruppe/isikuid/organisatsioone seoses Teie huvide eest seismisega? Võrrelge hetke seisuga ja olukorda viis aastat tagasi.

5. Väga usaldab 4. Pigem usaldab 3. Mõnevõrra usaldab 2. Eriti ei usalda 1. Ei usalda ü

	Täna					5 aasta tagasi				
1. Kodanikud, avalik arvamus	5	4	3	2	1	5	4	3	2	1
2. Meedia	5	4	3	2	1	5	4	3	2	1
3. Political parties	5	4	3	2	1	5	4	3	2	1
4. Riigikogu liikmed	5	4	3	2	1	5	4	3	2	1
5. Vabariigi Valitsus	5	4	3	2	1	5	4	3	2	1
6. Kohalike volikogude liikmed	5	4	3	2	1	5	4	3	2	1
7. Linnapead/vallavanemad	5	4	3	2	1	5	4	3	2	1
8. Kohtud	5	4	3	2	1	5	4	3	2	1
9. Euroopa Liidu struktuurid	5	4	3	2	1	5	4	3	2	1
10. Euroopa Parlament	5	4	3	2	1	5	4	3	2	1
11. Rahvusvahelised institutsioonid	5	4	3	2	1	5	4	3	2	1
12. Teadlased, eksperdid	5	4	3	2	1	5	4	3	2	1

Q23. Millisel määral on Teie organisatsioon rahul riikliku/kohaliku omavalitsuse poliitikaga?

5. Väga rahul 4. Pigem rahul 3. Mõnevõrra rahul 2. Mitte väga rahul 1. Üldse mitte

	Täna				
1. Riiklik poliitika üldiselt	5	4	3	2	1
2. Kohalik poliitika üldiselt	5	4	3	2	1
3. Euroopa Liidu poliitika üldiselt	5	4	3	2	1
4. Riiklik poliitika, mis puudutab Teie organisatsiooni	5	4	3	2	1
5. Kohalik poliitika, mis puudutab Teie organisatsiooni	5	4	3	2	1
6. Euroopa Liidu poliitika, mis puudutab Teie organisatsiooni	5	4	3	2	1

Q24. Kas on mõni katusorganisatsioon, mis esindab Teie organisatsiooni huve riiklikul tasandil?

1. Jah, organisatsiooni nimi on _____
2. Ei

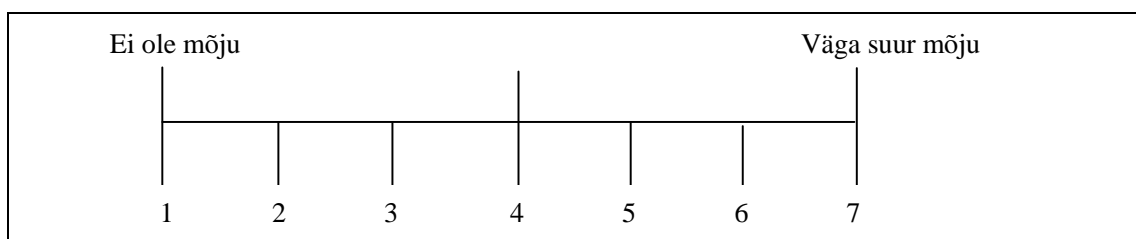
Q25. Kui vastasite "jah" küsimusele Q24, siis kui suur mõju on Teie meelet sellel organisatsioonil Eesti poliitikas üldiselt ?

"Ei ole mõju

Väga suur mõju

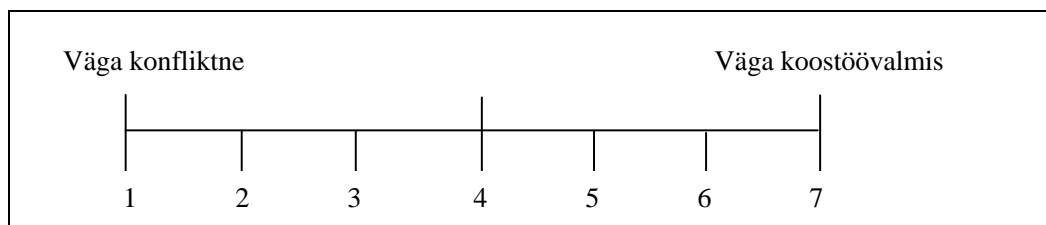


Q26. Millisel määral mõjutavad Teie meelet järgnevad organisatsioonid poliitikat Eestis? Poliitikas üldiselt ning Poliitikas, mis puudutab Teie organisatsiooni.



	Poliitikas üldiselt	Poliitikas, mis puudutab Teie organisatsiooni.
1. Põllumajanduslikud organisatsioonid		
2. Äritegevuse-, majandustegevuse- või tööandjate organisatsioonid		
3. Ametiühingud		
4. Haridusega tegelev organisatsioon		
5. Valitsuse või kohaliku omavalitsuse mõju all olev organisatsioon		
6. Sotsiaalhoolekande organisatsioonid		
7. Mingi eriala professionaalide liikmesorganisatsioonid		
8. Poliitlised organisatsioonid		
9. Kogukonnaühendus, selts		
10. Kultuuri- või akadeemilised organisatsioonid		
11. Rekreatsiooni-, vabaaja ja spordiorganisatsioonid		
12. Religioossed organisatsioonid		
13. Keskkonnaorganisatsioonid		
14. Korterite vm ühistu		
15. Opositsioonierakonnad		
16. Koalitsioonierakonnad		
17. Riigikogu		
18. Vabariigi valitsus		
19. Kohtud		
20. Kohalikud volikogud		
21. Kohalikud omavalitsused		
22. Maavalitsused		
23. Politsei		
24. Organiseeritud kuritegevus		
25. Meedia		
26. Äriettevõtted		
27. Teiste riikide valitsused		
28. Rahvusvahelised organisatsioonid		
29. Euroopa Liidu institutsioonid		
30. Euroopa Parlament		

Q27. Kuidas Teie organisatsioon kirjeldab seotust järgnevate gruppidega?



1. Põllumajanduslikud organisatsioonid	
2. Äritegevuse-, majandustegevuse- või tööandjate organisatsioonid	
3. Ametiühingud	
4. Haridusega tegelev organisatsioon	
5. Valitsuse või kohaliku omavalitsuse mõju all olev organisatsioon	
6. Sotsiaalhoolekande organisatsioonid	
7. Mingi eriala professionaalide liikmesorganisatsioonid	
8. Poliitlised organisatsioonid	
9. Kogukonnaühendus, selts	
10. Kultuuri- või akadeemilised organisatsioonid	
11. Rekreatsiooni-, vabaaja ja spordiorganisatsioonid	
12. Religioossed organisatsioonid	
13. Keskkonnaorganisatsioonid	
14. Korterite vm ühistu	
15. Opositsioonierakonnad	
16. Koalitsioonierakonnad	
17. Riigikogu	
18. Vabariigi valitsus	
19. Kohtud	
20. Kohalikud volikogud	
21. Kohalikud omavalitsused	
22. Maavalitsused	
23. Politsei	
24. Organiseeritud kuritegevus	
25. Meedia	
26. Äriettevõtted	
27. Teiste riikide valitsused	
28. Rahvusvahelised organisatsioonid	
29. Euroopa Liidu institutsioonid	
30. Euroopa Parlament	

Q28. Millised on olnud Teie meelest kõige efektiivsemad juurdepääsu punktid Teie organisatsiooni huvide taotlemisel? Palun märkige efektiivsuse järjekorras esimene, teine ja kolmas.

	Erakonnad (Riigikogu või kohalikul tasandil)	Valitsused	Kohtud
Täna			
5 aasta tagasi			

C. Rääkige oma organisatsiooni tegevustest

Q29. Kui tihti on Teie organisatsiooni mainitud meedias viimase kolme aasta jooksul? (kordade arv)

Q30. Kui tihti viib Teie organisatsioon läbi järgnevaid tegevusi laiemal avalikkuse jaoks?

5. Väga tihti 4. Pigem tihti 3. Mõnikord 2. Harva 1. Mitte kunagi

1. Arutlused/tööseminarid, väiksem koosviibimine	5	4	3	2	1
2. Avalikud arutelud, foorumid	5	4	3	2	1
3. Uudiskirjad	5	4	3	2	1
4. Varustab informatsiooniga läbi interneti	5	4	3	2	1

Q31. Kas Teie organisatsioon on toetanud kandidaate alljärgnevatest erakondadest viimastel valimistel?

	2003 Riigikogu valimised	2007 Riigikogu valimised
1. Eesti Reformierakond		
2. Eesti Keskerakond		
3. Isamaa and Res Publica Liit		
Ühendus Vabariigi Eest - Res Publica (2003)		
Erakond Isamaaliit (2003)		
4. Sotsiaaldemokraatlik Erakond (Rahvaerakond Mõõdukad in 2003)		
5. Eestimaa Rohelised		
6. Eestimaa Rahvaliit		
7. Eesti Kristlikud Demokraadid Eesti Kristlik Rahvapartei(2003)		
8. Vabariiklik Partei (Eestimaa Ühendatud Rahvapartei in 2003)		
9. Eesti Iseseisvuspartei		
10.Eestimaa Ühendatud Vasakpartei (Eesti Sotsiaaldemokraatlik Tööpartei in 2003)		
11.Vene Erakond Eestis		

**Q32. Milliste erakondadega üritaksite te kontakteeruda enne järgmisi valimisi?
Palun märkige kõik sobivad variandid.**

1. Eesti Reformierakond
2. Eesti Keskerakond
3. Isamaa ja Res Publica Liit
4. Sotsiaaldemokraatlik Erakond
5. Eestimaa Rohelised
6. Eestimaa Rahvaliit
7. Eesti Kristlikud Demokraadid
8. Vabariiklik Partei
9. Eesti Iseseisvuspartei
10.Eestimaa Ühendatud Vasakpartei
11.Vene Erakond
12.Muu, täpsustage

Q33. Kui tihti Teie organisatsioon teeb Riigikogu/ kohalike valimiste eel järgnevaid tegevusi? Palun võrrelge hetke seisuga olukorda viis aastat tagasi.

5. Väga sageli 4. Pigem sageli 3. Mõnikord 2. Harva 1. Mitte kunagi

Riigikogu valimiste eel	Täna					5 aasta tagasi				
	5	4	3	2	1	5	4	3	2	1
1. Julgustame liikmeid hääletama mõne kindla kandidaadi ja/või erakonna poolt	5	4	3	2	1	5	4	3	2	1
2. Julgustame liikmeid, et nad esitaksid üldsusele palve hääletada mingi kindla kandidaadi ja/või erakonna poolt	5	4	3	2	1	5	4	3	2	1
3. Oleme toetanud rahaliselt mingit kindlat kandidaati ja/või erakonda	5	4	3	2	1	5	4	3	2	1
4. Oleme varustanud personaliga mingit kindlat kandidaati ja/või erakonda	5	4	3	2	1	5	4	3	2	1
5. Julgustame liikmeid astumaks erakondade kandidaatideks	5	4	3	2	1	5	4	3	2	1
6. Osaleme kandidaatide valikus	5	4	3	2	1	5	4	3	2	1

Kohalike valimiste eel	Täna					5 aasta tagasi				
	5	4	3	2	1	5	4	3	2	1
1. Julgustame liikmeid hääletama mõne kindla kandidaadi ja/või erakonna poolt	5	4	3	2	1	5	4	3	2	1
2. Julgustame liikmeid, et nad esitaksid üldsusele palve hääletada mingi kindla kandidaadi ja/või erakonna poolt	5	4	3	2	1	5	4	3	2	1
3. Oleme toetanud rahaliselt mingit kindlat kandidaati ja/või erakonda	5	4	3	2	1	5	4	3	2	1
4. Oleme varustanud personaliga mingit kindlat kandidaati ja/või erakonda	5	4	3	2	1	5	4	3	2	1
5. Julgustame liikmeid astumaks erakondade kandidaatideks	5	4	3	2	1	5	4	3	2	1
6. Osaleme kandidaatide valikus	5	4	3	2	1	5	4	3	2	1

Q34. Kas Teie organisatsioon võtab osa mingitest tegevustest perioodil, mil riiklik või kohalik valitsus koostab oma eelarvet? Palun võrrelda hetkeseisu ja aega viis aastat tagasi.

	【Riiklik eelarve】		【Kohalik eelarve】	
	Praegu	5 aasta tagasi	Praegu	5 aasta tagasi
1. Jah	<input type="checkbox"/>	<input type="checkbox"/>	<input type="checkbox"/>	<input type="checkbox"/>
2. Ei	<input type="checkbox"/>	<input type="checkbox"/>	<input type="checkbox"/>	<input type="checkbox"/>

Q35. Kui tihti Teie organisatsioon teeb järgnevaid tegevusi esitades palveid või nõudmisi valitsusele, et saavutada edu oma tegevusvaldkonnas?

5. Väga sageli 4. Pigem sageli 3. Mõnikord 2. Harva 1. Mitte kunagi

1. Allkirjade kogumine	5	4	3	2	1
2. Demonstratsioonid, streigid	5	4	3	2	1
3. Avalik arvamuse avaldamine	5	4	3	2	1
4. Võtab osa avalikest aruteludest	5	4	3	2	1
5. Palub liikmetel saata kirju/e-maile või helistada valitsusasutustesse	5	4	3	2	1
6. Moodustab liite teiste organisatsioonidega	5	4	3	2	1
7. Korraldab pressikonverentse	5	4	3	2	1
8. Osaleb seaduseelnõude koostamisel	5	4	3	2	1
9. Varustab meediat informatsiooniga	5	4	3	2	1
10. Avaldab arvamust meedias	5	4	3	2	1
11. Varustab tehnilise informatsiooniga, ekspertiisidega	5	4	3	2	1
12. Saadab eksperte nõuandvatesse kogudesse komisjonidesse	5	4	3	2	1
13. Võtab ühendust kohaliku omavalitsusega	5	4	3	2	1
14. Võtab ühendust kohaliku volikoguga	5	4	3	2	1
15. Võtab ühendust koalitsioonierakondadega	5	4	3	2	1
16. Võtab ühendust opositsioonierakondadega	5	4	3	2	1
17. Võtab ühendust Riigikogu liikmetega	5	4	3	2	1
18. Võtab ühendust Euroopa Liidu institutsioonidega	5	4	3	2	1
19. Võtab ühendust Euroopa Parlamendiga	5	4	3	2	1
20. Võtab ühendust kellegagi, kel on mõjuvõim erakondades/poliitikas	5	4	3	2	1
21. Esitab avaldusi Euroopa Parlamendile/kaebusi Euroopa Kohtule	5	4	3	2	1

Q36. Kas Teie organisatsioonil on õnnestunud riigi/ kohalikul tasandil korda saata Teie jaoks mõne olulise seaduse ellu viimine, mõne plaani elluviimise peatamine või mõne muu tegevuskava peatamine?

1. Jah, on õnnestunud 2. Ei ole õnnestunud

	riigi tasandil	kohalikul tasandil
Edukalt rakendatud		
Edukalt muudetud/peatatud		

D. Küsimused Teie organisatsiooni ja liikmete kohta

Q37. Kui tihti Teie organisatsiooni liikmed võtavad osa Teie järgnevatest tegevustest?

5. Väga sageli 4. Pigem sageli 3. Mõnikord 2. Harva 1. Mitte kunagi

1. Võtavad osa juhtimisest või otsuste vastu võtmisest	5	4	3	2	1
2. Võtavad osa organisatsiooni üritustest	5	4	3	2	1
3. Maksavad liikmemaksu ja teevad annetusi	5	4	3	2	1

Q38. Kui tihti Teie organisatsiooni liikmed omavahel suhtlevad?

5. Väga sageli 4. Pigem sageli 3. Mõnikord 2. Harva 1. Mitte kunagi

1. Jutuajamised ja arutlused liikmete ja juhatuse vahel	5	4	3	2	1
2. Jutuajamised ja arutlused liikmete seas	5	4	3	2	1
3. Kontakteezumise elektronposti teel	5	4	3	2	1
4. Kodulehekülje vahendusel	5	4	3	2	1

Q39. Kuivõrd alljärgnevad väited kehtivad teie organisatsiooni kohta?

5. Väga sageli 4. Pigem sageli 3. Mõnikord 2. Harva 1. Mitte kunagi

1. Organisatsiooni juhitakse põhikirja alusel	5	4	3	2	1
2. Otsused organisatsioonis püütakse vastu võtta liikmete üksmeelel, konsensuse alusel	5	4	3	2	1
3. Organisatsiooni tegevus on lahutamatu selle looja ideedest	5	4	3	2	1
4. Organisatsiooni tegevus järgib sama ideed, mis oli asutamisel	5	4	3	2	1
5. Organisatsiooni juhataja esitab probleemidele lahendusi	5	4	3	2	1
6. Kui liikmete vahel on lahkarvamusi, siis võtame palju aega	5	4	3	2	1

arutlusteks					
7. Liikmed saavad organisatsiooni eesmärkidest ja põhimõtetest hästi aru	5	4	3	2	1
8. Liikmed jagavad ühist infot organisatsiooni sees	5	4	3	2	1

Q40. Kui suurel protsendil Teie organisatsiooni töötajatest on kõrgharidus ? (Arvestage ka neid, kes praegu ülikoolis õpivad). Palun kirjutage umbkaudne arv.

Q41. Kes on teie eraisikutest liikmed ameti poolest? Palun märkige protsentidega.

A. Põllumajanduses, kalanduses ja metsanduses töötavad isikud	%
B. Tööandjad, ettevõtjad	%
C. Töövõtjad	%
D. Oskustöölised	%
E. Pensionärid	%
F. Koduperenaised	%
G. Õpilased	%
H. Muu(d), täpsustage: _____	%

Q42. Kui suur on Teie organisatsiooni sissetulekud aastas?

A. Liikmetasud	EEK
B. Valitsusasutuste toetused	EEK
C. Ise teenitud tulu	EEK
D. Annetused	EEK
E. Avalike teenuste osutamisest	EEK
F. Muu(d), täpsustage: _____	EEK

Q43. Mis on Teie enda hariduslik taust?

- | | |
|-----------------|----------------------|
| 1. Põhiharidus | 4. Bakalaureusekraad |
| 2. Keskkharidus | 5. Magistrikraad |
| 3. Kutseharidus | 6. Doktorikraad |

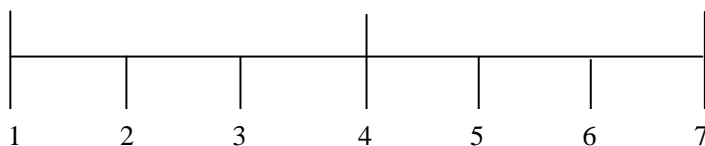
Q44. Kas Teil on isiklik suhe järgnevatega? Palun valige kõik sobivad.

1. Mõne tööandjate organisatsiooni juhatusega
2. Mõne ametiühingu juhatusega
3. Teiste ühiskondlike rganisatsioonide juhatusega
4. Erakondade juhatusega
5. Kohalike omavalitsuste kõrgemate ametnikega
6. Riigikogu liikmetega
7. Kohalike omavalitsuse volikogude liikmetega
8. Meediaga
9. Teadlaste, spetsialistidega

Q45. Kas hindaksite end liberaalseks või konservatiivseks? Palun valige üks number allolevalt skaalalt.

Liberaalne

Konservatiivne



Q7. Which classification best describes your organization? (Please choose only one!)

- | | |
|---|--|
| 1. Agricultural organization | 8. Political or public affairs organization |
| 2. Economic, business, or employers' organization | 9. Community organization |
| 3. Trade(labor) organization | 10. Academic or cultural organization |
| 4. Educational organization | 11. Recreational, leisure or sport organization |
| 5. Governmental or administration-related organizations | 12. Religious organization |
| 6. Social welfare organization | 13. Environmental organization |
| 7. Professional membership organization | 14. Management of dwellings and apartment houses |
| | 15. Other, Specify: _____ |

Q8. In which policy fields is your organization active? (Please circle all that apply and choose the one that is the most important to your group.)

1. Fiscal policies
2. Central bank's financial policies
3. Commercial and international trade policies
4. Industrial promotion policies
5. Construction and public works policies
6. Transportation and traffic policies
7. Communications and information policies
8. Scientific technology and research development
9. Local/regional development
10. Diplomatic policies and international cooperation
11. National security and defense policies
12. Crime prevention
13. Justice and human rights
14. Education
15. Gender equality
16. Local government's administrative policies
17. Labor unions and labor policies

The most important field

18. Agriculture, fishery and forestry policies
19. Consumer protection
20. Environmental, energy or natural resources policies
21. Healthcare, welfare, medical policies
22. International exchange, cooperation, aid policies
23. Academic, cultural, art, sport and leisure policies
24. Support of other civil society organizations
25. Other, specify:_____.

Q9. What are the main purposes and activities of your organization? Please circle all that apply.

1. Providing information to members
2. Pursuing economic profit for members
3. Protecting the standard of living and rights of members
4. Providing education and training opportunities for members
5. Assisting members to receive funds and benefits from the government
6. Providing members with administrative help in obtaining licenses or receiving contracts
7. Making appeals or requests to the government (Proposal, lobbying, Protest etc))
8. Preparing and distributing information to the public
9. Providing policy recommendations based on the group's expertise to nonmember individuals/ groups/ organizations
10. Educating the public to achieve public goals
11. Providing other groups or individuals with funds
12. Providing services to the public for a fee
13. Providing services to the public free of charge
14. Others, specify:_____

Q10. Does your group have a legal form? If so, please write the type of legal form you have

1. Yes, the legal form is _____.
2. No, we don't have the legal form.

Q11. In which geographic area does your organization conduct its activities?

- | | |
|--|------------------------|
| 1. Local level (town, parish) | 5. EU level |
| 2. Regional level (county) | 6. International level |
| 3. Several regional (several counties) level | |
| 4. National level | |

Q12. When policy problems occur in the 'geographic area' indicated in Q11, how much influence does your organization have in solving these problems?

- 1. Extensive influence
- 2. Some influence
- 3. A little influence
- 4. Almost no influence
- 5. No influence

Q13. To what extent does your organization agree with the following statements?

- 5. Agree
- 4. Rather agree
- 3. Neither agree nor disagree
- 2. Rather disagree
- 1 Disagree

1. The most important evaluation basis for the government is policy efficiency	5	4	3	2	1
2. In public administration, attracting interest groups is more important than efficiency of top-down decision making	5	4	3	2	1
3. Income equality is one of the important goals of the government	5	4	3	2	1
4. The smaller the government intervention in economy, the better	5	4	3	2	1
5. The government provides too much financial aid to inefficient sectors	5	4	3	2	1
6. Leveling the economic gap among regions is an important task of the government	5	4	3	2	1
7. Environment is more important than economic growth	5	4	3	2	1
8. People should have more opportunities to participate in decision-making process of local/national government.	5	4	3	2	1
9. It is inevitable that some individual rights are limited for the sake of national security.	5	4	3	2	1
10. Some authorities of the national government should be transferred to local government	5	4	3	2	1
11. Government policies reflect public opinion	5	4	3	2	1
12. Companies should make contributions to the development of society rather than just pursuing profits.	5	4	3	2	1

B Tell us about the relationship between your organization and other groups/organizations

Q14. Did your organization receive any support from other organization when you were established?

- 1. Yes, we received support from ()
- 2. No

Q15. Where does your organization receive information that is necessary for its activities? Please rank, in order of importance, three from the list below.

- | | First | Second | Third |
|---|--------------------------|--------------------------|--------------------------|
| 1. The national government, ministries | <input type="checkbox"/> | <input type="checkbox"/> | <input type="checkbox"/> |
| 2. Political parties | | | |
| 3. Local governments | | | |
| 4. Members of the Parliament | | | |
| 5. Members of local councils | | | |
| 6. The EU authorities | | | |
| 7. Members of the EU parliament | | | |
| 8. Scholars in the academia or professionals | | | |
| 9. Mass Media in general | | | |
| 10. Specialized newspapers/sources | | | |
| 11. Foreign governments | | | |
| 12. Foreign NGOs, think-tanks etc. | | | |
| 13. Other domestic organizations with similar interests | | | |
| 14. Members of your organization | | | |
| 15. Business companies | | | |
| 16. Others () | | | |

Q16. Does your organization have any contacts among the following types of individuals? Please circle all that apply.

1. Members of the parliament or government
2. Higher ranks of officials in ministries
3. Members of local councils
4. County governor/ town mayor or their deputies
5. Higher ranks of officials in the local government
6. Journalists from national media channels
7. Local journalists

Q17. How would you describe the relationship between your organization and the government? Check the applicable boxes for National and local government.

- | | National | Local |
|---|--------------------------|--------------------------|
| 1. They authorized our legal status | <input type="checkbox"/> | <input type="checkbox"/> |
| 2. They regulate our activities | <input type="checkbox"/> | <input type="checkbox"/> |
| 3. They give us some administrative guidance | <input type="checkbox"/> | <input type="checkbox"/> |
| 4. We support their policymaking and budget activities | <input type="checkbox"/> | <input type="checkbox"/> |
| 5. We exchange information with them regarding our field | <input type="checkbox"/> | <input type="checkbox"/> |
| 6. We support implantation of their policies | <input type="checkbox"/> | <input type="checkbox"/> |
| 7. Sending our members to commissions | <input type="checkbox"/> | <input type="checkbox"/> |
| 8. We monitor their policies/implementation of policies | <input type="checkbox"/> | <input type="checkbox"/> |
| 9. We provide positions to their retired government officials | <input type="checkbox"/> | <input type="checkbox"/> |

Q18. When your organization makes requests “directly” to the governments, how often do you approach the following people (by personal visit, phone calls, etc.)? Compare today and 5 years ago

5. Very frequently 4. Rather frequently 3. Sometimes 2. Rarely 1. Never

	Today					5 years ago				
	5	4	3	2	1	5	4	3	2	1
1. Ministers or higher ranks of officials	5	4	3	2	1	5	4	3	2	1
2. Lower ranks of officials in ministries	5	4	3	2	1	5	4	3	2	1
3. Mayor/Governor	5	4	3	2	1	5	4	3	2	1
4. Department chiefs or higher ranks of officials in the local government	5	4	3	2	1	5	4	3	2	1

Q19. How often does your group ask the following people to make requests for you “indirectly” to the government? Compare today and 5 years ago.

5. Very frequently 4. Rather frequently 3. Sometimes 2. Rarely 1. Never

To the national government	Today					5 years ago				
1. Members of Parliament from your electoral district	5	4	3	2	1	5	4	3	2	1
2. Members of Parliament from other electoral districts	5	4	3	2	1	5	4	3	2	1
3. Mayor/ Governor or executives of the local government	5	4	3	2	1	5	4	3	2	1
4. Members of local council	5	4	3	2	1	5	4	3	2	1
5. Members of the European Parliament	5	4	3	2	1	5	4	3	2	1
6. EU institutions	5	4	3	2	1	5	4	3	2	1

To the local government	Today					5 years ago				
1. Members of local councils	5	4	3	2	1	5	4	3	2	1
2. Members of Parliament	5	4	3	2	1	5	4	3	2	1
3. Members of the European Parliament	5	4	3	2	1	5	4	3	2	1
4. EU institutions	5	4	3	2	1	5	4	3	2	1
5. Local influential persons	5	4	3	2	1	5	4	3	2	1

Q20. When your organization makes requests to political parties listed below, how often do you approach the following parties? Compare today and 5 years ago.

5. Very frequently 4. Rather frequently 3. Sometimes 2. Not rarely 1. Never

	Today					5 years ago				
1. Estonian Reform Party	5	4	3	2	1	5	4	3	2	1
2. Estonian Centre Party	5	4	3	2	1	5	4	3	2	1
3. Union of Pro Patria and Res Publica	5	4	3	2	1	5	4	3	2	1
4. Social Democratic Party	5	4	3	2	1	5	4	3	2	1
5. Estonian Greens	5	4	3	2	1	5	4	3	2	1
6. People's Union of Estonia	5	4	3	2	1	5	4	3	2	1
7. Party of Estonian Christian Democrats	5	4	3	2	1	5	4	3	2	1
8. Republican Party	5	4	3	2	1	5	4	3	2	1
9. Estonian Independence Party	5	4	3	2	1	5	4	3	2	1
10. Estonian United Left Party	5	4	3	2	1	5	4	3	2	1
11. Russian Party in Estonia	5	4	3	2	1	5	4	3	2	1

Q21. How often is your organization approached by the following individuals/ organizations regarding issues concerning your activities? Compare today and 5 years ago.

5. Very frequently 4. Rather frequently 3. Sometimes 2. Rarely 1. Never

	Today					5 years ago				
1. Members of Parliament	5	4	3	2	1	5	4	3	2	1
2. The national Government	5	4	3	2	1	5	4	3	2	1
3. Members of local councils	5	4	3	2	1	5	4	3	2	1
4. Members of local governments	5	4	3	2	1	5	4	3	2	1
5. Members of the EU parliament	5	4	3	2	1	5	4	3	2	1
6. EU institutions	5	4	3	2	1	5	4	3	2	1

Q.22 Generally speaking, how much does your organization trust the following individuals/groups/organizations to represent the interests of your organization? Compare today and 5 years ago.

5. Very trustful 4. Rather trustful 3. Somewhat trustful 2. Not very trustful 1. Not at all

	Today					5 years ago				
1. Citizens, public opinion	5	4	3	2	1	5	4	3	2	1
2. Mass media	5	4	3	2	1	5	4	3	2	1
3. Political parties	5	4	3	2	1	5	4	3	2	1
4. Members of the parliament	5	4	3	2	1	5	4	3	2	1
5. The national government	5	4	3	2	1	5	4	3	2	1
6. Members of local councils	5	4	3	2	1	5	4	3	2	1
7. Mayors/ county governors	5	4	3	2	1	5	4	3	2	1
8. The courts	5	4	3	2	1	5	4	3	2	1
9. The EU authorities	5	4	3	2	1	5	4	3	2	1
10. The European parliament	5	4	3	2	1	5	4	3	2	1
11. International institutions	5	4	3	2	1	5	4	3	2	1
12. Scientists/experts	5	4	3	2	1	5	4	3	2	1

Q23. How satisfied is your group with policies of national/local government?

5. Very satisfied 4. Rather satisfied 3. Somewhat satisfied
2. Not very satisfied 1. Not at all

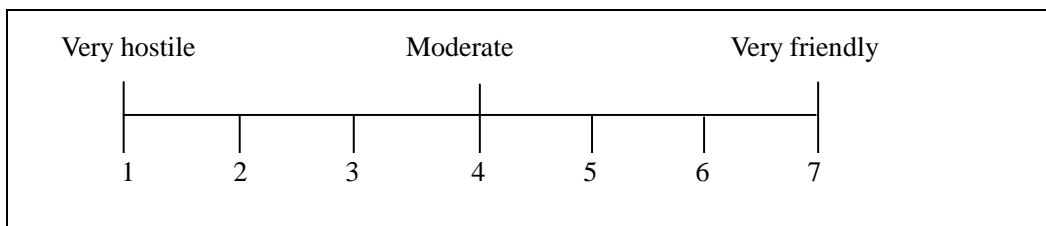
	Today				
1. National policies in general	5	4	3	2	1
2. Local policies in general	5	4	3	2	1
3. The EU policies in general	5	4	3	2	1
4. National policies regarding your group	5	4	3	2	1
5. Local policies regarding your group	5	4	3	2	1
6. The EU policies regarding your group	5	4	3	2	1

Q24. Is there an organization that represents interests of your organization at the national level?

1. Yes (the name of organization)
2. No

18.The central government		
19.The Courts		
20.Local Councils		
21.The local governments		
22.County governments		
23.Police		
24.Organized crime		
25.Mass media		
26.Business companies		
27.Foreign governments		
28.International organizations		
29.EU institutions		
30.EU parliament		

**Q27. How does your organization describe your relationship with the following groups?
Rate the following groups on a scale of from 1 to 7 in terms of cooperation.**



1. Agricultural organizations	
2. Economic, business, or employers' organizations	
3. Trade(labor) organizations	
4. Educational organizations	
5. Governmental or administration-related organizations	
6. Social welfare organizations	
7. Professional membership organizations	
8. Political or public affairs organizations	
9. Community organizations	
10.Cultural or academic organizations	
11.Recreational, leisure or sport organizations	
12.Religious organizations	
13.Environmental organizations	
14.Management of dwellings and apartment houses	
15.Opposition parties	

16.Coalition parties	
17.The Parliament	
18.The national government	
19.The Courts	
20.Local councils	
21.The local governments	
22.County governors	
23.Police	
24.Organized crime	
25.Mass media	
26.Business companies	
27.Foreign governments	
28.International organizations	
29.EU institutions	
30.The EU parliament	

Q28. Which do you think have been the most effective access points in pursuing your organization’s interests? Mark "1" for the most effective and "2" for the second most effective access point with “3” for the last point.

	Political Parties (National or local level)	The governments	The courts
Today			
5 years ago			

C. Tell us about your organization’s activities

Q29. How often was your organization mentioned in media in the last three years?

Q30. How often does the group do the following activities for the general public?

5. Very frequently 4. Rather frequently 3. Somewhat frequently 2. Not often 1. Never

1. Discourses/study groups, small session	5	4	3	2	1
2. Public discussions/forums	5	4	3	2	1
3. Publication of newsletters	5	4	3	2	1
4. Providing information through the internet	5	4	3	2	1

Q31. Has your organization supported candidates of any of the following parties in recent elections? Check the appropriate boxes

	2003 Parliament Election	2007 Parliament Election
1. Estonian Reform Party		
2. Estonian Centre Party		
3. Union of Pro Patria and Res Publica (Union for the Republic – Res Publica in 2003)		
(Pro Patria Union in 2003)		
4. Social Democratic Party (People’s Party Moderates in 2003)		
5. Estonian Greens		
6. People's Union of Estonia		
7. Party of Estonian Christian Democrats		
8. Republican Party (United People’s party in 2003)		
9. Estonian Independence Party		
10. Estonian United Left Party (Estonian Social Democratic Labour Party in 2003)		
11. Russian Party in Estonia		

Q32. Would you try to contact any of the following political parties before the next election? Please circle all that apply.

- | | |
|--|---------------------------------------|
| 1. Estonian Reform Party | 7. Estonian Christian Democrats Party |
| 2. Estonian Centre Party | 8. Republican Party |
| 3. Union of Pro Patria and Res Publica | 9. Estonian Independence Party |
| 4. Social Democratic Party | 10. Estonian United Left Party |
| 5. Estonian Greens | 11. Russian Party in Estonia |
| 6. People's Union of Estonia | 12. Others, specify: _____ |

Q33. During national and local elections, how often does your organization do the following actions? Compare today and 5 years ago.

5. Very frequently 4. Rather frequently 3. Somewhat frequently 2. Not often 1. Never

National Elections	Today					5 years ago				
	5	4	3	2	1	5	4	3	2	1
1. Encourage members to vote for a particular candidate and/or political party	5	4	3	2	1	5	4	3	2	1
2. Encourage members to appeal to the general public to vote for a particular candidate and/or political party	5	4	3	2	1	5	4	3	2	1
3. Make financial contributions to a particular candidate and/or political party	5	4	3	2	1	5	4	3	2	1
4. Provide some staff to a particular candidate and/or political party	5	4	3	2	1	5	4	3	2	1
5. Encourage members to become a political party candidate	5	4	3	2	1	5	4	3	2	1
6. Participate in the selection of candidates	5	4	3	2	1	5	4	3	2	1

Local Elections	Today					5 years ago				
	5	4	3	2	1	5	4	3	2	1
1. Encourage members to vote for a particular candidate and/or political party	5	4	3	2	1	5	4	3	2	1
2. Encourage members to appeal to the general public to vote for a particular candidate and/or political party	5	4	3	2	1	5	4	3	2	1
3. Make financial contributions to a particular candidate and/or political party	5	4	3	2	1	5	4	3	2	1
4. Provide some staff to a particular candidate and/or political party	5	4	3	2	1	5	4	3	2	1
5. Encourage members to become a political party candidate	5	4	3	2	1	5	4	3	2	1
6. Participate in the selection of candidates	5	4	3	2	1	5	4	3	2	1

Q34. Does your organization engage in any actions, during the period when national or local government is drawing up its budget? Compare today and 5 years ago?

	【National budget】		【Local budget】	
1. Yes	Present	5 years ago	Present	5 years ago
2. No	<input type="checkbox"/>	<input type="checkbox"/>	<input type="checkbox"/>	<input type="checkbox"/>

Q35. How often does your organization do the following actions when it makes requests or appeals to the government to achieve your political demands?

5. Very frequently 4. Rather frequently 3. Somewhat frequently 2. Not often 1. Never

1. Collection of signatures	5	4	3	2	1
2. Demonstrations, strike	5	4	3	2	1
3. Public comment	5	4	3	2	1
4. Attend public meetings	5	4	3	2	1
5. Ask members to call or send letters/emails to the government	5	4	3	2	1
6. Building of action alliances with other groups	5	4	3	2	1
7. Organize press conference	5	4	3	2	1
8. Take part in drafting of legislative proposal	5	4	3	2	1
9. Provide mass media with information	5	4	3	2	1
10. Express opinion in mass media	5	4	3	2	1
11. Provide technical info, expertise	5	4	3	2	1
12. Send an expert to advisory boards	5	4	3	2	1
13. Contact local governments	5	4	3	2	1
14. Contact local councils	5	4	3	2	1
15. Contact coalition parties	5	4	3	2	1
16. Contact opposition parties	5	4	3	2	1
17. Contact members of the parliament	5	4	3	2	1
18. Contact the EU authorities	5	4	3	2	1
19. Contact the EU parliament	5	4	3	2	1
20. Contact someone who has influence on parties/politics	5	4	3	2	1
21. Petition to EU parliament/court	5	4	3	2	1

Q36. Has your organization ever succeeded in making the (national/local) governments enact, stop a plan to enact, or modify any specific policy or plan in the past?

1. Yes, we have experienced 2. No, we haven't

	National government level	Local government level
Successfully enacted		
Successfully stoped/modified		

D. Tell us about your group and members.

Q37. How often do members participate in the groups' activities?

5. Very frequently 4. Rather frequently 3. Somewhat frequently 2. Not often 1. Never

1. Get involved in management or decision-making	5	4	3	2	1
2. Participate in the events or activities of your organization	5	4	3	2	1
3. Pay membership fee and give donations	5	4	3	2	1

Q38. How often do members of your organization communicate with each other?

5. Very frequently 4. Rather frequently 3. Somewhat frequently 2. Not often 1. Never

1. Talks and discussions between members and directors	5	4	3	2	1
2. Talks and discussions among members	5	4	3	2	1
3. Contact via email mailing list	5	4	3	2	1
4. Contact via website	5	4	3	2	1

Q39. How applicable are the following statements to your group?

5. Pefectly 4. Rather 3. To some degree 2. Not quite 1. Never

1. The group is managed based on its rules	5	4	3	2	1
2. The group's decisions are made with members' consensus as much as possible	5	4	3	2	1
3. The group's activities are inseparable from the founder's ideas	5	4	3	2	1
4. Organization follows the same principles as when it was founded	5	4	3	2	1
5. The group's manager presents solutions to problems	5	4	3	2	1
6. If there is a disagreement among members, we spend lots of time in discussion	5	4	3	2	1
7. Members understand the groups' purposes and principles very well	5	4	3	2	1
8. Members share the information within the group	5	4	3	2	1

Q40. What percentages of members of your organizations have graduated from college? (Include those who are still in college). Give us an estimate.

Q41. What are the common occupations among your group members? Give us an estimate with %.

A. Agricultural, forestry, fisheries workers	%
B. Employers, Entrepreneurs	%
C. Employees	%
D. Professional Workers	%
E. Pensioners	%
F. Housewives	%
G. Students	%
H. Others, specify: _____	%

Q42. What are the source of the group's income?

A. Members' fees	EEK
B. Subsidies/Grants from the government	EEK
C. Revenues from its activities	EEK
D. Donations	EEK
E. Administration-related services transfer fees	EEK
F. Others, specify: _____	EEK

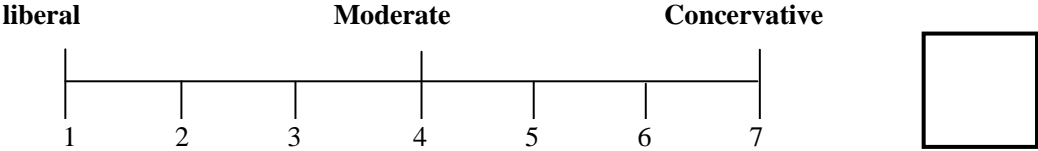
Q43. What is your level of education? Please choose only one.

- | | |
|----------------------------|----------------------|
| 1. Secondary school level | 4. Bachelor's degree |
| 2. High school graduation | 5. Master's degree |
| 3. Vocational School level | 6. Doctor's degree |

Q44. Your private relationship with. Please circle all that apply.

- Board of employer's associations
- Board of labor/trade associations
- Board of other civic organizations
- Board of political groups/parties
- Officials of higher ranks in the local government
- Members of the Parliament
- Members of local councils
- Mass media
- Scholars, specialists

Q45. How would you rate yourself between liberal and conservative? Please pick a number in the spectrum below .



編著者 辻中 豊 (Yutaka Tsujinaka)

1954年 大阪生まれ

1981年 大阪大学大学院法学研究科博士後期課程単位取得退学, 1996年 博士(法学)(京都大学)

現職 筑波大学大学院人文社会科学研究科教授、筑波大学学長補佐(国際連携担当)

Tel: 029-853-6289 Fax: 029-853-7454

E-mail: tsujinak@sakura.cc.tsukuba.ac.jp yutaka-tsujinaka.fu@u.tsukuba.ac.jp

主要著書

『戦後日本の圧力団体』(共著) 東洋経済新報社、1986年。

『利益集団』東京大学出版会、1988年。

Defending the Japanese State (with Peter J. Katzenstein), East Asia Program, Cornell University, 1991.

『ネオ・コーポラティズムの国際比較』(共著) 日本労働研究機構、1994年。

Comparing Policy Networks: Labor Politics in the U.S., Germany, and Japan (with David Knoke, Franz Urban Pappi, and Jeffrey Broadbent), University of Cambridge Press, 1996.

『日本の政治』(共著)(第2版)有斐閣、2001年。

『現代日本の市民社会・利益団体』木鐸社、2002年。

"From Developmentalism to Maturity: Japan's Civil Society Organizations in a Comparative Perspective," in Frank Schwartz / Susan Pharr (eds.), *The State of Civil Society in Japan*, Cambridge University Press, 2003, pp.83-115.

『現代韓国の市民社会・利益団体』木鐸社、2004年。

現代日本の自治会・町内会: 第一回全国調査にみる自治力・ネットワーク・ガバナンス』木鐸社、2009年

辻中豊・伊藤修一郎編『ローカル・ガバナンス』木鐸社、2010年。

2010年、辻中豊・森裕城編『現代社会集団の政治機能』木鐸社 2010年。

Tsujinaka, Yutaka . "Civil Society and Social Capital in Japan," in Anheier, H. and T. Stefan, eds., *International Encyclopedia of Civil Society*. Springer, 2010, pp. 252-259.

調査実施責任者 高木 大悟 (Daigo Takagi)

筑波大学大学院人文社会科学研究科博士課程

調査協力者 Dr. Andres Kasekamp

Director, Estonian Foreign policy Institute, Tallinn
& Professor, Department of Political Science, Tartu
University

E-mail: Andres.Kasekamp@ut.ee

分析責任者 崔 宰榮 (JaeYoung Choe)

1965年 韓国釜山生まれ

1997年 筑波大学大学院社会工学研究科
博士課程単位取得退学

2003年 博士(工学)(筑波大学)

現職 筑波大学大学院人文社会科学研究科准教授

Tel: 029-853-6044 Fax: 029-853-7454

E-mail: choe.jaeyoung.fu@u.tsukuba.ac.jp

コードブック制作担当者

崔 宰榮(前掲)

小橋 洋平(非常勤研究員)

団体の基礎構造に関する調査(エストニア) EE-JIGS コードブック 内部資料

2011年3月23日

編著者 辻中豊 / 発行者 辻中豊

発行所 筑波大学 (〒305-8571 茨城県つくば市天王台1-1-1)

Tel: 029-853-6289 Fax: 029-853-7454

印刷所 (株)いなもと印刷 (〒300-0007 茨城県土浦市板谷6丁目28-8)

Tel: 029-826-1221 Fax: 029-826-1080

