

RECEIVED: August 3, 2017

REVISED: October 25, 2017

ACCEPTED: November 10, 2017

PUBLISHED: November 28, 2017

Measurements of top-quark pair differential cross-sections in the lepton+jets channel in pp collisions at $\sqrt{s} = 13$ TeV using the ATLAS detector



The ATLAS collaboration

E-mail: atlas.publications@cern.ch

ABSTRACT: Measurements of differential cross-sections of top-quark pair production in fiducial phase-spaces are presented as a function of top-quark and $t\bar{t}$ system kinematic observables in proton-proton collisions at a centre-of-mass energy of $\sqrt{s} = 13$ TeV. The data set corresponds to an integrated luminosity of 3.2 fb^{-1} , recorded in 2015 with the ATLAS detector at the CERN Large Hadron Collider. Events with exactly one electron or muon and at least two jets in the final state are used for the measurement. Two separate selections are applied that each focus on different top-quark momentum regions, referred to as resolved and boosted topologies of the $t\bar{t}$ final state. The measured spectra are corrected for detector effects and are compared to several Monte Carlo simulations by means of calculated χ^2 and p -values.

KEYWORDS: Hadron-Hadron scattering (experiments)

ARXIV EPRINT: [1708.00727](https://arxiv.org/abs/1708.00727)

Contents

1	Introduction	1
2	ATLAS detector	3
3	Data and simulation samples	3
4	Event reconstruction and selection	5
4.1	Detector-level objects	6
4.2	Event selection at detector level	8
4.3	Particle-level objects and fiducial phase-space definition	9
5	Background determination and event yields	10
6	Kinematic reconstruction	13
7	Measured observables	18
8	Unfolding procedure	18
9	Systematic uncertainties determination	22
9.1	Object reconstruction and calibration	24
9.2	Signal modelling	25
9.3	Background modelling	26
9.4	Finite size of the simulated samples and luminosity uncertainty	27
9.5	Systematic uncertainties summary	27
10	Results and comparisons with predictions	32
11	Conclusions	45
	The ATLAS collaboration	52

1 Introduction

The large top-quark pair production cross-section at the Large Hadron Collider (LHC) allows detailed studies of the characteristics of $t\bar{t}$ production to be performed with respect to different kinematic variables, providing a unique opportunity to test the Standard Model (SM) at the TeV scale. Furthermore, extensions of the SM may modify the expected $t\bar{t}$ differential distributions based solely on the SM in ways not detectable by an inclusive cross-section measurement [1]. In particular, such effects may distort the top-quark momentum

distribution, especially at higher values [2, 3]. Therefore, a precise measurement of the $t\bar{t}$ differential cross-section has the potential to enhance the sensitivity to possible effects beyond the SM, as well as to challenge theoretical predictions.

The ATLAS and CMS experiments have published measurements of the $t\bar{t}$ differential cross-sections in pp collisions at centre-of-mass energies of $\sqrt{s} = 7$ TeV (ATLAS [4–6], CMS [7]) and $\sqrt{s} = 8$ TeV (ATLAS [8], CMS [9]), both in the full phase-space using parton-level variables and in fiducial phase-space regions using observables constructed from final-state particles (particle level). In addition, both experiments published measurements of the top-quark transverse momentum (p_T) spectrum which focused on the highest momentum region using the $\sqrt{s} = 8$ TeV data set [10, 11]. The results presented in this paper probe the top-quark kinematic properties at a centre-of-mass energy of $\sqrt{s} = 13$ TeV and complement recent measurements involving leptonic final states (ATLAS [12], CMS [13]). At this energy, the prediction for the inclusive cross-section is increased by a factor of 3.3 compared to 8 TeV, and the top quarks are produced at higher transverse momenta. This allows the top-quark p_T reach to be extended up to 1.5 TeV in order to explore both the low- and the high-momentum top-quark kinematic regimes.

In the SM, the top quark decays almost exclusively into a W boson and a b -quark. The signature of a $t\bar{t}$ decay is therefore determined by the W boson decay modes. This analysis makes use of the lepton+jets $t\bar{t}$ decay mode, where one W boson decays into an electron or a muon and a neutrino, and the other W boson decays into a pair of quarks, with the two decay modes referred to as the e +jets and μ +jets channels, respectively. Events in which the W boson decays into an electron or muon through a τ lepton decay may also meet the selection criteria.

Two complementary topologies of the $t\bar{t}$ final state in the lepton+jets channel are exploited, dubbed “resolved” and “boosted”, where the decay products of the hadronically decaying top quark are either angularly well separated or collimated into a single large jet reconstructed in the calorimeter, respectively. Where the jet selection efficiency of the resolved analysis decreases with the increasing top-quark transverse momentum, the boosted selection takes over to efficiently select events at higher momenta of the hadronically decaying top quarks.

This paper presents a set of measurements of the $t\bar{t}$ production cross-section as a function of different properties of the reconstructed top quark (transverse momentum and rapidity) and of the $t\bar{t}$ system (transverse momentum, rapidity and invariant mass). The results, unfolded to a fiducial particle-level phase-space, are presented as both absolute and relative differential cross-sections and are compared to the predictions of Monte Carlo (MC) event generators. The goal of unfolding to a fiducial particle-level phase-space and of using variables directly related to detector observables is to allow precision tests of quantum chromodynamics (QCD), avoiding uncertainties due to model-dependent extrapolations both to parton-level objects and to phase-space regions outside the detector sensitivity.

2 ATLAS detector

ATLAS is a multipurpose detector [14] that provides nearly full solid angle¹ coverage around the interaction point. This analysis exploits all major components of the detector. Charged-particle trajectories with pseudorapidity $|\eta| < 2.5$ are reconstructed in the inner detector, which comprises a silicon pixel detector, a silicon microstrip detector and a transition radiation tracker (TRT). The innermost pixel layer, the insertable B-layer [15], was added before the start of the 13 TeV LHC operation, at a radius of 33 mm around a new, thinner beam pipe. The inner detector is embedded in a 2 T axial magnetic field, allowing precise measurement of charged-particle momenta. Sampling calorimeters with several different designs span the pseudorapidity range up to $|\eta| = 4.9$. High-granularity liquid argon (LAr) electromagnetic (EM) calorimeters are used up to $|\eta| = 3.2$. Hadronic calorimeters based on scintillator-tile active material cover $|\eta| < 1.7$ while LAr technology is used for hadronic calorimetry in the region $1.5 < |\eta| < 4.9$. The calorimeters are surrounded by a muon spectrometer within a magnetic field provided by air-core toroid magnets with a bending integral of about 2.5 Tm in the barrel and up to 6 Tm in the end-caps. Three layers of precision drift tubes and cathode-strip chambers provide an accurate measurement of the muon track curvature in the region $|\eta| < 2.7$. Resistive-plate and thin-gap chambers provide muon triggering capability up to $|\eta| = 2.4$.

Data are selected from inclusive pp interactions using a two-level trigger system [16]. A hardware-based trigger uses custom-made hardware and coarser-granularity detector data to initially reduce the trigger rate to approximately 75 kHz from the original 40 MHz LHC collision bunch rate. Next, a software-based high-level trigger, which has access to full detector granularity, is applied to further reduce the event rate to 1 kHz.

3 Data and simulation samples

The differential cross-sections are measured using a data set collected during the 2015 LHC pp run at $\sqrt{s} = 13$ TeV and with 25 ns bunch spacing. The average number of proton-proton interactions per bunch crossing ranged from approximately 5 to 25, with a mean of 14. After applying data-quality assessment criteria based on beam, detector and data-taking quality, the available data correspond to a total integrated luminosity of 3.2 fb^{-1} . The uncertainty in the integrated luminosity is 2.1% and is derived, following techniques similar to those described in ref. [17], from the luminosity scale calibration using a pair of x - y beam-separation scans performed in August 2015.

The data sample is collected using single-muon and single-electron triggers. For each lepton type, multiple trigger conditions are combined in order to maintain good efficiency in the full momentum range, while controlling the trigger rate. For electrons the p_T thresholds

¹ATLAS uses a right-handed coordinate system with its origin at the nominal interaction point (IP) in the centre of the detector and the z -axis along the beam pipe. The x -axis points from the IP to the centre of the LHC ring, and the y -axis points upward. Cylindrical coordinates (r, ϕ) are used in the transverse plane, ϕ being the azimuthal angle around the beam pipe. The pseudorapidity is defined in terms of the polar angle θ as $\eta = -\ln \tan(\theta/2)$ and the angular separation between particles is defined as $\Delta R = \sqrt{(\Delta\phi)^2 + (\Delta\eta)^2}$.

are 24 GeV, 60 GeV and 120 GeV, while for muons the thresholds are 20 GeV and 50 GeV. In the case of the lowest- p_T thresholds, isolation requirements are also applied.

The signal and background processes are modelled with various Monte Carlo event generators. Multiple overlaid proton-proton collisions are simulated with the soft QCD processes of PYTHIA 8.186 [18] using parameter values from tune A2 [19] and the MSTW2008LO [20] set of parton distribution functions (PDFs). The detector response is simulated [21] in GEANT 4 [22]. The data and MC events are reconstructed with the same software algorithms. Simulation samples are reweighted so that the distribution of the number of proton-proton interactions per event (pile-up) matches the one observed in data.

For the generation of $t\bar{t}$ samples and those with a single top quark from the Wt and s -channel samples, the POWHEG-BOX v2 [23] event generator with the CT10 PDF set [24] in the matrix element calculations is used [25]. Events where both top quarks decay into hadronically decaying W bosons are not included. The overlap between the Wt and $t\bar{t}$ samples is handled using the diagram removal scheme [26].

The top-quark mass is set to 172.5 GeV. The EvtGen v1.2.0 program [27] is used to simulate the decay of bottom and charm hadrons. The h_{damp} parameter, which controls the p_T of the first additional emission beyond the Born configuration in POWHEG, is set to the mass of the top quark. The main effect of this is to regulate the high- p_T emission against which the $t\bar{t}$ system recoils. Signal $t\bar{t}$ events generated with these settings are referred to as the nominal signal MC sample.

To estimate the effect of the parton shower (PS) algorithm, a POWHEG+HERWIG++ sample is generated using the same set-up for POWHEG as for the POWHEG+PYTHIA6 sample. For alternative choices of PS, hadronisation and underlying event (UE) simulation, samples are produced with HERWIG++ v2.7.1 [28] using the UE-EE-5 tune [29] and the CTEQ6L1 PDFs. The impact of the matrix element (ME) generator choice is evaluated using events generated with MADGRAPH5_aMC@NLO v2.1.1 [30] at NLO and the CT10 PDF set, interfaced with HERWIG++ using the UE-EE-5 tune and passed through a fast simulation using a parameterisation of the performance of the ATLAS electromagnetic and hadronic calorimeters [31].

The factorisation and hadronisation scales, as well as the h_{damp} parameter, are varied in signal samples used to study the effect of possible mismodelling of QCD radiation. The following two samples are produced and compared to the nominal sample, where, in the first sample, the factorisation and hadronisation scales are varied downward by a factor of 0.5, the h_{damp} parameter is increased to $2m_{\text{top}}$ and the ‘radHi’ tune variation from the Perugia2012 tune set is used. In the second sample the factorisation and hadronisation scales are varied upward by a factor of 2.0, the h_{damp} parameter is unchanged and the ‘radLo’ tune variation from the Perugia2012 tune set is used.

The unfolded data are compared to three additional $t\bar{t}$ simulated samples [25] which use the NNPDF3.0NLO PDF set [32] for the ME: a MADGRAPH5_aMC@NLO+PYTHIA8 sample using the A14 tune, a POWHEG+PYTHIA8 sample simulated with the h_{damp} parameter set to the top-quark mass, also using the A14 tune and a POWHEG+HERWIG7 sample generated with the h_{damp} parameter set to 1.5 times the top-quark mass, using the H7-UE-MMHT tune.

The $t\bar{t}$ samples are normalised using $\sigma_{t\bar{t}} = 832_{-51}^{+46}$ pb where the uncertainty includes effects due to scale, PDF and α_S variations, evaluated using the Top++2.0 program [33]. The calculation includes next-to-next-to-leading-order (NNLO) QCD corrections and resums next-to-next-to-leading logarithmic (NNLL) soft gluon terms [34–39].

Electroweak t -channel single-top-quark events are generated using the POWHEG-BOX v1 event generator which uses the four-flavour scheme for the next-to-leading-order (NLO) matrix element calculations together with the fixed four-flavour PDF set CT10f4. For this process, the top quarks are decayed using MadSpin [40] to preserve all spin correlations. For all processes, the parton shower, fragmentation and underlying event are simulated using PYTHIA 6.428 [41] with the CTEQ6L1 PDF sets [42] and the corresponding Perugia2012 tune [43]. The single-top cross-sections for the t - and s -channels are normalised using their NLO predictions, while for the Wt channel it is normalised using its NLO+NNLL prediction [44–46].

For the simulation of background events, inclusive samples containing single W or Z bosons in association with jets are simulated using the SHERPA v2.1.1 [47] event generator. Matrix elements are calculated for up to two partons at NLO and four partons at LO using the Comix [48] and OpenLoop [49] matrix element event generators and merged with the SHERPA parton shower [50] using the ME+PS@NLO prescription [51]. The CT10 PDF set is used in conjunction with dedicated parton shower tuning developed by the authors of SHERPA. The W/Z +jets events are normalised using the NNLO cross-sections [52].

Diboson processes with one of the bosons decaying hadronically and the other leptonically are simulated using the SHERPA v2.1.1 event generator [47, 53]. They are calculated for up to one (ZZ) or zero (WW , WZ) additional partons at NLO and up to three additional partons at LO using the Comix and OpenLoops matrix element event generators and merged with the SHERPA parton shower using the ME+PS@NLO prescription. The CT10 PDF set is used in conjunction with dedicated parton shower tuning developed by the authors of SHERPA. The event-generator cross-sections, already evaluated at NLO accuracy, are used in this case.

The $t\bar{t}$ state produced in association with weak bosons ($t\bar{t} + W/Z/WW$, denoted as $t\bar{t}V$) are simulated using the MADGRAPH5_aMC@NLO event generator at LO interfaced to the PYTHIA 8.186 parton shower model [54]. The matrix elements are simulated with up to two ($t\bar{t} + W$), one ($t\bar{t} + Z$) or no ($t\bar{t} + WW$) extra partons. The ATLAS underlying-event tune A14 is used together with the NNPDF2.3LO PDF set. The events are normalised using their respective NLO cross-sections [55].

A summary of the MC samples used in this analysis is shown in table 1.

4 Event reconstruction and selection

The lepton+jets $t\bar{t}$ decay mode is characterised by the presence of a high- p_T lepton, missing transverse momentum due to the neutrino from the semileptonic top-quark decay, and two jets originating from b -quarks. Furthermore, in the resolved topology, two jets from the hadronic decay of the W boson are expected, while in the boosted topology, the presence

Physics process	Event generator	Cross-section normalisation	PDF set for hard process	Parton shower	Tune
$t\bar{t}$ Nominal	POWHEG-BOX v2	NNLO+NNLL	CT10	PYTHIA 6.428	Perugia2012
$t\bar{t}$ PS syst.	POWHEG-BOX v2	NNLO+NNLL	CT10	HERWIG++ v2.7.1	UE-EE-5
$t\bar{t}$ ME syst.	MADGRAPH5_	NNLO+NNLL	CT10	HERWIG++ v2.7.1	UE-EE-5
	aMC@NLO				
$t\bar{t}$ rad. syst.	POWHEG-BOX v2	NNLO+NNLL	CT10	PYTHIA 6.428	‘radHi/Lo’
Extra $t\bar{t}$ model	POWHEG-BOX v2	NNLO+NNLL	NNPDF3.0NLO	PYTHIA 8.210	A14
Extra $t\bar{t}$ model	POWHEG-BOX v2	NNLO+NNLL	NNPDF3.0NLO	HERWIG v7.0.1	H7-UE-MMHT
Extra $t\bar{t}$ model	MADGRAPH5_	NNLO+NNLL	NNPDF3.0NLO	PYTHIA 8.210	A14
	aMC@NLO				
Single top t -channel	POWHEG-BOX v1	NLO	CT10f4	PYTHIA 6.428	Perugia2012
Single top s -channel	POWHEG-BOX v2	NLO	CT10	PYTHIA 6.428	Perugia2012
Single top Wt -channel	POWHEG-BOX v2	NLO+NNLL	CT10	PYTHIA 6.428	Perugia2012
$W(\rightarrow \ell\nu)+$ jets	SHERPA v2.1.1	NNLO	CT10	SHERPA	SHERPA
$Z(\rightarrow \ell\bar{\ell})+$ jets	SHERPA v2.1.1	NNLO	CT10	SHERPA	SHERPA
WW, WZ, ZZ	SHERPA v2.1.1	NLO	CT10	SHERPA	SHERPA
$t\bar{t}+W/Z/WW$	MADGRAPH5_	NLO	NNPDF2.3LO	PYTHIA 8.186	A14
	aMC@NLO				

Table 1. Summary of MC samples, showing the event generator for the hard-scattering process, cross-section normalisation precision, PDF choice as well as the parton shower and the corresponding tune used in the analysis. The PYTHIA6 and HERWIG++ parton-shower models use the CTEQ6L1 PDF set, while PYTHIA8 uses the NNPDF2.3LO PDF set and HERWIG7 uses the MMHT2014lo68cl PDF set.

of a large- R jet is required, in order to select events with a high- p_T (boosted) hadronically decaying top quark.

The following sections describe the detector-level and particle-level objects used to characterise the final-state event topology and to define a fiducial phase-space region for the measurements.

4.1 Detector-level objects

Primary vertices are formed from reconstructed tracks spatially compatible with the interaction region. The hard-scatter primary vertex is chosen to be the vertex with the highest $\sum p_T^2$ where the sum extends over all associated tracks with $p_T > 0.4$ GeV.

Electron candidates are reconstructed by matching tracks in the inner detector to energy deposits in the EM calorimeter. They must satisfy a “tight” likelihood-based identification criterion based on shower shapes in the EM calorimeter, track quality and detection of transition radiation produced in the TRT detector [56]. The EM clusters are required to have a transverse energy $E_T > 25$ GeV and be in the pseudorapidity region $|\eta| < 2.47$, excluding the transition region between the barrel and the end-cap calorimeters ($1.37 < |\eta| < 1.52$). The associated track must have a longitudinal impact parameter $|z_0 \sin \theta| < 0.5$ mm and a transverse impact parameter significance $|d_0|/\sigma(d_0) < 5$ where d_0 is measured with respect to the beam line. Isolation requirements based on calorimeter and tracking quantities are used to reduce the background from non-prompt and fake (mim-

icked by a photon or a jet) electrons [57]. The isolation criteria are p_T - and η -dependent and ensure an efficiency of 90% for electrons with p_T of 25 GeV and 99% for electrons at 60 GeV. These efficiencies are measured using electrons from Z boson decays [58].

Muon candidates [59] are identified by matching tracks in the muon spectrometer to tracks in the inner detector. The track p_T is determined through a global fit of the hits which takes into account the energy loss in the calorimeters. Muons are required to have $p_T > 25$ GeV and to be within $|\eta| < 2.5$. To reduce the background from muons originating from heavy-flavour decays inside jets, muons are required to be separated by $\Delta R > 0.4$ from the nearest jet and to be isolated using track quality and isolation criteria similar those applied for the electrons. If a muon shares a track with an electron, it is likely to have undergone bremsstrahlung and hence the electron is not selected.

Jets are reconstructed using the anti- k_t algorithm [60] implemented in the FASTJET package [61]. The four-momentum recombination scheme is used and the jet mass is defined as the mass deduced from the four-momentum sum of all jet constituents [62, 63].

Two types of anti- k_t jets are considered: so-called *small- R* jets with radius parameter $R = 0.4$ and *large- R* jets with radius parameter $R = 1.0$. Jet reconstruction in the calorimeter starts from topological clusters calibrated to be consistent with expected electromagnetic or hadronic cluster shapes using corrections determined in simulation and inferred from test beam data. Jet four-momenta are then corrected for pile-up effects using the jet-area method [64]. In order to reduce the number of small- R jets originating from pile-up, an additional selection criterion based on a jet-vertex tagging (JVT) technique is applied. The JVT is a likelihood discriminant that combines information from several track-based variables [65] and the criterion is only applied to small- R jets with $p_T < 60$ GeV and $|\eta| < 2.4$.

Small- R jets are calibrated using an energy- and η -dependent simulation-based calibration scheme with *in situ* corrections based on data [62, 66], and are accepted if they have $p_T > 25$ GeV and $|\eta| < 2.5$.

Objects can satisfy both the jets and leptons selection criteria and as such a procedure called “overlap removal” is applied in order to associate objects to a unique hypothesis. To prevent double-counting of electron energy deposits as jets, the closest small- R jet lying $\Delta R < 0.2$ from a reconstructed electron is discarded. Subsequently, to reduce the impact of non-prompt leptons, if an electron is $\Delta R < 0.4$ from a small- R jet, then that electron is removed. If a small- R jet has fewer than three tracks and is $\Delta R < 0.4$ from a muon, the small- R jet is removed. Finally, the muon is removed if it is $\Delta R < 0.4$ from a small- R jet which has at least three tracks. Tracks are associated to jets via a ghost-matching technique [64] in which the tracks momenta are scaled to a very small value and their four-vectors included in the jet clustering algorithm. Tracks resulting as jet constituents are then defined to be associated with the jet [67].

The purity of the selected $t\bar{t}$ sample is improved by identifying small- R jets containing b -hadrons. This identification exploits the long decay time of b -hadrons and the invariant mass of the tracks associated to the corresponding reconstructed secondary vertex, which is several GeV larger than that in jets originating from gluons or light-flavour quarks. Information from the track impact parameters, secondary vertex location and decay topology are combined in a multivariate algorithm (MV2c20). The operating point used corresponds

to an overall 77% b -tagging efficiency in $t\bar{t}$ events, with a corresponding rejection of charm-quark jets (light-flavour and gluon jets) by a factor of 4.5 (140), respectively [68].

Large- R jets associated with hadronically decaying top quarks are selected over jets originating from the fragmentation of other quarks or gluons by requiring that they contain several high- p_T objects and have a mass compatible with the top-quark mass. A trimming algorithm [69] is applied to large- R jets to mitigate the impact of initial-state radiation, underlying-event activity and pile-up, with the goal of improving the mass resolution. Trimmed large- R jets are considered if they fulfill $|\eta| < 2.0$ and $p_T > 300$ GeV. Since large- R jets with invariant mass $m < 50$ GeV or $p_T > 1500$ GeV are outside of a well-calibrated region of phase-space, they are excluded from the selection.

Sub-jets, with radius $R_{\text{sub}} = 0.2$, are clustered starting from the large- R jet constituents by means of a k_t algorithm. A sub-jet is selected only if it contains at least 5% of the total large- R jet transverse momentum, thereby removing the soft constituents from the large- R jet. The N -subjettiness τ_N [70] measures the consistency of the large- R jet with its N sub-jets when the jet constituents are reclustered with a smaller- R jet algorithm. A top-tagging algorithm [71] is applied that depends on the calibrated jet mass and the N -subjettiness ratio $\tau_{32} \equiv \tau_3/\tau_2$: going from $p_T = 300$ GeV to 1500 GeV, the τ_{32} upper requirement varies from 0.85 to 0.70, while the lower requirement on the minimum calibrated jet mass varies from 70 GeV to 120 GeV. These correspond to a loose working point with an approximately flat top-tagging efficiency of 80% above p_T of 400 GeV.

The missing transverse momentum E_T^{miss} is computed from the vector sum of the transverse momenta of the reconstructed calibrated physics objects (electrons, photons, semi-hadronically decaying τ leptons, jets and muons) together with the transverse energy deposited in the calorimeter cells, calibrated using tracking information, not associated with these objects [72]. The contribution from muons is added using their momenta. To avoid double-counting of energy, the muon energy loss in the calorimeters is subtracted in the E_T^{miss} calculation.

4.2 Event selection at detector level

The event selection comprises a set of requirements based on the general event quality and on the reconstructed objects, defined above, that characterise the final-state event topology. The analysis applies two non-exclusive event selections: one corresponding to a resolved topology and another targeting a boosted (collimated decay) topology.

For both selections, events must have a reconstructed primary vertex with two or more associated tracks and contain exactly one reconstructed lepton candidate with $p_T > 25$ GeV geometrically matched to a corresponding object at trigger level.

For the resolved event selection, each event must also contain at least four small- R jets with $p_T > 25$ GeV and $|\eta| < 2.5$ of which at least two must be tagged as b -jets.

For the boosted event selection, at least one small- R jet close to the lepton, i.e. with $\Delta R(\text{small-}R \text{ jet, lepton}) < 2.0$, and at least one large- R top-tagged jet are required. The large- R jet must be well separated from the lepton, $\Delta\phi(\text{large-}R \text{ jet, lepton}) > 1.0$, and from the small- R jet associated with the lepton, $\Delta R(\text{large-}R \text{ jet, small-}R \text{ jet}) > 1.5$. In addition, it is required that at least one b -tagged small- R jet fulfills the following requirements: it

Level	Detector		Particle
Topology	Resolved	Boosted	
Leptons	$ d_0 /\sigma(d_0) < 5$ and $ z_0 \sin \theta < 0.5$ mm Track and calorimeter isolation $ \eta < 1.37$ or $1.52 < \eta < 2.47$ (e), $ \eta < 2.5$ (μ) E_T (e), p_T (μ) > 25 GeV		$ \eta < 2.5$ $p_T > 25$ GeV
Small- R jets	$ \eta < 2.5$ $p_T > 25$ GeV JVT cut (if $p_T < 60$ GeV and $ \eta < 2.4$)		$ \eta < 2.5$ $p_T > 25$ GeV
Num. of small- R jets	≥ 4 jets	≥ 1 jet	Same as detector level
E_T^{miss}, m_T^W	$E_T^{\text{miss}} > 20$ GeV, $E_T^{\text{miss}} + m_T^W > 60$ GeV		Same as detector level
Leptonic top	Kinematic top-quark reconstruction for detector and particle level	At least one small- R jet with $\Delta R(\ell, \text{small-}R \text{ jet}) < 2.0$	
Hadronic top	Kinematic top-quark reconstruction for detector and particle level	The leading- p_T trimmed large- R jet has: $ \eta < 2.0$, $300 \text{ GeV} < p_T < 1500 \text{ GeV}$, $m > 50 \text{ GeV}$, Top-tagging at 80% efficiency $\Delta R(\text{large-}R \text{ jet, small-}R \text{ jet associated with lepton}) > 1.5$, $\Delta\phi(\ell, \text{large-}R \text{ jet}) > 1.0$	Boosted: $ \eta < 2.0$ $300 < p_T < 1500$ GeV Top-tagging: $m > 100$ GeV, $\tau_{32} < 0.75$
b -tagging	At least 2 b -tagged jets	At least one of: 1) the leading- p_T small- R jet with $\Delta R(\ell, \text{small-}R \text{ jet}) < 2.0$ is b -tagged 2) at least one small- R jet with $\Delta R(\text{large-}R \text{ jet, small-}R \text{ jet}) < 1.0$ is b -tagged	Ghost-matched b -hadron

Table 2. Summary of the requirements for detector-level and MC-generated particle-level events, for both the resolved and boosted event selections. The description of the particle-level selection is in section 4.3. The description of the kinematic top-quark reconstruction for the resolved topology is in section 6. Leptonic (hadronic) top refers to the top quark that decays into a leptonically (hadronically) decaying W boson.

is either inside the large- R jet, $\Delta R(\text{large-}R \text{ jet, } b\text{-tagged jet}) < 1.0$, or it is the small- R jet associated with the lepton. Finally, in order to suppress the multijet background in the boosted topology the missing transverse momentum must be larger than 20 GeV and the sum of E_T^{miss} and m_T^W (transverse mass of the W boson²) must be larger than 60 GeV.

4.3 Particle-level objects and fiducial phase-space definition

Particle-level objects are defined for simulated events in analogy to the detector-level objects described above. Only particles with a mean lifetime of $\tau > 30$ ps are considered.

The fiducial phase-space for the measurements presented in this paper is defined using a series of requirements applied to particle-level objects analogous to those used in the selection of the detector-level objects. The procedure explained in this section is applied to the $t\bar{t}$ signal only, since the background subtraction is performed before unfolding the data to particle level.

Electrons and muons must not originate, either directly or through a τ decay, from a hadron in the MC particle record. This ensures that the lepton is from an electroweak decay without requiring a direct match to a W boson. The four-momenta of leptons are

$${}^2m_T^W = \sqrt{2p_T^\ell E_T^{\text{miss}}(1 - \cos \Delta\phi(\ell, E_T^{\text{miss}}))}, \text{ where } \ell \text{ stands for the charged lepton.}$$

modified by adding the four-momenta of all photons within $\Delta R = 0.1$ and not originating from hadron decays, to take into account final-state photon radiation. Such leptons are then required to have $p_T > 25$ GeV and $|\eta| < 2.5$. Electrons in the calorimeter's transition region ($1.37 < |\eta| < 1.52$) are rejected at detector level but accepted in the fiducial selection. This difference is accounted for by the efficiency described in section 8.

Particle-level jets are clustered using the anti- k_t algorithm with radius parameter $R = 0.4$ or $R = 1.0$, starting from all stable particles, except for selected leptons (e, μ) and their radiated photons, as well as neutrinos.

Small- R particle-level jets are required to have $p_T > 25$ GeV and $|\eta| < 2.5$. Hadrons with $p_T > 5$ GeV containing a b -quark are matched to small- R jets through a ghost-matching technique as described in ref. [64]. Neutrinos and charged leptons from hadron decays are included in particle-level jets. The large- R particle-level jets have to fulfill $300 \text{ GeV} < p_T < 1500 \text{ GeV}$, $m > 50 \text{ GeV}$ and $|\eta| < 2.0$. A top-tag requirement is applied at particle-level: if the large- R jet has a mass larger than 100 GeV and $\tau_{32} < 0.75$, the large- R jet is considered to be top-tagged. No overlap removal criteria are applied to particle-level objects.

The particle-level missing transverse momentum is calculated from the four-vector sum of the neutrinos, discarding neutrinos from hadron decays, either directly or through a τ decay.

Particle-level events in the resolved topology are required to contain exactly one lepton and at least four small- R -jets passing the aforementioned requirements, with at least two of the small- R jets required to be b -tagged. For the boosted topology, after the same lepton requirements as in the resolved case, the events are required to contain at least one large- R jet that is also top-tagged and at least one b -tagged small- R jet fulfilling the same ΔR requirements as at detector-level as described in section 4.1. In addition, for the boosted topology, the missing transverse momentum must be larger than 20 GeV and the sum of $E_T^{\text{miss}} + m_T^W > 60$ GeV.

Dilepton $t\bar{t}$ events where only one lepton satisfies the fiducial selection are by definition included in the fiducial measurement.

Table 2 summarises the object and event selections at both detector- and particle-level for each topology.

5 Background determination and event yields

Following from the event selection, various backgrounds, mostly involving real leptons, will contribute to the event yields. Data-driven techniques are used to estimate backgrounds that suffer from large theoretical uncertainties like the production of W bosons in association with jets, or that rely on a precise simulation of the detector for backgrounds that involve jets mimicking the signature of charged leptons.

The single-top-quark background is the largest background contribution in both the resolved and boosted topologies, amounting to 4–6% of the total event yield and 35% of the total background estimate. Shapes of all distributions of this background are modelled with

MC simulation, and the event yields are normalised using calculations of its cross-section, as described in section 3.

Multijet production processes, including all-hadronic $t\bar{t}$ production, have a large cross-section and mimic the lepton+jets signature due to jets misidentified as prompt leptons (fake leptons) or to semileptonic decays of heavy-flavour hadrons (non-prompt real leptons). The multijet background is estimated directly from data by using a matrix-method [73]. The number of background events in the signal region is evaluated by applying efficiency factors (fake-lepton and real-lepton efficiencies) to the number of events satisfying a tight (signal) as well as a looser lepton selection. The fake-lepton efficiency is measured using data in control regions dominated by the multijet background with the real-lepton contribution subtracted using MC simulation. The real-lepton efficiency is extracted from a tag-and-probe technique using leptons from Z boson decays. The multijet background contributes to the total event yield at the level of approximately 3–4%, corresponding to approximately 20–31% of the total background estimate.

The W +jets background represents the third-largest background in both topologies, amounting to approximately 1–4% of the total event yield and 20–36% of the total background estimate. The estimation of this background is performed using a combination of MC simulation and data-driven techniques. The SHERPA W +jets samples, normalised using the inclusive W boson NNLO cross-section, are used as a starting point while the absolute normalisation and the heavy-flavour (HF) fractions of this process, which are affected by large theoretical uncertainties, are determined from data.

The overall W +jets normalisation is obtained by exploiting the expected charge asymmetry in the production of W^+ and W^- bosons in pp collisions. This asymmetry is predicted by theory [74] and evaluated using MC simulation, assuming other processes are symmetric in charge except for a small contamination from single-top-quark, $t\bar{t}V$ and WZ events, which is subtracted using MC simulation. The total number of W +jets events with a positively and negatively charged W boson ($N_{W^+} + N_{W^-}$) in the sample can thus be estimated with the following equation

$$N_{W^+} + N_{W^-} = \left(\frac{r_{\text{MC}} + 1}{r_{\text{MC}} - 1} \right) (D_+ - D_-), \quad (5.1)$$

where r_{MC} is the ratio of the number of events with positive leptons to the number of events with negative leptons in the MC simulation, and D_+ and D_- are the numbers of events with positive and negative leptons in the data, respectively, corrected for the aforementioned non- W +jets charge-asymmetric contributions from simulation.

The corrections due to generator mis-modelling of W boson production in association with jets of different flavour ($W + b\bar{b}$, $W + c\bar{c}$, $W + c$, $W +$ light flavours) are estimated in a dedicated control sample in data which is enriched in W +jets events. To select the control sample, the same lepton and $E_{\text{T}}^{\text{miss}}$ selections are applied as used for the signal selection, but requiring exactly two small- R jets. First, the overall normalisation scaling factor is calculated using eq. (5.1) and applied to the W +jets events. Then the W +jets sample is split into the four different flavour categories using information from the MC simulation. Using only events with exactly two jets and at least one b-tagged jet, the

Process	Expected events	
	Resolved	Boosted
$t\bar{t}$	123800 ± 10600	7000 ± 1100
Single top	6300 ± 800	500 ± 80
Multijets	5700 ± 3000	300 ± 80
W +jets	3600_{-2400}^{+2000}	500 ± 200
Z +jets	1300 ± 700	60 ± 40
$t\bar{t}V$	400 ± 100	70 ± 10
Diboson	300 ± 200	60 ± 10
Total prediction	142000_{-12000}^{+11000}	8300 ± 1300
Data	155593	7368

Table 3. Event yields after the resolved and boosted selections. The signal model, denoted $t\bar{t}$ in the table, is generated using POWHEG+PYTHIA6, normalised to NNLO calculations. The uncertainties include the combined statistical and systematic uncertainties, excluding the systematic uncertainties related to the modelling of the $t\bar{t}$ system, as described in section 9.

number of events with a positively and negatively charged lepton are counted for each flavour category. A system of three equations is solved to obtain correction factors for the MC-based HF fractions. Two of the equations are constrained by the number of observed data events with a positively or negatively charged lepton. The number of data events is corrected by subtracting all background processes which do not originate from W +jets production. The third equation takes into account that the sum of the HF fractions, multiplied by the HF scaling factors, has to add up to unity. These HF correction factors are then extrapolated to the signal region using MC simulation, assuming constant relative rates for the signal and control regions. Taking into account the corrected HF scale factors, the overall normalisation factor is calculated again using eq. (5.1). This iterative procedure is repeated until the total predicted W +jets yield in the two-jet control region agrees with the data yield at the per-mille level. The detailed procedure can be found in ref. [75].

The background contributions from Z +jets, $t\bar{t}V$ and diboson events are obtained from MC generators, and the event yields are normalised as described in section 3. The total contribution from these processes is 1–2% of the total event yield or 11–14% of the total background.

Dilepton top-quark pair events (including decays to τ leptons) can satisfy the event selection, contributing approximately 5% to the total event yield, and are considered in the analysis as signal at both the detector and particle levels. In the fiducial phase-space definition, semileptonic $t\bar{t}$ decays to τ leptons in lepton+jets $t\bar{t}$ events are considered as signal only if the τ lepton decays leptonically. Cases where both top quarks decay semileptonically to a τ lepton, and where subsequently the τ leptons decay semihadronically, are accounted for in the multijet background.

As the individual e +jets and μ +jets channels have very similar corrections (as described in section 8) and give consistent results at detector level, they are combined by summing the distributions. The event yields are displayed in table 3 for data, simulated signal, and backgrounds. Figures 1–5 show,³ for different distributions, the comparison between data and predictions. The selection produces a sample with an expected background of 13% and 17% for the resolved and boosted topology, respectively. The overall difference between data and prediction is 10% and -9% in the resolved and boosted topology, respectively. This is in fair agreement within the combined experimental systematic and theoretical uncertainties of the $t\bar{t}$ total cross-section used to normalise the signal MC sample (see section 3), although in opposite directions between the resolved and boosted selections. This is due to the fact that each selection covers a very different kinematic region, as described in section 4.3.

6 Kinematic reconstruction

Since the $t\bar{t}$ production differential cross-sections are measured as a function of observables involving the top quark and the $t\bar{t}$ system, an event reconstruction is performed in each topology. In the following, the leptonic (hadronic) top quark refers to the top quark that decays into a leptonically (hadronically) decaying W boson.

In the boosted topology, the highest- p_T large- R jet that satisfies the top-tagging requirements is identified as the hadronic top-quark candidate. As shown in figure 5, the reconstructed invariant mass of the hadronic top quark has a peak at the W boson mass, indicating that not all of the top-quark decay products are always contained within the jet. However, the binning is chosen such that the correspondence of the hadronic-top-quark p_T between detector level and particle level (where the large- R jet mass is required to be greater than 100 GeV) is still very good, with more than 55% of the events staying on the diagonal of the response matrix as shown in figure 10.

For the resolved topology, the pseudo-top algorithm [6] reconstructs the four-momenta of the top quarks and their complete decay chain from final-state objects, namely the charged lepton (electron or muon), missing transverse momentum, and four jets, two of which are b -tagged. In events with more than two b -tagged jets, only the two with the highest transverse momentum are considered as b -jets. The same algorithm is used to reconstruct the kinematic properties of top quarks as detector- and particle-level objects.

The algorithm starts with the reconstruction of the neutrino four-momentum. While the x and y components of the neutrino momentum are set to the corresponding components of the missing transverse momentum, the z component is calculated by imposing the W boson mass constraint on the invariant mass of the charged-lepton-neutrino system. If the resulting quadratic equation has two real solutions, the one with the smaller value of $|p_z|$ is chosen. If the discriminant is negative, only the real part is considered. The leptonically decaying W boson is reconstructed from the charged lepton and the neutrino. The leptonic top quark is reconstructed from the leptonic W and the b -tagged jet closest in ΔR to the charged lepton. The hadronic W boson is reconstructed from the two non- b -tagged jets

³All data as well as theory points are plotted at the bin centre of the x -axis throughout this paper.

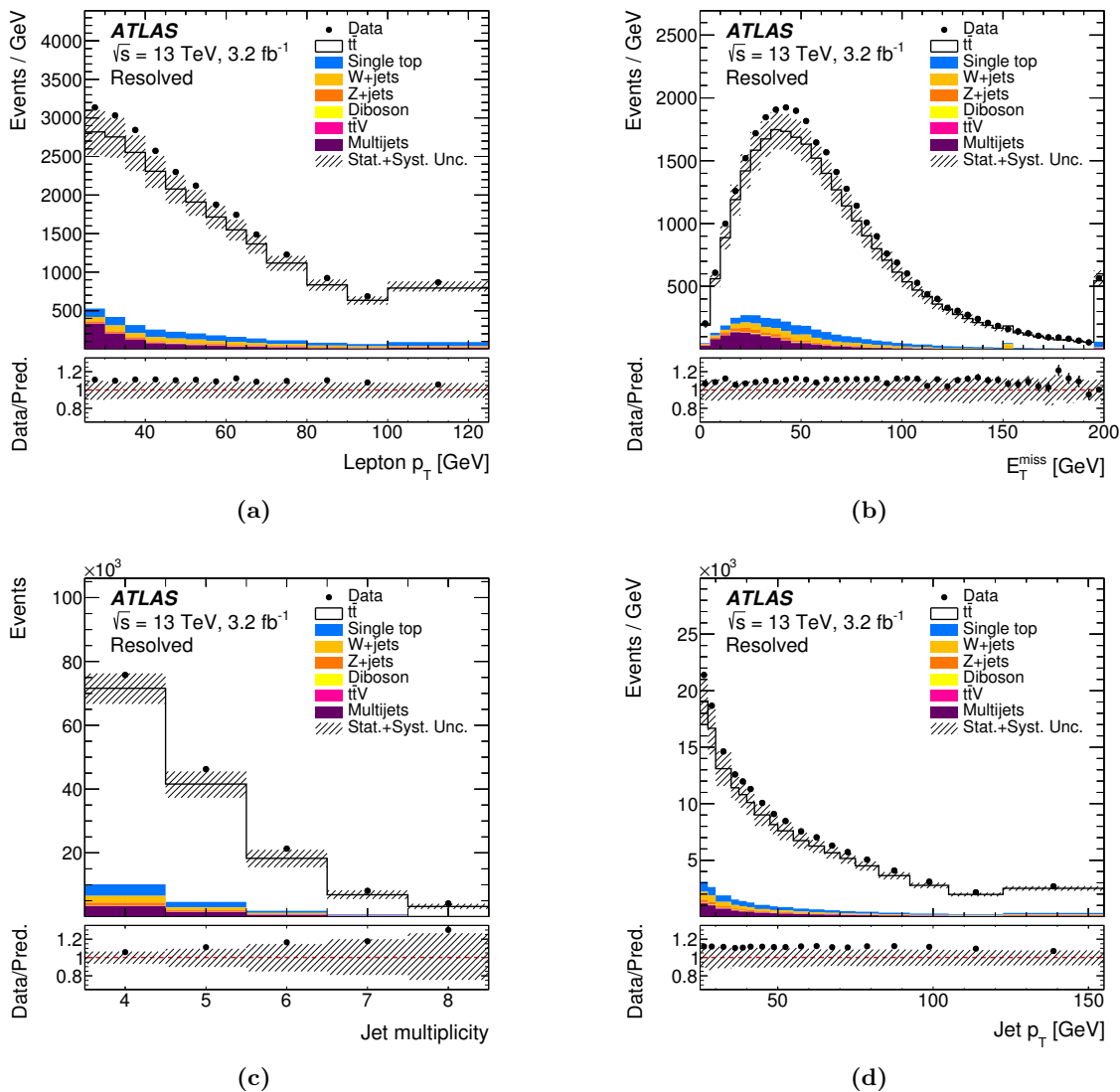


Figure 1. Kinematic distributions in the combined ℓ +jets channel in the resolved topology at detector level: (a) lepton transverse momentum and (b) missing transverse momentum E_T^{miss} , (c) jet multiplicity and (d) transverse momenta of selected jets. Data distributions are compared to predictions using POWHEG+PYTHIA6 as the $t\bar{t}$ signal model. The hatched area indicates the combined statistical and systematic uncertainties in the total prediction, excluding systematic uncertainties related to the modelling of the $t\bar{t}$ system. Events beyond the range of the horizontal axis are included in the last bin.

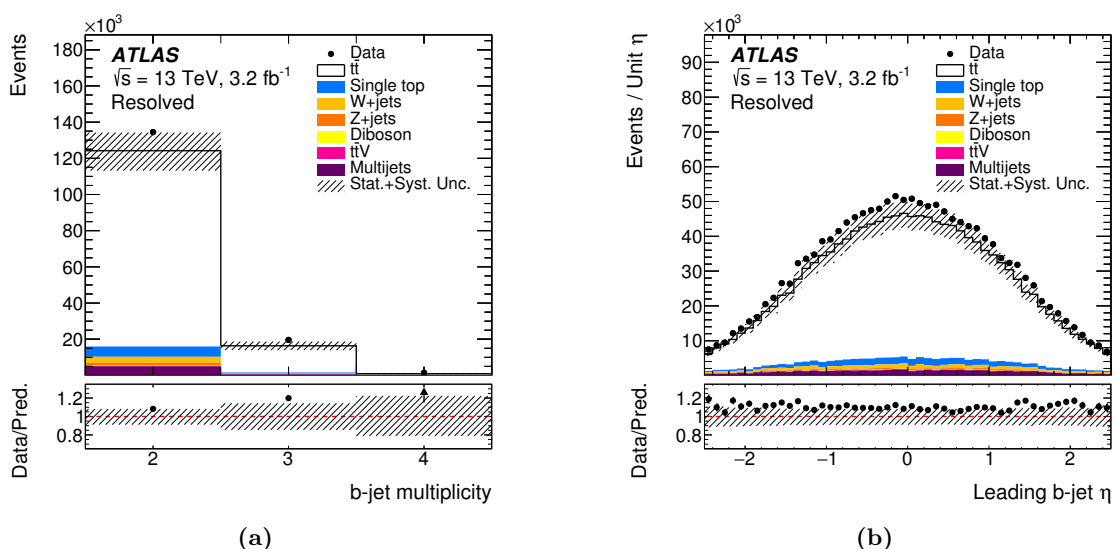


Figure 2. Kinematic distributions in the combined ℓ +jets channel in the resolved topology at detector level: (a) number of b -tagged jets and (b) leading b -tagged jet η . Data distributions are compared to predictions using POWHEG+PYTHIA6 as the $t\bar{t}$ signal model. The hatched area indicates the combined statistical and systematic uncertainties in the total prediction, excluding systematic uncertainties related to the modelling of the $t\bar{t}$ system. Events (below) beyond the range of the horizontal axis are included in the (first) last bin.

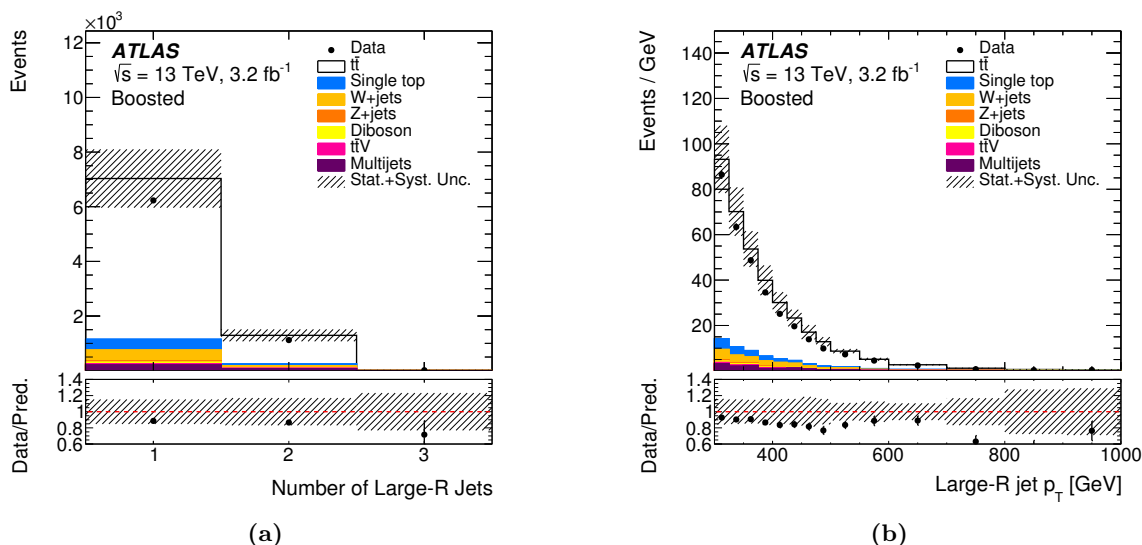


Figure 3. Kinematic distributions in the combined ℓ +jets channel in the boosted topology at detector level: (a) number of large- R jets and (b) large- R jet p_T . Data distributions are compared to predictions using POWHEG+PYTHIA6 as the $t\bar{t}$ signal model. The hatched area indicates the combined statistical and systematic uncertainties in the total prediction, excluding systematic uncertainties related to the modelling of the $t\bar{t}$ system. Events beyond the range of the horizontal axis are included in the last bin.

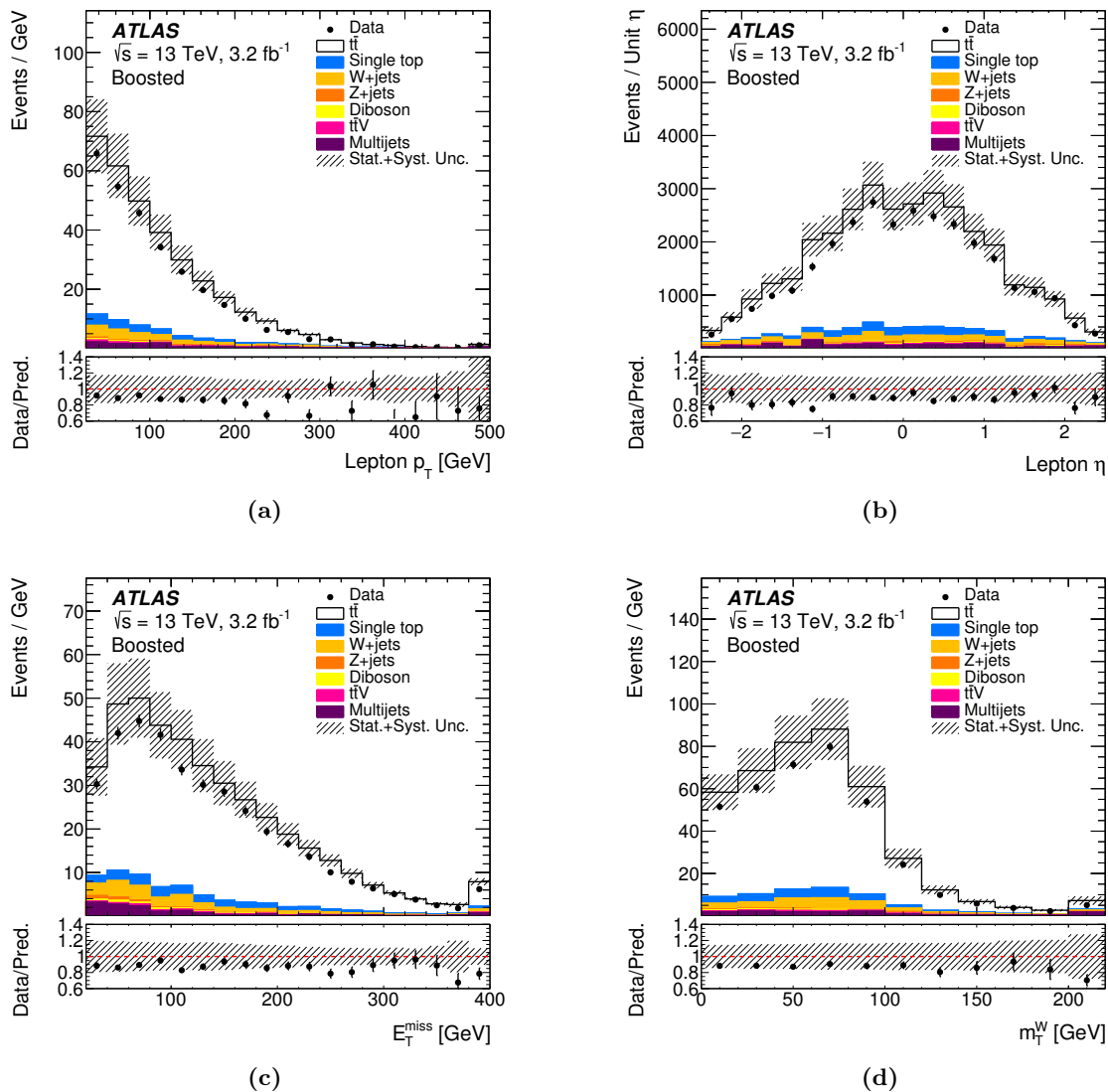


Figure 4. Kinematic distributions in the combined ℓ +jets channel in the boosted topology at detector level: (a) lepton p_T and (b) pseudorapidity, the (c) missing transverse momentum E_T^{miss} and (d) transverse mass of the W boson. Data distributions are compared to predictions using POWHEG+PYTHIA6 as the $t\bar{t}$ signal model. The hatched area indicates the combined statistical and systematic uncertainties in the total prediction, excluding systematic uncertainties related to the modelling of the $t\bar{t}$ system. Events (below) beyond the range of the horizontal axis are included in the (first) last bin.

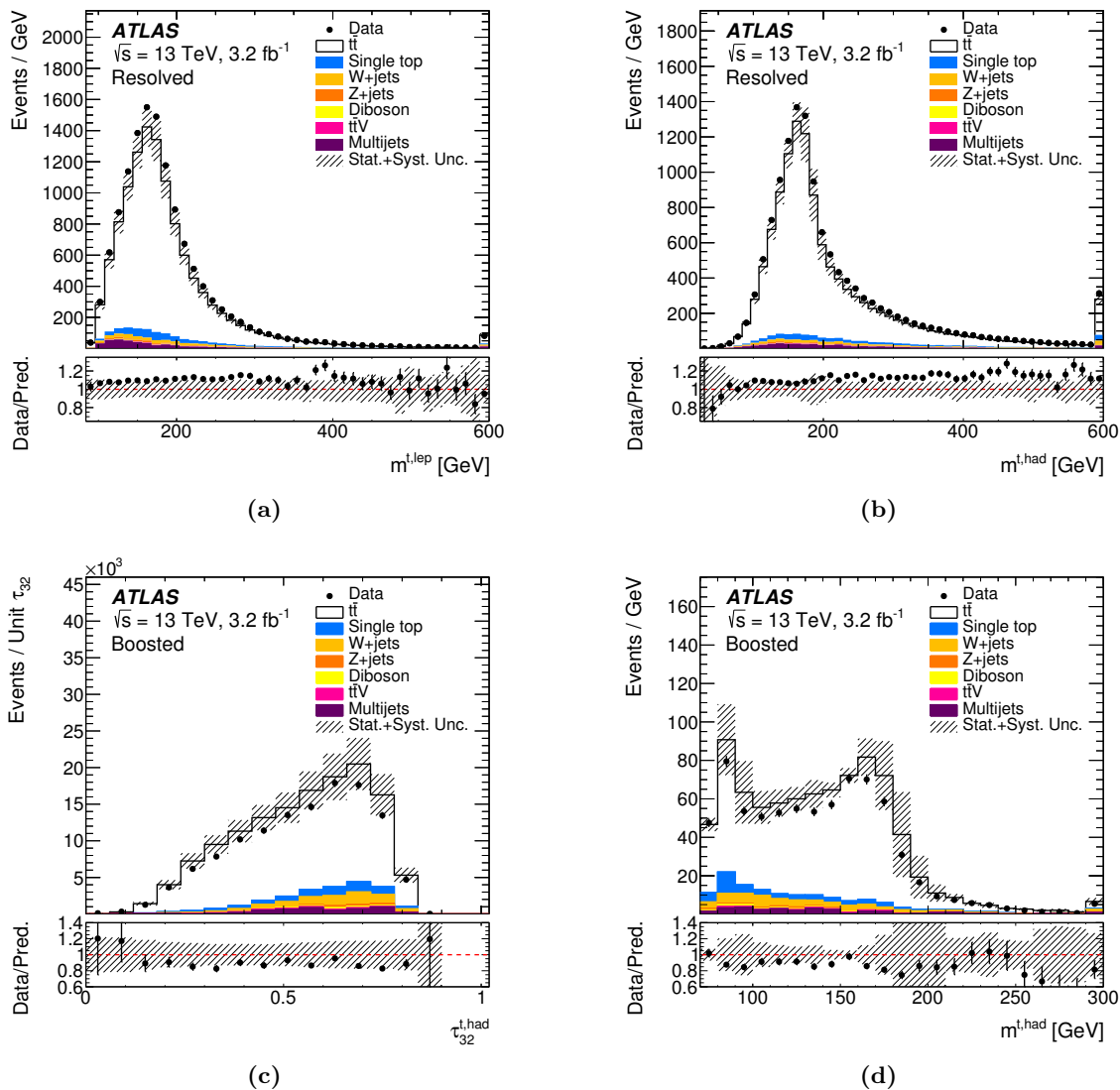


Figure 5. Kinematic distributions in the combined ℓ +jets channel at detector level: reconstructed masses of the (a) leptonic and (b) hadronic top quark candidates in the resolved topology; (c) hadronic top candidate τ_{32} and (d) mass in the boosted topology. Data distributions are compared to predictions using POWHEG+PYTHIA6 as the $t\bar{t}$ signal model. The hatched area indicates the combined statistical and systematic uncertainties in the total prediction, excluding systematic uncertainties related to the modelling of the $t\bar{t}$ system. Events beyond the range of the horizontal axis are included in the last bin.

whose invariant mass is closest to the mass of the W boson. This choice yields the best performance of the algorithm in terms of the correspondence between the detector and particle levels. Finally, the hadronic top quark is reconstructed from the hadronic W boson and the other b -jet.

7 Measured observables

A set of measurements of the $t\bar{t}$ production differential cross-sections are presented as a function of different kinematic observables. These include the transverse momentum of the hadronically decaying top quark ($p_{\text{T}}^{t,\text{had}}$) and absolute value of its rapidity ($|y^{t,\text{had}}|$) for both the resolved and boosted topologies, as well as the absolute value of the rapidity ($|y^{t\bar{t}}|$), invariant mass ($m^{t\bar{t}}$) and transverse momentum ($p_{\text{T}}^{t\bar{t}}$) of the $t\bar{t}$ system in the resolved topology only. The hadronic top quark is chosen in the resolved topology over the leptonic top quark due to better resolution and correspondence to the particle level. The $t\bar{t}$ system is not reconstructed in the boosted topology as the leptonic top quark reconstruction would necessitate some optimisation in order to ensure good correspondence between detector level and particle level for the $t\bar{t}$ system. These observables, shown in figures 6 and 7 for the top quark and the $t\bar{t}$ system, respectively, were measured previously by the ATLAS experiment using the 7 and 8 TeV data sets [5, 6, 8, 10], except for $|y^{t,\text{had}}|$ in the boosted topology, which is presented here for the first time. The level of agreement between data and prediction is within the quoted uncertainties for $|y^{t,\text{had}}|$, $m^{t\bar{t}}$, $p_{\text{T}}^{t\bar{t}}$ and $|y^{t\bar{t}}|$, while for the $p_{\text{T}}^{t,\text{had}}$ distribution, a linear mismodelling of the data by the prediction is observed.

8 Unfolding procedure

The measured differential cross-sections are obtained from the detector-level distributions using an unfolding technique which corrects for detector effects. The iterative Bayesian method [76] as implemented in RooUnfold [77] is used.

For each observable, the unfolding starts from the detector-level distribution (N_{reco}), after subtracting the backgrounds (N_{bg}). Next, the acceptance correction f_{acc} corrects for events that are generated outside the fiducial phase-space but pass the detector-level selection.

In the resolved topology, in order to separate resolution and combinatorial effects leading to events migrating from a particle- to various detector-level bins, distributions are corrected such that detector- and particle-level objects forming the pseudo-top quarks are angularly well matched, leading to a better correspondence between the particle and detector levels. The matching correction f_{match} , evaluated in the simulation, accounts for the corresponding efficiency. The matching is performed using geometrical criteria based on the distance ΔR . Each particle e (μ) is matched to the closest detector-level e (μ) within $\Delta R < 0.02$. Particle-level jets forming the pseudo-top quark candidates at the particle level are then required to be geometrically matched to the corresponding jets (respecting their assignment to the pseudo-top candidates) at the detector level within $\Delta R < 0.35$, allowing for a swap of light jets forming the hadronically decaying W -boson candidate.

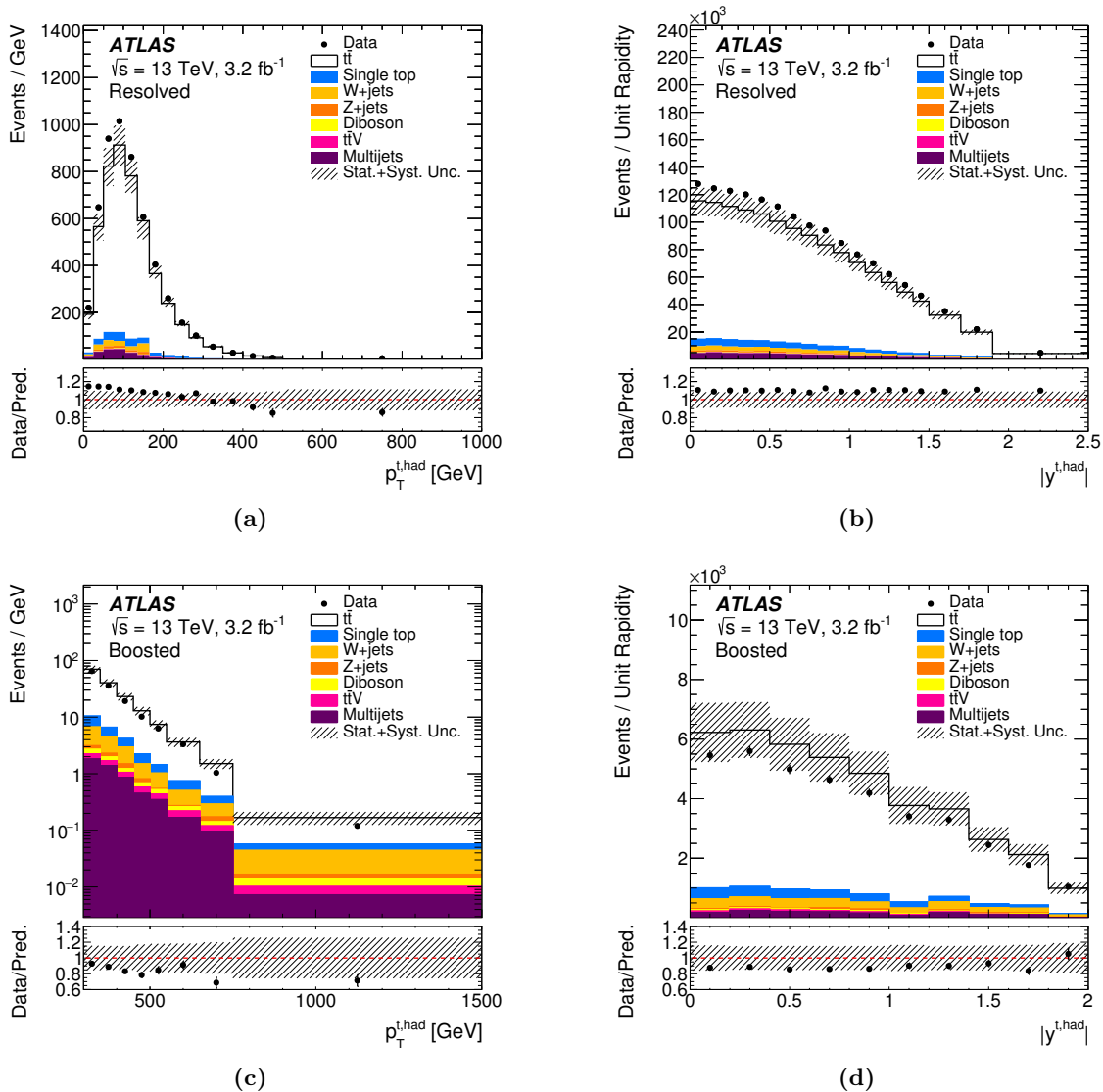


Figure 6. Distributions of observables in the combined ℓ +jets channel at detector level: (a) hadronic top-quark transverse momentum $p_T^{t, \text{had}}$ and (b) absolute value of the rapidity $|y^{t, \text{had}}|$ in the resolved topology, and the same variables in the boosted topology (c), (d). Data distributions are compared to predictions, using POWHEG+PYTHIA6 as the $t\bar{t}$ signal model. The hatched area indicates the combined statistical and systematic uncertainties (described in section 9) in the total prediction, excluding systematic uncertainties related to the modelling of the $t\bar{t}$ system.

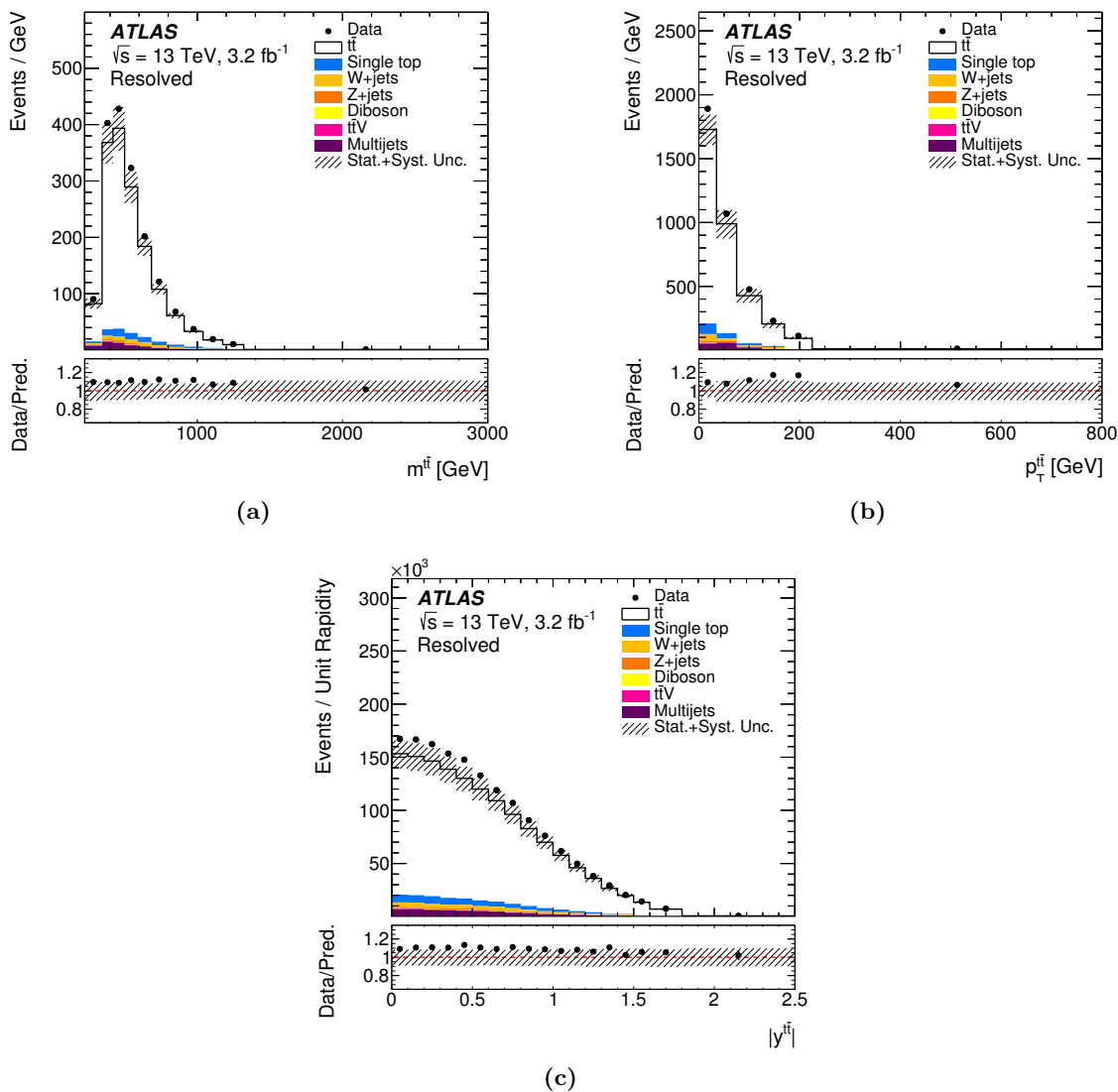


Figure 7. Distributions of observables in the resolved topology in the combined ℓ +jets channel at detector level: (a) $t\bar{t}$ invariant mass $m^{t\bar{t}}$, (b) transverse momentum $p_T^{t\bar{t}}$ and (c) absolute value of the rapidity $|y^{t\bar{t}}|$. Data distributions are compared to predictions, using POWHEG+PYTHIA6 as the $t\bar{t}$ signal model. The hatched area indicates the combined statistical and systematic uncertainties (described in section 9) in the total prediction, excluding systematic uncertainties related to the modelling of the $t\bar{t}$ system.

The unfolding step uses a migration matrix (\mathcal{M}) derived from simulated $t\bar{t}$ events which maps the binned generated particle-level events to the binned detector-level events. The probability for particle-level events to remain in the same bin is therefore represented by the elements on the diagonal, and the off-diagonal elements describe the fraction of particle-level events that migrate into other bins. Therefore, the elements of each row add up to unity (within rounding) as shown in figures 8d and 10. The binning is optimised to minimise off-diagonal elements in the migration matrix, have a sufficient number of data events in each bin and have stability in systematic uncertainties propagation, taking into account detector resolution and reconstruction effects. The unfolding is performed using four iterations to balance the unfolding stability with respect to the previous iteration (below 0.1%) and the growth of the statistical uncertainty. The effect of varying the number of iterations by one is negligible. Finally, the efficiency ϵ corrects for events which pass the particle-level selection but are not reconstructed at detector level.

All corrections are evaluated with simulation and are presented in figure 8 for the case of the p_T of the top quark decaying hadronically in the resolved topology. Similar corrections in the boosted topology for the hadronic top quark p_T and $|y^{t,\text{had}}|$ are shown in figures 9 and 10.

The top-quark transverse momentum is chosen as an example to show how the corrections vary in size since the kinematic properties of the decay products of the top quark change substantially in the observed range of this observable. The efficiency decreases in the resolved topology at high values primarily due to the increasingly large fraction of non-isolated leptons and close or merged jets in events with high top-quark p_T . Consequently, the boosted topology is included in this paper where jets with large radius are used, resulting in an improved efficiency at high p_T , as shown in figure 9c. The progressive decrease in efficiency seen in figure 9c is caused by the lepton isolation requirements becoming too stringent as the top-quark momentum increases, as well as a decrease in efficiency of the b -tagging requirements at very high jet momentum [68]. The acceptance in the boosted topology decreases at low p_T due to a simpler definition of top-tagging at particle level than at detector level, where p_T -dependent mass and τ_{32} requirements are used.

The unfolding procedure for an observable X at particle level is summarised by the expression for the absolute differential cross-section

$$\frac{d\sigma^{\text{fid}}}{dX^i} \equiv \frac{1}{\mathcal{L} \cdot \Delta X^i} \cdot \frac{1}{\epsilon^i} \cdot \sum_j \mathcal{M}_{ij}^{-1} \cdot f_{\text{match}}^j \cdot f_{\text{acc}}^j \cdot \left(N_{\text{reco}}^j - N_{\text{bg}}^j \right),$$

where the index j iterates over bins of X at detector level while the i index labels bins at particle level; ΔX^i is the bin width while \mathcal{L} is the integrated luminosity and the Bayesian unfolding is symbolised by \mathcal{M}_{ij}^{-1} . No matching correction is applied in the boosted case ($f_{\text{match}}=1$). The integrated fiducial cross-section is obtained by integrating the unfolded differential cross-section over the kinematic bins, and its value is used to compute the relative differential cross-section $1/\sigma^{\text{fid}} \cdot d\sigma^{\text{fid}}/dX^i$.

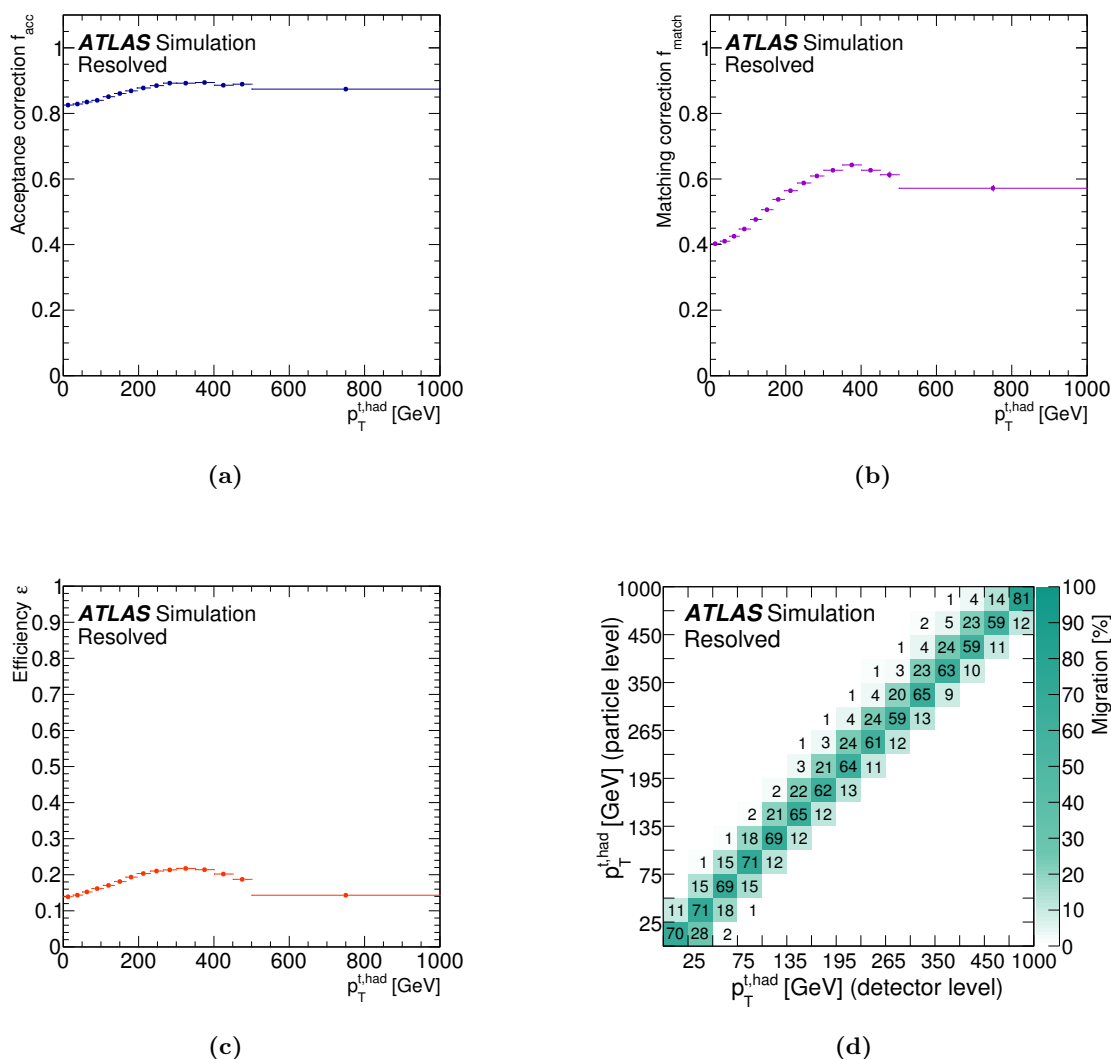


Figure 8. The (a) acceptance and (b) matching corrections, (c) efficiency, and the (d) particle-to-detector-level migration matrix for the hadronic top-quark transverse momentum in the resolved topology evaluated with the POWHEG+PYTHIA6 simulation sample with $h_{damp} = m_t$ and using CT10 PDF. In figure (d), the empty bins either contain no events or the fraction of events is less than 0.5%. Following section 8, the acceptance and matching corrections are binned according to detector-level quantities, while the efficiency is binned according to particle-level quantities.

9 Systematic uncertainties determination

This section describes the estimation of systematic uncertainties related to object reconstruction and calibration, MC generator modelling and background estimation.

To evaluate the impact of each uncertainty after the unfolding, the reconstructed distribution in simulation is varied, unfolded using corrections from the nominal POWHEG+PYTHIA6 signal sample, and the unfolded varied distribution is compared to the corresponding particle-level distribution. All detector- and background-related sys-

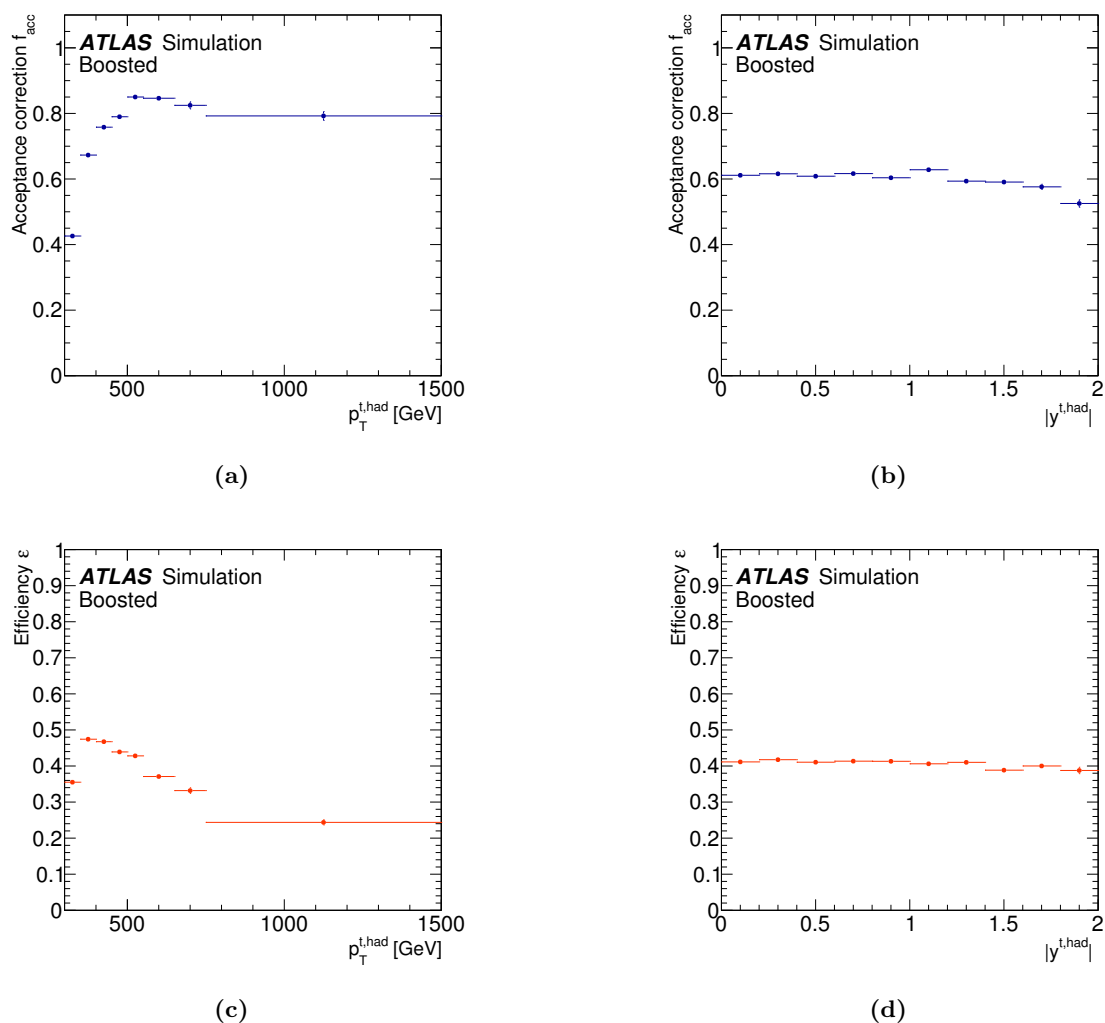


Figure 9. The acceptance correction for (a) the hadronic top-quark transverse momentum $p_T^{t,\text{had}}$ and (b) the absolute value of the rapidity $|y^{t,\text{had}}|$, and the efficiency correction for (c) the hadronic top-quark transverse momentum $p_T^{t,\text{had}}$ and (d) the absolute value of the rapidity $|y^{t,\text{had}}|$ in the boosted topology, evaluated with the POWHEG+PYTHIA6 simulation sample with $h_{\text{damp}} = m_t$ and using CT10 PDF. Following section 8, the acceptance and matching corrections are binned according to detector-level quantities, while the efficiency is binned according to particle-level quantities.

tematic uncertainties are evaluated using the same generator, while alternative generators and generator setups are employed to assess modelling systematic uncertainties. In these cases, the corrections, derived from one generator, are used to unfold the detector-level spectra of the alternative generator.

The covariance matrices due to the statistical and systematic uncertainties are obtained for each observable by evaluating the covariance between the kinematic bins using pseudo-experiments. In particular, the correlations due to statistical fluctuations from the size of both data and simulated signal samples are evaluated by varying the event counts

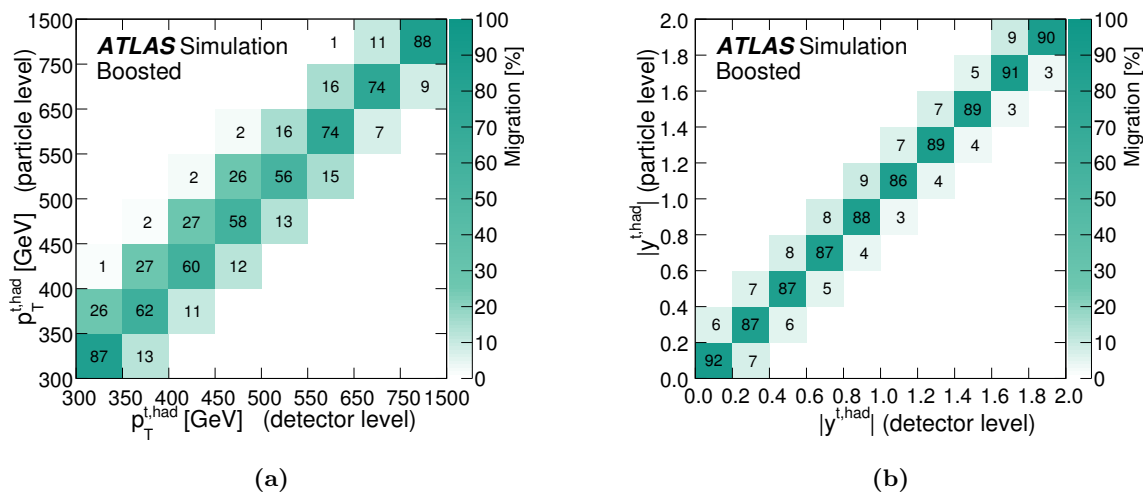


Figure 10. Particle-to-detector-level migration matrices for (a) the hadronic top-quark transverse momentum and (b) the absolute value of its rapidity, in the boosted topology. POWHEG+PYTHIA6 is used to model the $t\bar{t}$ process and matrices are normalised so that the sum over the detector level yields 100%. The empty bins either contain no events or the fraction of events is less than 0.5%.

independently in every bin before unfolding, and then propagating the resulting variations through the unfolding.

9.1 Object reconstruction and calibration

The small- R jet energy scale (JES) uncertainty is derived using a combination of simulations, test beam data and in situ measurements [62, 78, 79]. Additional contributions from jet flavour composition, η -intercalibration, punch-through, single-particle response, calorimeter response to different jet flavours and pile-up are taken into account, resulting in 19 eigenvector systematic uncertainty subcomponents, including the uncertainties in the jet energy resolution obtained with an in situ measurement of the jet response in dijet events [80].

The uncertainties in the large- R JES, the jet mass scale (JMS) and the τ_{32} subjettiness ratio are obtained using a data-driven method, which compares the ratio of each large- R jet kinematic variable reconstructed from clusters in the calorimeter to that from inner-detector tracks between data and MC simulation [63]. The uncertainties in large- R JES and JMS are assumed to be fully correlated and they result in a global JES uncertainty split into three components representing the contributions from the baseline difference between data and simulation, the modelling of parton showers and hadronisation and the description of track reconstruction efficiency and impact parameter resolution. The uncertainty in τ_{32} is considered uncorrelated with those in JES and JMS and consists of two components [71] where an uncertainty obtained by applying the above procedure to $\sqrt{s} = 8$ TeV data is followed by applying an uncertainty in a cross-calibration contribution derived by simulating the different data-taking conditions for 8 TeV and 13 TeV LHC pp

collisions in terms of reconstruction settings for topological clusters in the calorimeter, LHC bunch spacing and nuclear interaction modelling. The uncertainty in the large- R jet mass resolution (JMR) is determined by smearing the jet mass such that its mass resolution is degraded by 20% [81, 82]. The JES uncertainty for the large- R jets is the dominant contribution to the total uncertainty of the measurements in the boosted topology.

The efficiency to tag jets containing b -hadrons is corrected in simulated events by applying b -tagging scale factors, extracted from a $t\bar{t}$ dilepton sample, in order to account for the residual difference between data and simulation. Scale factors are also applied for jets originating from light quarks that are misidentified as b -jets. The associated flavour-tagging systematic uncertainties, split into eigenvector components, are computed by varying the scale factors within their uncertainties [83–86].

The lepton reconstruction efficiency in simulated events is corrected by scale factors derived from measurements of these efficiencies in data using a control region enriched in $Z \rightarrow \ell^+ \ell^-$ events. The lepton trigger and reconstruction efficiency scale factors, energy scale and resolution are varied within their uncertainties [59, 87–89] derived using the same sample.

The uncertainty associated with $E_{\text{T}}^{\text{miss}}$ is calculated by propagating the energy scale and resolution systematic uncertainties to all jets and leptons in the $E_{\text{T}}^{\text{miss}}$ calculation. Additional $E_{\text{T}}^{\text{miss}}$ uncertainties arising from energy deposits not associated with any reconstructed objects are also included [72].

9.2 Signal modelling

Uncertainties in the signal modelling affect the kinematic properties of simulated $t\bar{t}$ events as well as detector- and particle-level efficiencies.

In order to assess the uncertainty related to the matrix-element model used in the MC generator for the $t\bar{t}$ signal process, events simulated with MADGRAPH5_aMC@NLO+HERWIG++ are unfolded using the migration matrix and correction factors derived from an alternative POWHEG+HERWIG++ sample. The symmetrised full difference between the unfolded distribution and the known particle-level distribution of the MADGRAPH5_aMC@NLO+HERWIG++ sample is assigned as the relative uncertainty for the fiducial distributions. This uncertainty is found to be in the range 1–6%, depending on the variable, increasing up to 15% at large $p_{\text{T}}^{t,\text{had}}$, $m^{t\bar{t}}$, $p_{\text{T}}^{t\bar{t}}$ and $|y^{t\bar{t}}|$. The observable that is most affected by these uncertainties is $m^{t\bar{t}}$.

To assess the impact of different parton shower models, unfolded results using events simulated with POWHEG interfaced to the PYTHIA6 parton shower model are compared to events simulated with POWHEG interfaced to the HERWIG++ parton shower model, using the same procedure as described above to evaluate the uncertainty related to the $t\bar{t}$ generator. The resulting systematic uncertainties, taken as the symmetrised full difference, are found to be typically at the 3–6% (6–9%) level for the absolute spectra in the resolved (boosted) topology.

In order to evaluate the uncertainty related to the modelling of initial- and final-state QCD radiation (ISR/FSR), two $t\bar{t}$ MC samples with modified ISR/FSR modelling are used. The MC samples used for the evaluation of this uncertainty are generated using

the POWHEG generator interfaced to the PYTHIA shower model, where the parameters are varied as described in section 3. This uncertainty is found to be in the range 3–6% for the absolute spectra in both the resolved and boosted topology.

The impact of the uncertainty related to the PDF is assessed using the $t\bar{t}$ sample generated with aMC@NLO interfaced to HERWIG++. PDF-varied corrections for the unfolding procedure are obtained by reweighting the central PDF4LHC15 PDF set to the full set of 30 eigenvectors. Using these corrections, the central aMC@NLO+HERWIG++ distribution is unfolded, the relative difference is computed with respect to the expected central particle-level spectrum, and the total uncertainty is obtained by adding these relative differences in quadrature. In addition, an inter-PDF uncertainty between the central PDF4LHC15 and CT10 sets is evaluated in a similar way and added in quadrature. The total PDF uncertainty is found to be less than 1% in most of the kinematic bins.

9.3 Background modelling

Systematic uncertainties affecting the backgrounds are evaluated by adding to the signal spectrum the difference between the varied and nominal backgrounds. The shift between the resulting unfolded distribution and the nominal one is used to estimate the size of the uncertainty.

The single-top-quark background is assigned an uncertainty associated with its normalisation and the overall impact of this systematic uncertainty on the measured cross-section is less than 0.5%. The ISR/FSR variations of the single-top sample were not considered since this would be at most a $\sim 5\%$ effect on a $\sim 5\%$ background.

The systematic uncertainties due to the overall normalisation and the heavy-flavour fractions of W +jets events are obtained by varying the data-driven scale factors. The overall impact of these uncertainties is less than 0.5%. Each detector systematic uncertainty includes the impact of those on the W +jets estimate.

The uncertainty in the background from non-prompt and fake leptons is evaluated by changing the selection used to form the control region and propagating the statistical uncertainty of parameterisations of the efficiency to pass the tighter lepton requirements for real and fake leptons. The varied control regions are defined by inverting the E_T^{miss} and m_T^W requirements in the case of electrons and inverting the requirement on impact parameters of the associated track in the case of muons. In addition, in the resolved-topology, an extra 50% uncertainty is assigned to this background to account for the remaining mismodelling observed in various control regions. This systematic uncertainty, in the resolved topology, also includes the impact of this normalisation on extracting the W +jets estimate. In the case of the boosted topology, the mismodelling of this background is present only at large values of m_T^W . Consequently, for events satisfying $m_T^W > 150$ GeV, an extra 100% uncertainty is included in the fake-leptons background estimate. Finally, in order to take into account the effect on the W +jets sample due to a different non-prompt and fake leptons background normalization also in the boosted-topology, an extra systematic is added which reflects the difference in the W +jet estimate obtained by varying the non-prompt and fake leptons background normalization by 30%. The combination of all these components also

affects the shape of this background and the overall impact of these systematic uncertainties is at the 5% level in both topologies.

In the case of the Z +jets and diboson backgrounds, the uncertainties include a contribution from the overall cross-section normalisation as well as an additional 24% uncertainty added in quadrature for each reconstructed jet, not counting those from the boson decays [90]. The overall impact of these uncertainties is less than 1%, and the largest contribution is due to the Z +jets background.

9.4 Finite size of the simulated samples and luminosity uncertainty

In order to account for the finite size of the simulated samples, test distributions based on total predictions are varied in each bin according to their statistical uncertainty, excluding the data-driven fake-leptons background. The effect on the absolute spectra is at most 1-2% in the resolved case, while in the boosted case the effect is about 5%, peaking at 12% in the last top-quark p_T bins. The uncertainty in the integrated luminosity of 2.1% is not a dominant uncertainty for the absolute differential cross-section results and it mostly cancels for the relative differential cross-section results.

9.5 Systematic uncertainties summary

Figures 11–14 present the uncertainties in the absolute and relative $t\bar{t}$ fiducial phase-space differential cross-sections as a function of the different observables. In particular, figures 11 and 13 show uncertainties in the absolute and relative cross-sections as a function of the hadronic top-quark transverse momentum and of the absolute value of the rapidity in resolved and boosted topologies. Figure 12 presents the uncertainties in the absolute differential cross-sections as a function of the $t\bar{t}$ system invariant mass, transverse momentum, and absolute value of the rapidity in the resolved topology, with corresponding uncertainties in the relative cross-sections displayed in figure 14.

The dominant systematic uncertainties are from the JES and flavour tagging for the resolved topology, while the large- R jet uncertainties dominate the uncertainties for the boosted topology. Other significant uncertainties include those from the signal modelling with, depending on the observable, either the generator modelling, parton shower or the ISR/FSR being the most dominant. The uncertainties are smaller for the relative cross-section results.

The measurements presented here exhibit, for most distributions in the resolved topology and in large parts of the phase-space, a precision of the order of 10–15% for the absolute spectra and 5–10% for the relative differential cross-sections, while for the boosted topology the precision obtained varies from 20% to about 50%.

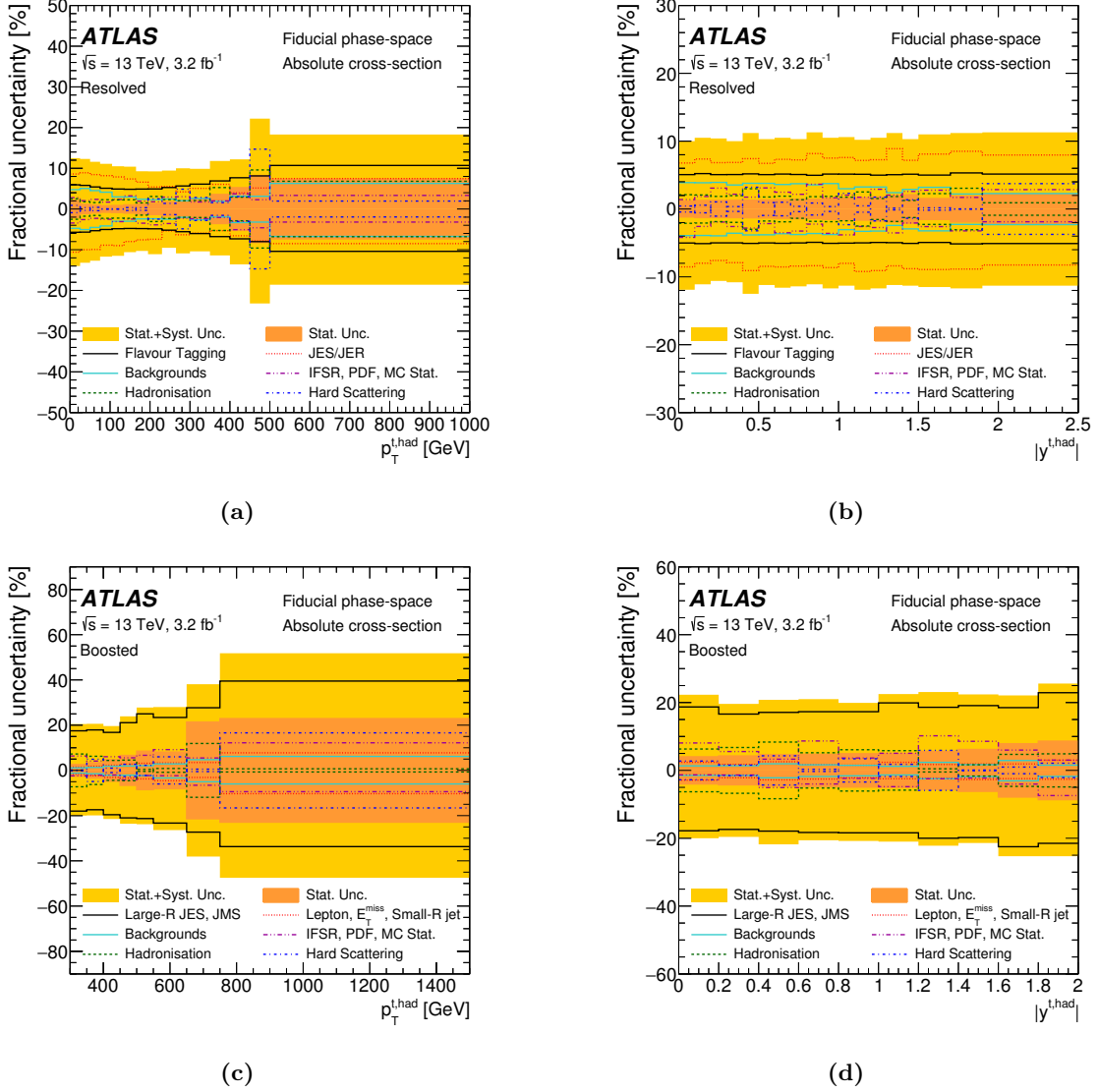


Figure 11. Uncertainties in the fiducial phase-space differential cross-sections as a function of (a) the transverse momentum ($p_T^{t, \text{had}}$) and (b) the absolute value of the rapidity ($|y^{t, \text{had}}|$) of the hadronic top quark in the resolved topology and corresponding results in the boosted topology (c), (d). The yellow bands indicate the total uncertainty of the data in each bin. The POWHEG+PYTHIA6 generator with $h_{\text{damp}} = m_t$ and the CT10 PDF is used as the nominal prediction to correct for detector effects.

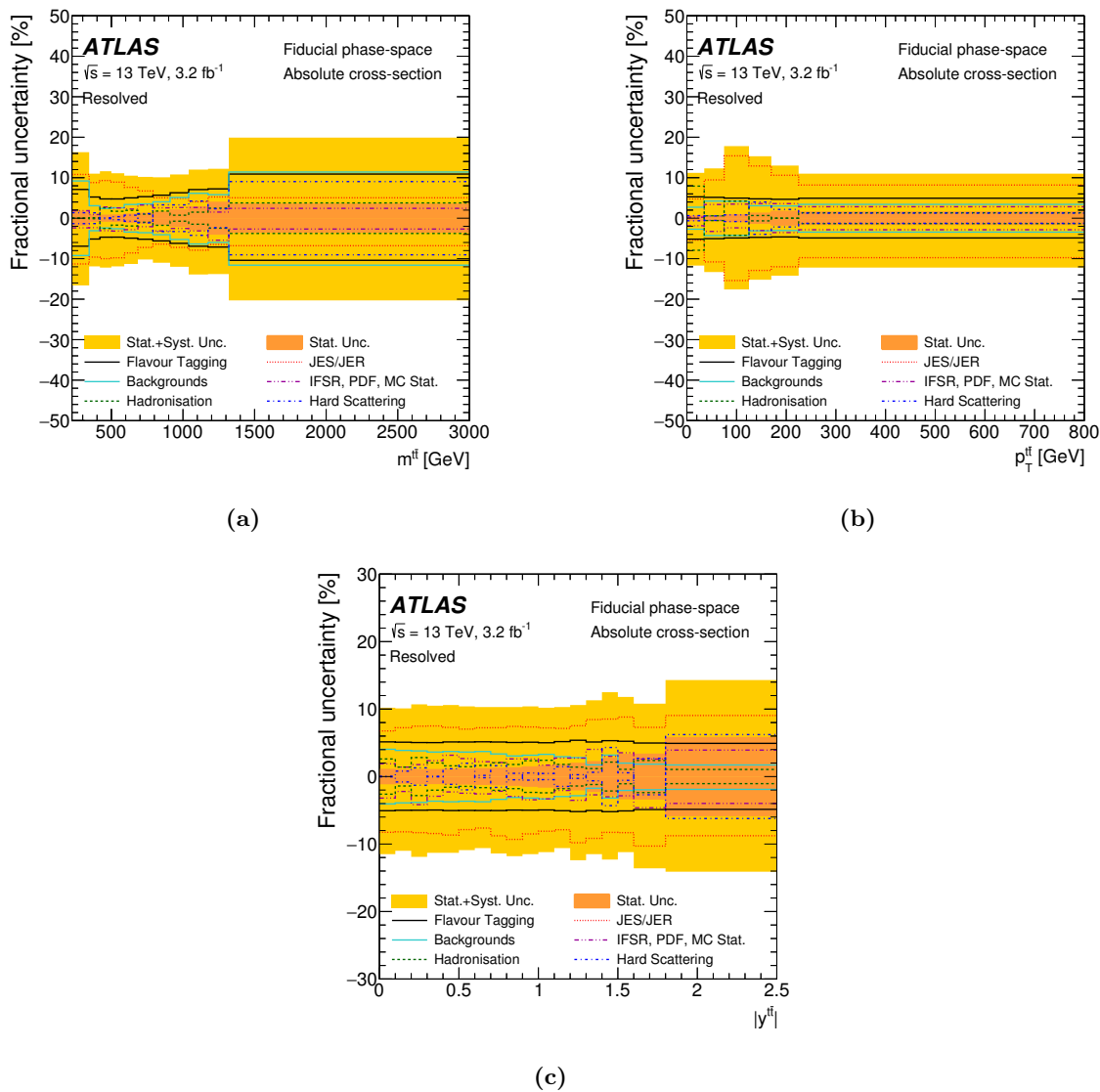


Figure 12. Uncertainties in the fiducial phase-space differential cross-sections as a function of the (a) invariant mass ($m^{t\bar{t}}$), (b) transverse momentum ($p_T^{t\bar{t}}$) and (c) the absolute value of the rapidity ($|y^{t\bar{t}}|$) of the $t\bar{t}$ system in the resolved topology. The yellow bands indicate the total uncertainty of the data in each bin. The POWHEG+PYTHIA6 generator with $h_{\text{damp}} = m_t$ and the CT10 PDF is used as the nominal prediction to correct for detector effects.

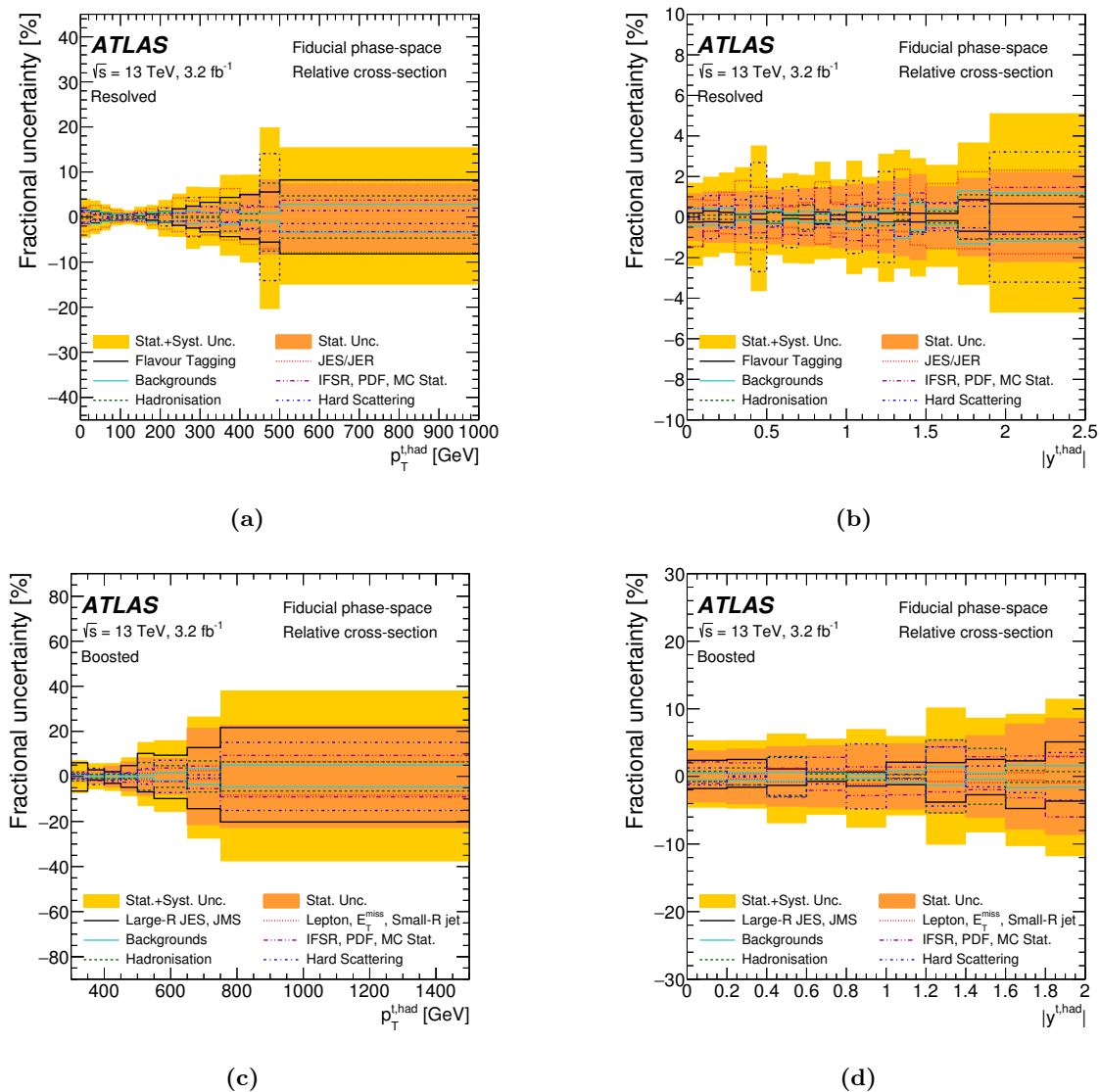


Figure 13. Uncertainties in the fiducial phase-space relative differential cross-sections as a function of the (a) transverse momentum ($p_T^{t, \text{had}}$) and (b) the absolute value of the rapidity ($|y^{t, \text{had}}|$) of the hadronic top quark in the resolved topology, and corresponding results in the boosted topology (c), (d). The yellow bands indicate the total uncertainty of the data in each bin. The POWHEG+PYTHIA6 generator with $h_{\text{damp}} = m_t$ and the CT10 PDF is used as the nominal prediction to correct for detector effects.

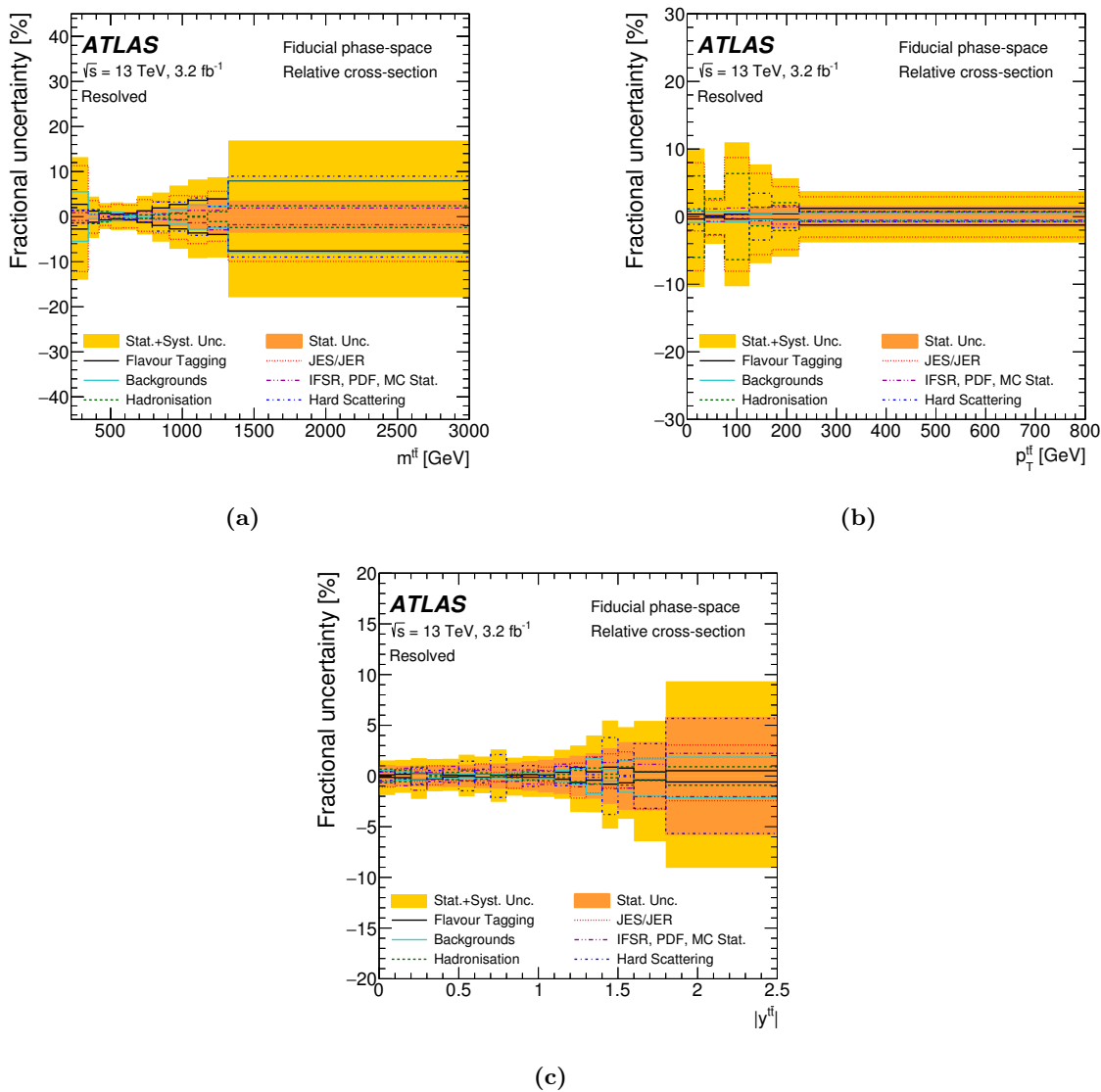


Figure 14. Uncertainties in the fiducial phase-space relative differential cross-sections as a function of the (a) invariant mass ($m^{t\bar{t}}$), (b) transverse momentum ($p_T^{t\bar{t}}$) and (c) the absolute value of the rapidity ($|y^{t\bar{t}}|$) of the $t\bar{t}$ system in the resolved topology. The yellow bands indicate the total uncertainty of the data in each bin. The POWHEG+PYTHIA6 generator with $h_{\text{damp}} = m_t$ and the CT10 PDF is used as the nominal prediction to correct for detector effects.

10 Results and comparisons with predictions

In this section, comparisons between unfolded data distributions and several SM predictions are presented for the observables discussed in section 7, for both the resolved and boosted topologies. In addition to the absolute cross-sections, relative differential cross-sections are also studied in order to exploit the reduction of systematic uncertainties that are highly correlated across the kinematic bins.

The SM predictions are obtained using different MC generators. The POWHEG-BOX generator, denoted “PWG” in the figures, is employed with three different parton-shower models, namely PYTHIA6, PYTHIA8 and HERWIG++, as well as two extra settings for radiation modelling (radHi, radLo). Finally, another NLO generator is compared to the data, namely MADGRAPH5_aMC@NLO+HERWIG++. All of these samples are described in detail in section 3.

In order to quantify the level of agreement between the measured distributions and simulations with different theoretical predictions, χ^2 values are evaluated employing the full covariance matrices of the experimental uncertainties but not including the uncertainties in the theoretical predictions. The p -values (probabilities that the χ^2 is larger than or equal to the observed value) are then evaluated from the χ^2 and the number of degrees of freedom (NDF). The normalisation constraint used to derive the relative differential cross-sections lowers the NDF and the rank of the $N_b \times N_b$ covariance matrix by one unit, where N_b is the number of bins of the spectrum under consideration. In order to evaluate the χ^2 for the normalised spectra, the following relation is used

$$\chi^2 = V_{N_b-1}^T \cdot \text{Cov}_{N_b-1}^{-1} \cdot V_{N_b-1},$$

where V_{N_b-1} is the vector of differences between data and prediction obtained by discarding one of the N_b elements and Cov_{N_b-1} is the $(N_b - 1) \times (N_b - 1)$ sub-matrix derived from the full covariance matrix discarding the corresponding row and column. The sub-matrix obtained in this way is invertible and allows the χ^2 to be computed. The χ^2 value does not depend on the choice of element discarded for the vector V_{N_b-1} and the corresponding sub-matrix Cov_{N_b-1} .

The total covariance matrix including the effect of all uncertainties is calculated for each distribution at particle level in order to quantitatively compare with theoretical predictions. This matrix is obtained by summing two covariance matrices.

The first covariance matrix incorporates the statistical uncertainty and the systematic uncertainties from detector and background modelling. It is obtained by performing pseudo-experiments, where, in each pseudo-experiment, each bin of the data distribution is varied following a Poisson distribution. Gaussian-distributed shifts are coherently added for each systematic uncertainty by scaling each Poisson-fluctuated bin with the relative variation from the associated systematic uncertainty effect. Differential cross-sections are obtained by unfolding each varied reconstruction distribution with the nominal corrections, and the results are used to compute the first covariance matrix.

The second covariance matrix is obtained by summing four separate theory-model covariance matrices corresponding to the effects of the $t\bar{t}$ generator, parton shower, ISR/FSR

and PDF uncertainties. Elements of these covariance matrices are computed by multiplying the relative systematic uncertainties scaled by the measured cross-section in each bin. The bin-to-bin correlation value is set to unity for each contribution. This procedure is needed for the signal modelling uncertainties because they cannot be represented as a smooth variation at detector level, and so cannot be included in the pseudo-experiment formalism used for the first covariance matrix.

If the number of events in a given bin of a pseudo-experiment becomes negative due to the effect of the combined systematic shifts, this value is set to zero before the unfolding stage. This is the case for the $p_T^{t,\text{had}}$ distribution in the boosted topology where the total uncertainty is about 50% in the last two bins and the negative fluctuations appeared in 2% of pseudo-experiments in the seventh bin and in 7% for the last bin. The expected effect is thus only a few per cent decorrelation of the last two bins from the others.

Figures 15–18 present the absolute and relative $t\bar{t}$ fiducial phase-space differential cross-sections as functions of the different observables. In particular, figure 15 shows the absolute differential cross section as a function of the hadronic top-quark transverse momentum and the absolute value of the rapidity in the resolved topology in the top row and the boosted topology in the bottom row. Figure 16 presents the absolute cross section as a function of the $t\bar{t}$ system invariant mass, transverse momentum and absolute value of the rapidity in the resolved topology. Figures 17 and 18 show the corresponding relative cross-sections.

In tables 4 and 5, correlation matrices are presented for the relative differential cross-section measurements as a function of the hadronic top-quark transverse momentum for the resolved and boosted topologies. Large correlations across the bins are present for the absolute cross-section results due to highly correlated systematic uncertainties which change the overall cross-section. For the relative cross-section results, there is typically a strong correlation between a few neighbouring bins, and an anti-correlation with distant bins due to the normalisation condition.

For the hadronic top-quark transverse momentum, the values of the absolute differential cross-sections are shown in table 6 along with their uncertainties for both the resolved and boosted topologies. In addition, the inclusive fiducial cross-section in each of the resolved and boosted topology is presented in table 7 alongside those from different models for comparison. The inclusive cross-section is extracted in a single bin, i.e. not by integrating a particular differential cross-section. Most of the systematic uncertainties associated with this fiducial measurement are uncorrelated with the fiducial measurement in the dilepton channel [57] and the results agree at the level of about one standard deviation.

Most predictions do not describe well all the distributions, as also witnessed by the χ^2 values and the p -values listed in tables 8–11. In particular, tension between data and most predictions is observed in the case of the differential cross-sections as a function of the hadronic top-quark transverse momentum distribution (figures 15a, 15c, 17a, 17c).

No electroweak corrections [91–95] are included in these predictions. Although these have been shown to have a measurable impact at very high values of the top-quark transverse momentum [10], the electroweak correction of 10–15% [95] for values of the top-quark transverse momentum of about 1 TeV is not large enough to remove the discrepancy observed in the differential cross-section as a function of the boosted $p_T^{t,\text{had}}$ distribution as

shown in figure 17c. For the case of the differential cross-sections as a function of the $p_T^{t,\text{had}}$ distribution in both the resolved and boosted topologies the POWHEG+HERWIG7 generator gives the best χ^2 value. It was shown that, at 8 TeV, the agreement at parton level improves when using the full NNLO calculations [8, 9, 96, 97]. The shape of the differential cross-sections as a function of the $|y^{t,\text{had}}|$ distributions (figures 15b and 15d) show good agreement for all the generators for both the resolved and boosted topologies.

For the differential cross-section as a function of the $m^{t\bar{t}}$ distribution (figures 16a and 18a), all the predictions agree reasonably well with the data except for the two HERWIG++ samples. As shown in the differential cross-section as a function of $p_T^{t\bar{t}}$ distributions (figures 16b and 18b), the radHi and radLo samples bracket the nominal POWHEG+PYTHIA6 prediction. As illustrated by the χ^2 values of the $p_T^{t\bar{t}}$ spectrum, for the case of the absolute differential cross-sections, none of the predictions agree well with the data, while for the case of the relative differential cross-sections only the radLo and the POWHEG+HERWIG++ predictions disagree with the data. Although the improvement could indicate that the normalisation is the main factor driving the disagreement in the absolute cross-section results, the fact that other observables do not follow the same pattern highlights additional causes to this mismodelling.

There is an indication (figure 18c) that the data at high values of $t\bar{t}$ rapidity for the relative differential cross-sections may not be adequately described by many of the generators considered. These distributions are especially sensitive to different choices of PDF sets, as was observed at 8 TeV [8]. The POWHEG+HERWIG++ prediction gives the worst χ^2 value for this observable.

Overall, it can be seen that the POWHEG+HERWIG++ prediction disagrees the most with data, having a p -value of less than 1% for four of the five observables studied in the resolved channel, while the POWHEG+HERWIG7 prediction agrees adequately with the data for all five observables.

Since the definitions of the phase space and the particle-level hadronic top quark differ between the resolved and boosted topologies, a direct comparison of the measured differential cross-sections is not possible. However, it can be seen in figure 19 that the ratio of data to prediction is consistent between the two topologies in the overlap region. Also, the trend observed in figure 19 explains the difference in the overall data/prediction normalisation in figure 15a and figure 15c.

About 50% of the selected data events that satisfy the boosted selection also satisfy the resolved selection. This fraction depends on the kinematic properties of the events and decreases to about 30% at a top-quark p_T of 1 TeV. Only 0.3% of the events that satisfy the resolved event selection also satisfy the boosted selection requirements.

Bin GeV	0-25	25-50	50-75	75-105	105-135	135-165	165-195	195-230	230-265	265-300	300-350	350-400	400-450	450-500	500-1000
0-25	1.00	0.70	0.61	0.59	0.08	-0.23	-0.49	-0.30	-0.52	-0.22	-0.39	-0.42	-0.23	0.07	-0.17
25-50	0.70	1.00	0.77	0.69	-0.01	-0.39	-0.65	-0.45	-0.66	-0.35	-0.50	-0.53	-0.31	-0.01	-0.21
50-75	0.61	0.77	1.00	0.67	-0.01	-0.40	-0.58	-0.46	-0.70	-0.49	-0.60	-0.56	-0.41	-0.12	-0.28
75-105	0.59	0.69	0.67	1.00	0.06	-0.21	-0.53	-0.38	-0.56	-0.35	-0.50	-0.52	-0.37	-0.08	-0.32
105-135	0.08	-0.01	-0.01	0.06	1.00	0.35	0.09	0.15	-0.12	0.05	-0.12	-0.16	-0.19	0.11	-0.27
135-165	-0.23	-0.39	-0.40	-0.21	0.35	1.00	0.57	0.54	0.50	0.47	0.40	0.37	0.25	0.35	0.12
165-195	-0.49	-0.65	-0.58	-0.53	0.09	0.57	1.00	0.66	0.64	0.50	0.53	0.61	0.38	0.33	0.29
195-230	-0.30	-0.45	-0.46	-0.38	0.15	0.54	0.66	1.00	0.67	0.76	0.71	0.62	0.56	0.66	0.39
230-265	-0.52	-0.66	-0.70	-0.56	-0.12	0.50	0.64	0.67	1.00	0.68	0.73	0.73	0.58	0.42	0.45
265-300	-0.22	-0.35	-0.49	-0.35	0.05	0.47	0.50	0.76	0.68	1.00	0.77	0.60	0.65	0.71	0.45
300-350	-0.39	-0.50	-0.60	-0.50	-0.12	0.40	0.53	0.71	0.73	0.77	1.00	0.71	0.66	0.59	0.57
350-400	-0.42	-0.53	-0.56	-0.52	-0.16	0.37	0.61	0.62	0.73	0.60	0.71	1.00	0.59	0.49	0.62
400-450	-0.23	-0.31	-0.41	-0.37	-0.19	0.25	0.38	0.56	0.58	0.65	0.66	0.59	1.00	0.54	0.57
450-500	0.07	-0.01	-0.12	-0.08	0.11	0.35	0.33	0.66	0.42	0.71	0.59	0.49	0.54	1.00	0.46
500-1000	-0.17	-0.21	-0.28	-0.32	-0.27	0.12	0.29	0.39	0.45	0.45	0.57	0.62	0.57	0.46	1.00

Table 4. Correlation matrix of the relative cross-section as a function of the hadronic top-quark p_T , accounting for the statistical and systematic uncertainties in the resolved topology.

Bin GeV	300-350	350-400	400-450	450-500	500-550	550-650	650-750	750-1500
300-350	1.00	0.36	-0.42	-0.57	-0.46	-0.47	-0.53	-0.52
350-400	0.36	1.00	-0.01	-0.22	-0.03	0.04	-0.23	-0.11
400-450	-0.42	-0.01	1.00	0.34	0.30	0.50	0.27	0.37
450-500	-0.57	-0.22	0.34	1.00	0.51	0.45	0.48	0.49
500-550	-0.46	-0.03	0.30	0.51	1.00	0.59	0.44	0.51
550-650	-0.47	0.04	0.50	0.45	0.59	1.00	0.43	0.54
650-750	-0.53	-0.23	0.27	0.48	0.44	0.43	1.00	0.44
750-1500	-0.52	-0.11	0.37	0.49	0.51	0.54	0.44	1.00

Table 5. Correlation matrix for the relative cross-section as a function of the hadronic top-quark p_T , accounting for the statistical and systematic uncertainties in the boosted topology.

Resolved particle-level $p_T^{t,\text{had}}$ [GeV]	σ in resolved fiducial phase-space [pb]
0–25	$3.37 \pm 0.07 \pm 0.44$
25–50	$9.77 \pm 0.11 \pm 1.22$
50–75	$14.51 \pm 0.14 \pm 1.73$
75–105	$19.26 \pm 0.15 \pm 2.17$
105–135	$17.21 \pm 0.15 \pm 1.88$
135–165	$12.34 \pm 0.12 \pm 1.28$
165–195	$8.40 \pm 0.10 \pm 0.81$
195–230	$6.42 \pm 0.09 \pm 0.65$
230–265	$3.95 \pm 0.07 \pm 0.37$
265–300	$2.69 \pm 0.06 \pm 0.28$
300–350	$2.04 \pm 0.05 \pm 0.21$
350–400	$1.11 \pm 0.04 \pm 0.13$
400–450	$0.55 \pm 0.03 \pm 0.07$
450–500	$0.26 \pm 0.02 \pm 0.06$
500–1000	$0.36 \pm 0.03 \pm 0.07$
Boosted particle-level $p_T^{t,\text{had}}$ [GeV]	σ in boosted fiducial phase-space [pb]
300–350	$0.95 \pm 0.02 \pm 0.19$
350–400	$0.61 \pm 0.02 \pm 0.12$
400–450	$0.35 \pm 0.02 \pm 0.07$
450–500	$0.20 \pm 0.01 \pm 0.05$
500–550	$0.14 \pm 0.01 \pm 0.04$
550–650	$0.17 \pm 0.01 \pm 0.05$
650–750	$0.042 \pm 0.009 \pm 0.016$
750–1500	$0.043 \pm 0.010 \pm 0.023$

Table 6. Unfolded fiducial phase-space differential cross-section values in bins of hadronic top-quark transverse momentum for the resolved (top) and boosted (bottom) topologies. The first uncertainty is statistical and the second one is systematic.

Sample	Fiducial cross-section [pb]	
	Resolved	Boosted
POWHEG+PYTHIA6	92.0	2.96
POWHEG+PYTHIA radHi	90.9	3.10
POWHEG+PYTHIA radLo	94.2	2.89
aMC@NLO+HERWIG++	94.9	3.19
POWHEG+HERWIG++	93.5	2.84
POWHEG+PYTHIA8	97.5	3.07
POWHEG+HERWIG7	97.2	2.84
aMC@NLO+PYTHIA8	98.5	2.88
Data	110^{+13}_{-14} (stat+syst)	2.54 ± 0.54 (stat+syst)

Table 7. Fiducial cross-sections in the resolved and boosted topologies for data and different models. Each model’s cross-section is scaled to the NNLO+NNLL value from refs. [34–39], hence the quoted fiducial cross-sections result from different kinematic regions and thus acceptance from each model.

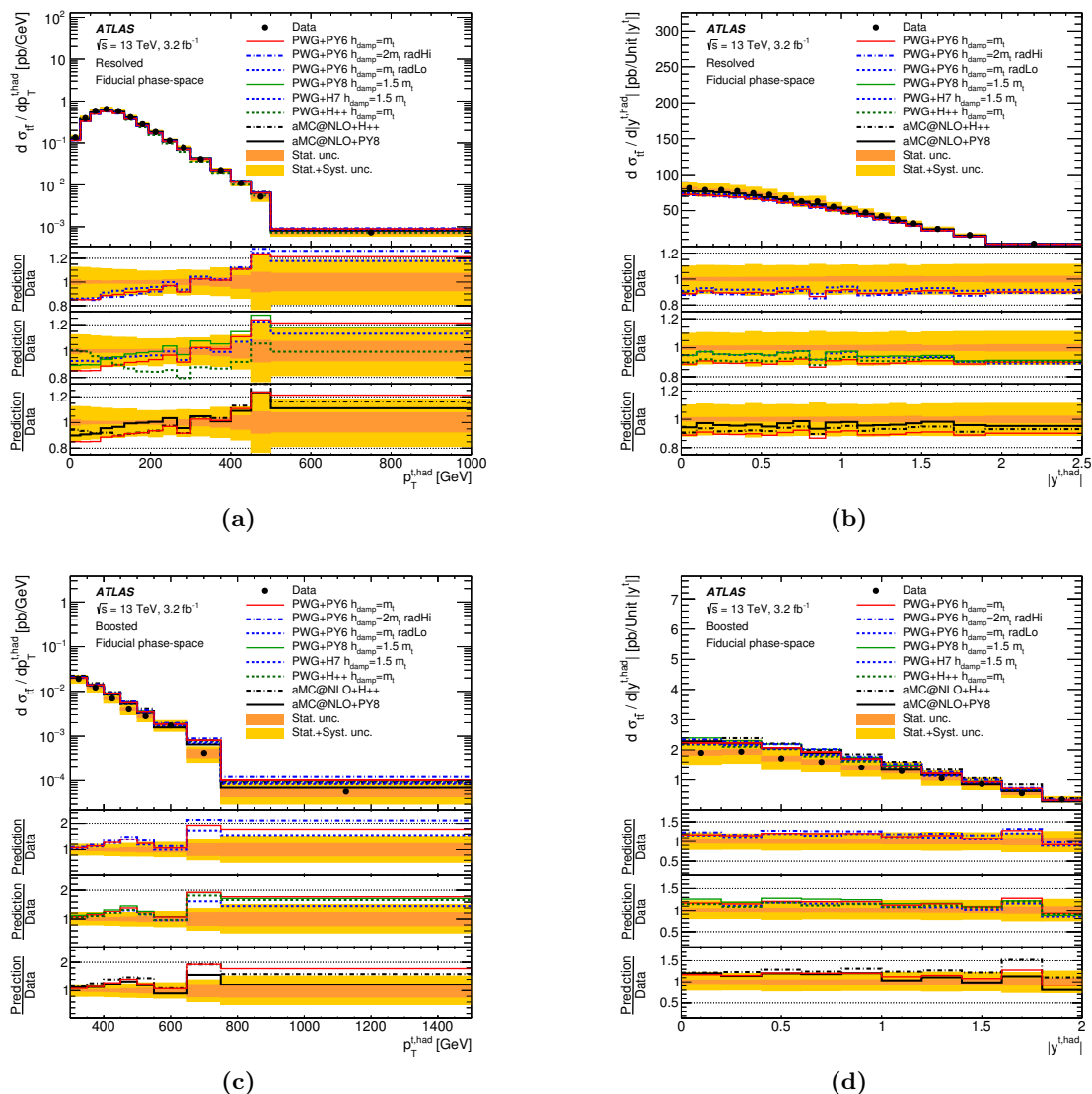


Figure 15. Fiducial phase-space absolute differential cross-sections as a function of the (a) transverse momentum ($p_T^{t,\text{had}}$) and (b) the absolute value of the rapidity ($|y^{t,\text{had}}|$) of the hadronic top quark in the resolved topology and corresponding results in the boosted topology (c), (d). The yellow bands indicate the total uncertainty of the data in each bin. The POWHEG+PYTHIA6 generator with $h_{\text{damp}} = m_t$ and the CT10 PDF is used as the nominal prediction to correct for detector effects. The lower three panels show the ratio of the predictions to the data. The first panel compares the three POWHEG+PYTHIA6 samples with different settings for additional radiation, the second panel compares the nominal POWHEG+PYTHIA6 sample with the other POWHEG samples and the third panel compares the nominal POWHEG+PYTHIA6 sample with the MADGRAPH5_aMC@NLO samples.

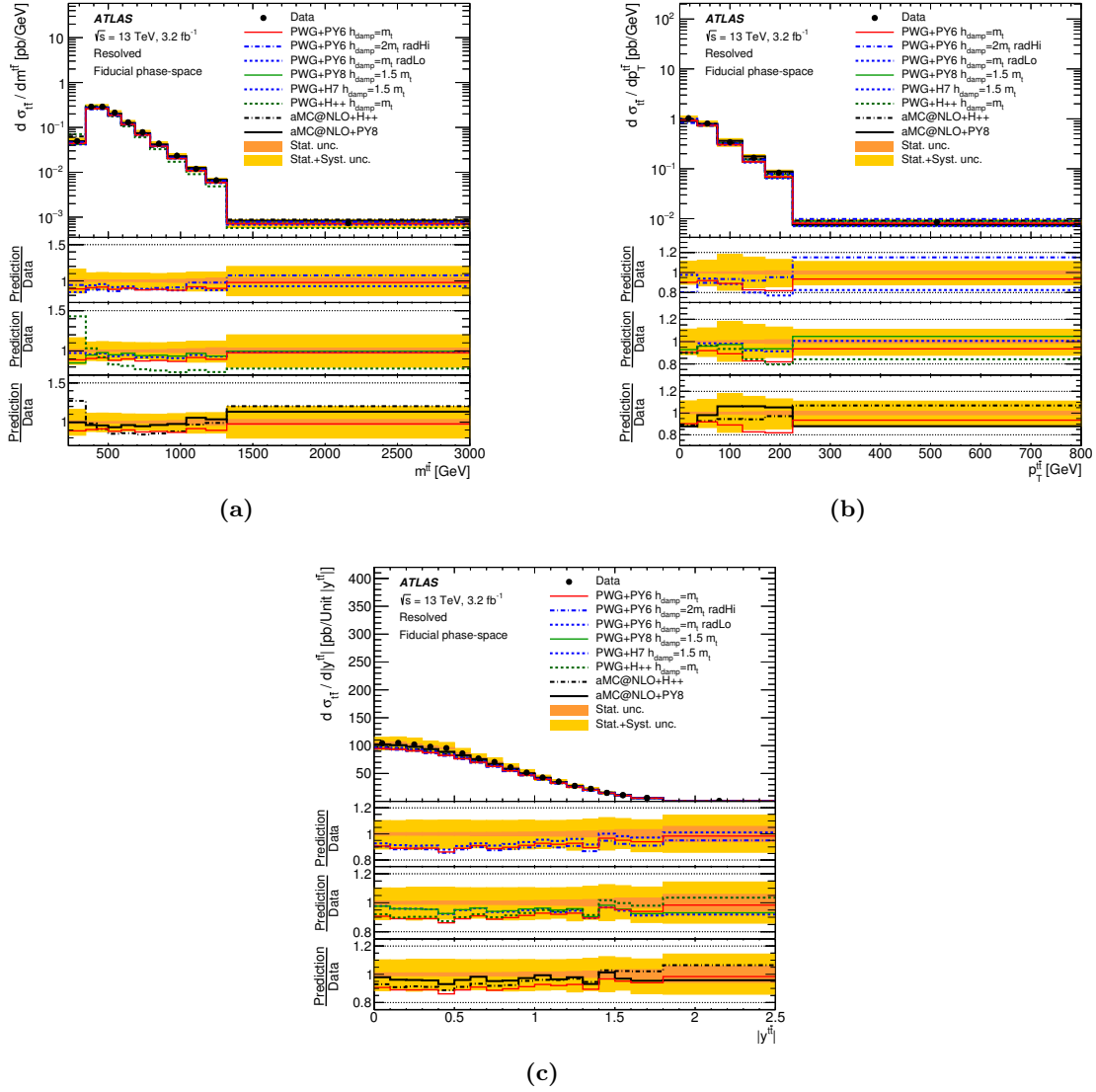


Figure 16. Fiducial phase-space absolute differential cross-sections as a function of the (a) invariant mass ($m^{t\bar{t}}$), (b) transverse momentum ($p_T^{t\bar{t}}$) and (c) the absolute value of the rapidity ($|y^{t\bar{t}}|$) of the $t\bar{t}$ system in the resolved topology. The yellow bands indicate the total uncertainty of the data in each bin. The POWHEG+PYTHIA6 generator with $h_{\text{damp}}=m_t$ and the CT10 PDF is used as the nominal prediction to correct for detector effects. The lower three panels show the ratio of the predictions to the data. The first panel compares the three POWHEG+PYTHIA6 samples with different settings for additional radiation, the second panel compares the nominal POWHEG+PYTHIA6 sample with the other POWHEG samples and the third panel compares the nominal POWHEG+PYTHIA6 sample with the MADGRAPH5_aMC@NLO samples.

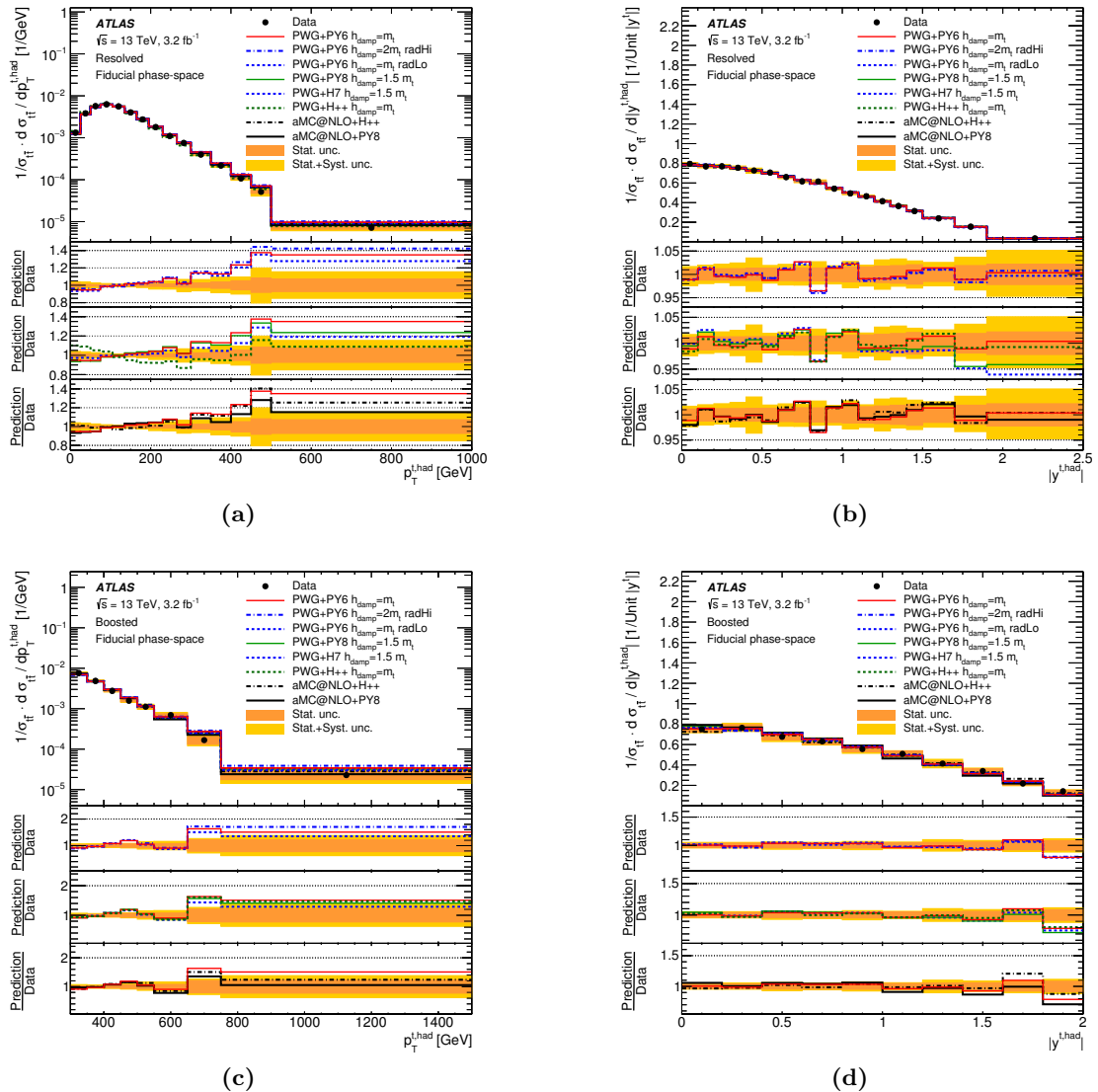


Figure 17. Fiducial phase-space relative differential cross-sections as a function of the (a) transverse momentum ($p_T^{t, \text{had}}$) and (b) the absolute value of the rapidity ($|y^{t, \text{had}}|$) of the hadronic top quark in the resolved topology, and corresponding results in the boosted topology (c), (d). The yellow bands indicate the total uncertainty of the data in each bin. The POWHEG+PYTHIA6 generator with $h_{\text{damp}} = m_t$ and the CT10 PDF is used as the nominal prediction to correct for detector effects. The lower three panels show the ratio of the predictions to the data. The first panel compares the three POWHEG+PYTHIA6 samples with different settings for additional radiation, the second panel compares the nominal POWHEG+PYTHIA6 sample with the other POWHEG samples and the third panel compares the nominal POWHEG+PYTHIA6 sample with the MADGRAPH5_aMC@NLO samples.

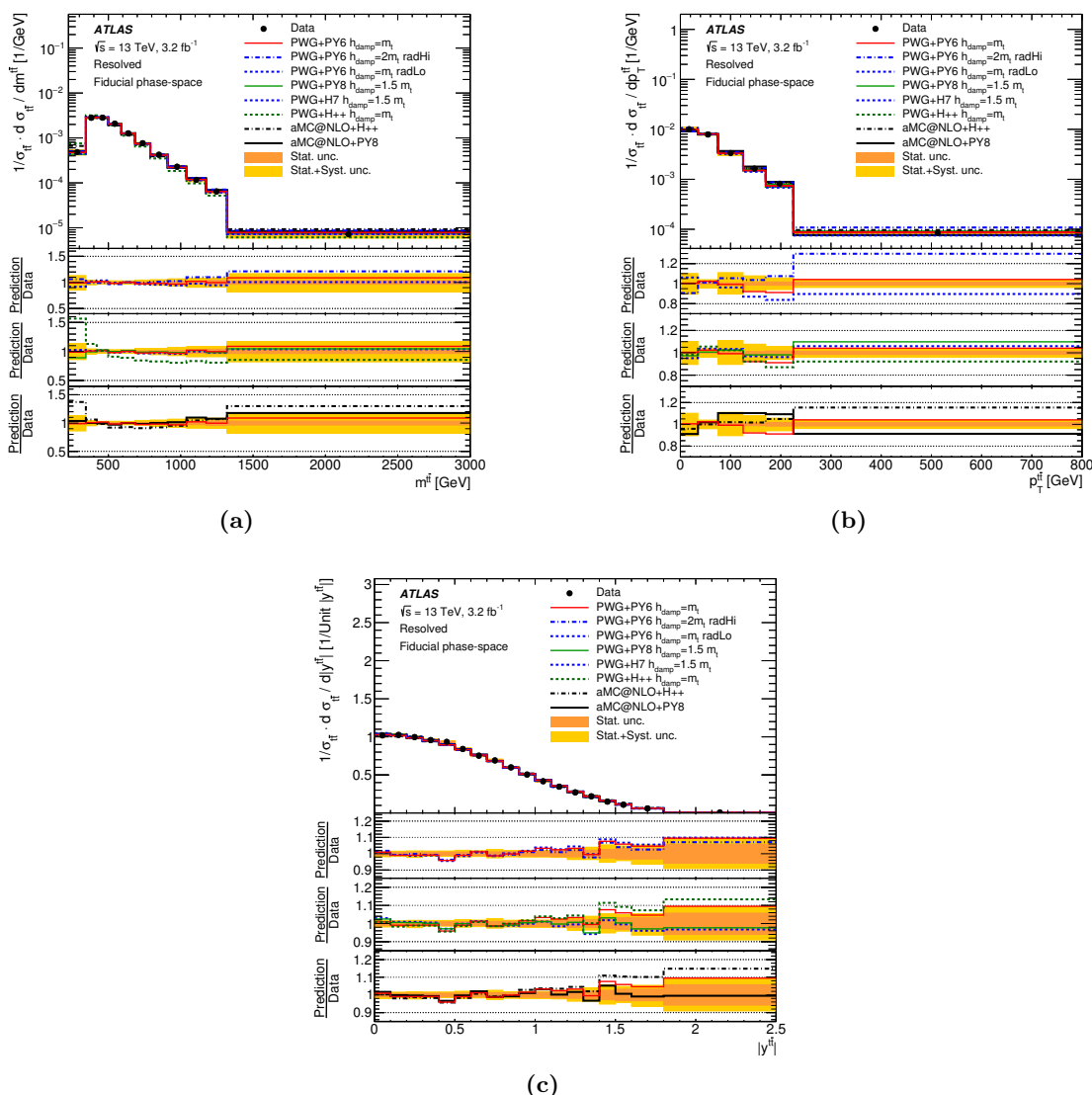


Figure 18. Fiducial phase-space relative differential cross-sections as a function of the (a) invariant mass ($m^{t\bar{t}}$), (b) transverse momentum ($p_T^{t\bar{t}}$) and (c) the absolute value of the rapidity ($|y^{t\bar{t}}|$) of the $t\bar{t}$ system in the resolved topology. The yellow bands indicate the total uncertainty of the data in each bin. The POWHEG+PYTHIA6 generator with $h_{\text{damp}} = m_t$ and the CT10 PDF is used as the nominal prediction to correct for detector effects. The lower three panels show the ratio of the predictions to the data. The first panel compares the three POWHEG+PYTHIA6 samples with different settings for additional radiation, the second panel compares the nominal POWHEG+PYTHIA6 sample with the other POWHEG samples and the third panel compares the nominal POWHEG+PYTHIA6 sample with the MADGRAPH5_aMC@NLO samples.

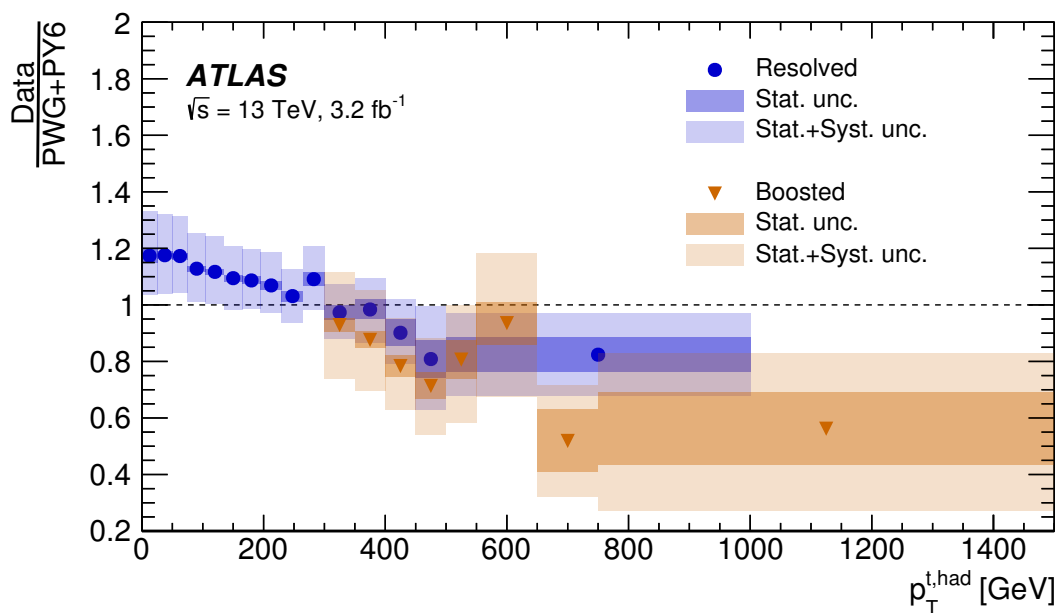


Figure 19. Ratios of the measured fiducial phase-space absolute differential cross-section to the prediction from POWHEG+PYTHIA6 in the resolved and boosted topologies as a function of their respective transverse momentum of the hadronic top quark. The bands indicate the statistical and total uncertainties of the data in each bin. The POWHEG+PYTHIA6 generator with $h_{\text{damp}} = m_t$ and the CT10 PDF is used as the nominal prediction to correct for detector effects.

	$p_T^{t,\text{had}}$		$ y^{t,\text{had}} $		$m^{t\bar{t}}$		$p_T^{t\bar{t}}$		$ y^{t\bar{t}} $	
	χ^2/NDF	$p\text{-val}$	χ^2/NDF	$p\text{-val}$	χ^2/NDF	$p\text{-val}$	χ^2/NDF	$p\text{-val}$	χ^2/NDF	$p\text{-val}$
POWHEG+PYTHIA6	19.0/15	0.22	7.8/18	0.98	9.8/11	0.55	14.9/6	0.02	20.0/18	0.33
POWHEG+PYTHIA6 (radHi)	20.9/15	0.14	8.5/18	0.97	8.7/11	0.65	56.1/6	<0.01	17.3/18	0.51
POWHEG+PYTHIA6 (radLo)	20.8/15	0.14	7.4/18	0.99	12.7/11	0.32	22.1/6	<0.01	25.5/18	0.11
MADGRAPH5_aMC@NLO+HERWIG++	23.5/15	0.07	10.7/18	0.91	32.4/11	<0.01	16.4/6	0.01	28.1/18	0.06
POWHEG+HERWIG++	30.3/15	0.01	7.9/18	0.98	34.8/11	<0.01	28.0/6	<0.01	30.4/18	0.03
MADGRAPH5_aMC@NLO+PYTHIA8	19.1/15	0.21	8.4/18	0.97	7.6/11	0.75	19.0/6	<0.01	16.1/18	0.59
POWHEG+PYTHIA8	18.4/15	0.24	10.5/18	0.92	7.7/11	0.74	11.7/6	0.07	12.3/18	0.83
POWHEG+HERWIG7	13.8/15	0.54	10.9/18	0.90	7.0/11	0.80	11.6/6	0.07	12.8/18	0.80

Table 8. Comparison between the measured fiducial phase-space absolute differential cross-sections and the predictions from several MC generators in the resolved topology in terms of a χ^2 divided by the number of degrees of freedom (NDF) and p -values with NDF equal to N_b where N_b denotes the number of bins in the distribution.

	$p_T^{t,\text{had}}$		$ y^{t,\text{had}} $	
	χ^2/NDF	$p\text{-val}$	χ^2/NDF	$p\text{-val}$
POWHEG+PYTHIA6	14.7/8	0.06	11.0/10	0.36
POWHEG+PYTHIA6 (radHi)	19.5/8	0.01	12.3/10	0.27
POWHEG+PYTHIA6 (radLo)	15.0/8	0.06	10.0/10	0.44
MADGRAPH5_aMC@NLO+HERWIG++	17.9/8	0.02	12.8/10	0.24
POWHEG+HERWIG++	14.1/8	0.08	8.0/10	0.63
MADGRAPH5_aMC@NLO+PYTHIA8	12.8/8	0.12	20.4/10	0.03
POWHEG+PYTHIA8	16.7/8	0.03	18.4/10	0.05
POWHEG+HERWIG7	11.9/8	0.15	11.7/10	0.30

Table 9. Comparison between the measured fiducial phase-space absolute differential cross-sections and the predictions from several MC generators in the boosted topology in terms of a χ^2 divided by the number of degrees of freedom (NDF) and p -values with NDF equal to N_b where N_b denotes the number of bins in the distribution.

Observable	$p_T^{t,\text{had}}$		$ y^{t,\text{had}} $		$m^{t\bar{t}}$		$p_T^{t\bar{t}}$		$ y^{t\bar{t}} $	
	χ^2/NDF	$p\text{-val}$	χ^2/NDF	$p\text{-val}$	χ^2/NDF	$p\text{-val}$	χ^2/NDF	$p\text{-val}$	χ^2/NDF	$p\text{-val}$
POWHEG+PYTHIA6	23.0/14	0.06	8.1/17	0.96	6.3/10	0.79	7.7/5	0.17	22.5/17	0.17
POWHEG+PYTHIA6 (radHi)	23.8/14	0.05	8.5/17	0.95	7.7/10	0.66	5.1/5	0.41	19.3/17	0.31
POWHEG+PYTHIA6 (radLo)	25.9/14	0.03	7.5/17	0.98	8.2/10	0.61	20.4/5	<0.01	28.0/17	0.04
MADGRAPH5_aMC@NLO+HERWIG++	24.4/14	0.04	10.8/17	0.87	23.6/10	<0.01	2.6/5	0.76	30.0/17	0.03
POWHEG+HERWIG++	24.0/14	0.05	7.4/17	0.98	37.9/10	<0.01	25.0/5	<0.01	32.8/17	0.01
MADGRAPH5_aMC@NLO+PYTHIA8	21.8/14	0.08	7.8/17	0.97	6.8/10	0.75	3.3/5	0.66	18.0/17	0.39
POWHEG+PYTHIA8	21.5/14	0.09	9.6/17	0.92	6.5/10	0.77	1.1/5	0.96	14.0/17	0.67
POWHEG+HERWIG7	15.4/14	0.35	9.3/17	0.93	6.7/10	0.76	5.4/5	0.37	15.1/17	0.59

Table 10. Comparison between the measured fiducial phase-space relative differential cross-sections and the predictions from several MC generators in the resolved topology in terms of a χ^2 divided by the number of degrees of freedom (NDF) and p -values with NDF equal to $N_b - 1$ where N_b denotes the number of bins in the distribution.

	$p_T^{t,\text{had}}$		$ y^{t,\text{had}} $	
	χ^2/NDF	$p\text{-val}$	χ^2/NDF	$p\text{-val}$
POWHEG+PYTHIA6	10.2/7	0.18	2.9/9	0.97
POWHEG+PYTHIA6 (radHi)	11.3/7	0.12	2.9/9	0.97
POWHEG+PYTHIA6 (radLo)	11.5/7	0.12	2.8/9	0.97
MADGRAPH5_aMC@NLO+HERWIG++	11.1/7	0.13	4.6/9	0.87
POWHEG+HERWIG++	10.7/7	0.15	2.5/9	0.98
MADGRAPH5_aMC@NLO+PYTHIA8	10.9/7	0.14	7.2/9	0.62
POWHEG+PYTHIA8	11.3/7	0.13	4.3/9	0.89
POWHEG+HERWIG7	9.9/7	0.20	3.6/9	0.94

Table 11. Comparison between the measured fiducial phase-space relative differential cross-sections and the predictions from several MC generators in the boosted topology in terms of a χ^2 divided by the number of degrees of freedom (NDF) and p -values with NDF equal to $N_b - 1$ where N_b denotes the number of bins in the distribution.

11 Conclusions

Kinematic distributions of hadronically decaying top quarks in both resolved and boosted topologies, and of top-quark pairs in the resolved topology are measured in a fiducial phase-space, using events from the lepton+jets channel using data from 13 TeV proton-proton collisions collected by the ATLAS detector at the CERN Large Hadron Collider, corresponding to an integrated luminosity of 3.2 fb^{-1} . Absolute as well as relative differential cross-sections are measured as a function of the hadronic top-quark transverse momentum and rapidity. For the resolved topology, the differential cross-sections are also measured as a function of the mass, transverse momentum and rapidity of the $t\bar{t}$ system.

In general, the Monte Carlo predictions agree with data in a wide kinematic region. However, the shape of the transverse momentum distribution of hadronically decaying top quarks is poorly modelled by all NLO+PS predictions, where the disagreement is largest at high transverse momentum. This behaviour is consistent between the resolved and boosted topologies, and also with the results at lower centre-of-mass energies.

In the resolved topology, the precision of the measurement of the transverse momentum of the $t\bar{t}$ system makes it possible to distinguish between different settings in the NLO+PS calculations, indicating that the data have discriminating power sufficient to allow parameter values for these generators to be improved. For the relative differential cross-section results, the transverse momentum of hadronically decaying top quarks is the most poorly modelled observable.

Acknowledgments

We thank CERN for the very successful operation of the LHC, as well as the support staff from our institutions without whom ATLAS could not be operated efficiently.

We acknowledge the support of ANPCyT, Argentina; YerPhI, Armenia; ARC, Australia; BMWFW and FWF, Austria; ANAS, Azerbaijan; SSTC, Belarus; CNPq and FAPESP, Brazil; NSERC, NRC and CFI, Canada; CERN; CONICYT, Chile; CAS, MOST and NSFC, China; COLCIENCIAS, Colombia; MSMT CR, MPO CR and VSC CR, Czech Republic; DNRF and DNSRC, Denmark; IN2P3-CNRS, CEA-DSM/IRFU, France; SRNSF, Georgia; BMBF, HGF, and MPG, Germany; GSRT, Greece; RGC, Hong Kong SAR, China; ISF, I-CORE and Benoziyo Center, Israel; INFN, Italy; MEXT and JSPS, Japan; CNRST, Morocco; NWO, Netherlands; RCN, Norway; MNiSW and NCN, Poland; FCT, Portugal; MNE/IFA, Romania; MES of Russia and NRC KI, Russian Federation; JINR; MESTD, Serbia; MSSR, Slovakia; ARRS and MIZŠ, Slovenia; DST/NRF, South Africa; MINECO, Spain; SRC and Wallenberg Foundation, Sweden; SERI, SNSF and Cantons of Bern and Geneva, Switzerland; MOST, Taiwan; TAEK, Turkey; STFC, United Kingdom; DOE and NSF, United States of America. In addition, individual groups and members have received support from BCKDF, the Canada Council, CANARIE, CRC, Compute Canada, FQRNT, and the Ontario Innovation Trust, Canada; EPLANET, ERC, ERDF, FP7, Horizon 2020 and Marie Skłodowska-Curie Actions, European Union; Investissements d’Avenir Labex and Idex, ANR, Région Auvergne and Fondation Partager le Savoir, France; DFG and AvH Foundation, Germany; Herakleitos, Thales and Aristeia programmes co-financed by EU-ESF and the Greek NSRF; BSF, GIF and Minerva, Israel;

BRF, Norway; CERCA Programme Generalitat de Catalunya, Generalitat Valenciana, Spain; the Royal Society and Leverhulme Trust, United Kingdom.

The crucial computing support from all WLCG partners is acknowledged gratefully, in particular from CERN, the ATLAS Tier-1 facilities at TRIUMF (Canada), NDGF (Denmark, Norway, Sweden), CC-IN2P3 (France), KIT/GridKA (Germany), INFN-CNAF (Italy), NL-T1 (Netherlands), PIC (Spain), ASGC (Taiwan), RAL (U.K.) and BNL (U.S.A.), the Tier-2 facilities worldwide and large non-WLCG resource providers. Major contributors of computing resources are listed in ref. [98].

Open Access. This article is distributed under the terms of the Creative Commons Attribution License ([CC-BY 4.0](https://creativecommons.org/licenses/by/4.0/)), which permits any use, distribution and reproduction in any medium, provided the original author(s) and source are credited.

References

- [1] R. Frederix and F. Maltoni, *Top pair invariant mass distribution: a window on new physics*, *JHEP* **01** (2009) 047 [[arXiv:0712.2355](https://arxiv.org/abs/0712.2355)] [[INSPIRE](#)].
- [2] D. Atwood, A. Kagan and T.G. Rizzo, *Constraining anomalous top quark couplings at the Tevatron*, *Phys. Rev. D* **52** (1995) 6264 [[hep-ph/9407408](https://arxiv.org/abs/hep-ph/9407408)] [[INSPIRE](#)].
- [3] C. Englert, A. Freitas, M. Spira and P.M. Zerwas, *Constraining the intrinsic structure of top-quarks*, *Phys. Lett. B* **721** (2013) 261 [[arXiv:1210.2570](https://arxiv.org/abs/1210.2570)] [[INSPIRE](#)].
- [4] ATLAS collaboration, *Measurements of top quark pair relative differential cross-sections with ATLAS in pp collisions at $\sqrt{s} = 7$ TeV*, *Eur. Phys. J. C* **73** (2013) 2261 [[arXiv:1207.5644](https://arxiv.org/abs/1207.5644)] [[INSPIRE](#)].
- [5] ATLAS collaboration, *Measurements of normalized differential cross sections for $t\bar{t}$ production in pp collisions at $\sqrt{s} = 7$ TeV using the ATLAS detector*, *Phys. Rev. D* **90** (2014) 072004 [[arXiv:1407.0371](https://arxiv.org/abs/1407.0371)] [[INSPIRE](#)].
- [6] ATLAS collaboration, *Differential top-antitop cross-section measurements as a function of observables constructed from final-state particles using pp collisions at $\sqrt{s} = 7$ TeV in the ATLAS detector*, *JHEP* **06** (2015) 100 [[arXiv:1502.05923](https://arxiv.org/abs/1502.05923)] [[INSPIRE](#)].
- [7] CMS collaboration, *Measurement of differential top-quark pair production cross sections in pp collisions at $\sqrt{s} = 7$ TeV*, *Eur. Phys. J. C* **73** (2013) 2339 [[arXiv:1211.2220](https://arxiv.org/abs/1211.2220)] [[INSPIRE](#)].
- [8] ATLAS collaboration, *Measurements of top-quark pair differential cross-sections in the lepton+jets channel in pp collisions at $\sqrt{s} = 8$ TeV using the ATLAS detector*, *Eur. Phys. J. C* **76** (2016) 538 [[arXiv:1511.04716](https://arxiv.org/abs/1511.04716)] [[INSPIRE](#)].
- [9] CMS collaboration, *Measurement of the differential cross section for top quark pair production in pp collisions at $\sqrt{s} = 8$ TeV*, *Eur. Phys. J. C* **75** (2015) 542 [[arXiv:1505.04480](https://arxiv.org/abs/1505.04480)] [[INSPIRE](#)].
- [10] ATLAS collaboration, *Measurement of the differential cross-section of highly boosted top quarks as a function of their transverse momentum in $\sqrt{s} = 8$ TeV proton-proton collisions using the ATLAS detector*, *Phys. Rev. D* **93** (2016) 032009 [[arXiv:1510.03818](https://arxiv.org/abs/1510.03818)] [[INSPIRE](#)].
- [11] CMS collaboration, *Measurement of the integrated and differential $t\bar{t}$ production cross sections for high- p_t top quarks in pp collisions at $\sqrt{s} = 8$ TeV*, *Phys. Rev. D* **94** (2016) 072002 [[arXiv:1605.00116](https://arxiv.org/abs/1605.00116)] [[INSPIRE](#)].

- [12] ATLAS collaboration, *Measurements of top-quark pair differential cross-sections in the $e\mu$ channel in pp collisions at $\sqrt{s} = 13$ TeV using the ATLAS detector*, *Eur. Phys. J. C* **77** (2017) 292 [[arXiv:1612.05220](#)] [[INSPIRE](#)].
- [13] CMS collaboration, *Measurement of differential cross sections for top quark pair production using the lepton+jets final state in proton-proton collisions at 13 TeV*, *Phys. Rev. D* **95** (2017) 092001 [[arXiv:1610.04191](#)] [[INSPIRE](#)].
- [14] ATLAS collaboration, *The ATLAS experiment at the CERN Large Hadron Collider*, 2008 *JINST* **3** S08003 [[INSPIRE](#)].
- [15] ATLAS collaboration, *ATLAS insertable B-layer technical design report*, CERN-LHCC-2010-013, CERN, Geneva Switzerland, (2010) [[ATLAS-TDR-19-ADD-1](#)].
- [16] ATLAS collaboration, *Performance of the ATLAS trigger system in 2015*, *Eur. Phys. J. C* **77** (2017) 317 [[arXiv:1611.09661](#)] [[INSPIRE](#)].
- [17] ATLAS collaboration, *Luminosity determination in pp collisions at $\sqrt{s} = 8$ TeV using the ATLAS detector at the LHC*, *Eur. Phys. J. C* **76** (2016) 653 [[arXiv:1608.03953](#)] [[INSPIRE](#)].
- [18] T. Sjöstrand, S. Mrenna and P.Z. Skands, *A brief introduction to PYTHIA 8.1*, *Comput. Phys. Commun.* **178** (2008) 852 [[arXiv:0710.3820](#)] [[INSPIRE](#)].
- [19] ATLAS collaboration, *Summary of ATLAS PYTHIA 8 tunes*, ATL-PHYS-PUB-2012-003, CERN, Geneva Switzerland, (2012).
- [20] A.D. Martin, W.J. Stirling, R.S. Thorne and G. Watt, *Parton distributions for the LHC*, *Eur. Phys. J. C* **63** (2009) 189 [[arXiv:0901.0002](#)] [[INSPIRE](#)].
- [21] ATLAS collaboration, *The ATLAS simulation infrastructure*, *Eur. Phys. J. C* **70** (2010) 823 [[arXiv:1005.4568](#)] [[INSPIRE](#)].
- [22] GEANT4 collaboration, S. Agostinelli et al., *GEANT4: a simulation toolkit*, *Nucl. Instrum. Meth. A* **506** (2003) 250 [[INSPIRE](#)].
- [23] S. Frixione, P. Nason and C. Oleari, *Matching NLO QCD computations with parton shower simulations: the POWHEG method*, *JHEP* **11** (2007) 070 [[arXiv:0709.2092](#)] [[INSPIRE](#)].
- [24] H.-L. Lai et al., *New parton distributions for collider physics*, *Phys. Rev. D* **82** (2010) 074024 [[arXiv:1007.2241](#)] [[INSPIRE](#)].
- [25] ATLAS collaboration, *Simulation of top quark production for the ATLAS experiment at $\sqrt{s} = 13$ TeV*, ATL-PHYS-PUB-2016-004, CERN, Geneva Switzerland, (2016).
- [26] S. Frixione, E. Laenen, P. Motylinski, B.R. Webber and C.D. White, *Single-top hadroproduction in association with a W boson*, *JHEP* **07** (2008) 029 [[arXiv:0805.3067](#)] [[INSPIRE](#)].
- [27] D.J. Lange, *The EvtGen particle decay simulation package*, *Nucl. Instrum. Meth. A* **462** (2001) 152 [[INSPIRE](#)].
- [28] M. Bahr et al., *HERWIG++ physics and manual*, *Eur. Phys. J. C* **58** (2008) 639 [[arXiv:0803.0883](#)] [[INSPIRE](#)].
- [29] ATLAS collaboration, *ATLAS run 1 PYTHIA8 tunes*, ATL-PHYS-PUB-2014-021, CERN, Geneva Switzerland, (2014).
- [30] J. Alwall et al., *The automated computation of tree-level and next-to-leading order differential cross sections and their matching to parton shower simulations*, *JHEP* **07** (2014) 079 [[arXiv:1405.0301](#)] [[INSPIRE](#)].

- [31] ATLAS collaboration, *Performance of the Fast ATLAS Tracking Simulation (FATRAS) and the ATLAS Fast Calorimeter Simulation (FastCaloSim) with single particles*, [ATL-SOFT-PUB-2014-01](#), CERN, Geneva Switzerland, (2014).
- [32] NNPDF collaboration, R.D. Ball et al., *Parton distributions for the LHC run II*, *JHEP* **04** (2015) 040 [[arXiv:1410.8849](#)] [[INSPIRE](#)].
- [33] M. Czakon and A. Mitov, *Top++: a program for the calculation of the top-pair cross-section at hadron colliders*, *Comput. Phys. Commun.* **185** (2014) 2930 [[arXiv:1112.5675](#)] [[INSPIRE](#)].
- [34] M. Cacciari, M. Czakon, M. Mangano, A. Mitov and P. Nason, *Top-pair production at hadron colliders with next-to-next-to-leading logarithmic soft-gluon resummation*, *Phys. Lett. B* **710** (2012) 612 [[arXiv:1111.5869](#)] [[INSPIRE](#)].
- [35] M. Beneke, P. Falgari, S. Klein and C. Schwinn, *Hadronic top-quark pair production with NNLL threshold resummation*, *Nucl. Phys. B* **855** (2012) 695 [[arXiv:1109.1536](#)] [[INSPIRE](#)].
- [36] P. Bärnreuther, M. Czakon and A. Mitov, *Percent level precision physics at the Tevatron: first genuine NNLO QCD corrections to $q\bar{q} \rightarrow t\bar{t} + X$* , *Phys. Rev. Lett.* **109** (2012) 132001 [[arXiv:1204.5201](#)] [[INSPIRE](#)].
- [37] M. Czakon and A. Mitov, *NNLO corrections to top-pair production at hadron colliders: the all-fermionic scattering channels*, *JHEP* **12** (2012) 054 [[arXiv:1207.0236](#)] [[INSPIRE](#)].
- [38] M. Czakon and A. Mitov, *NNLO corrections to top pair production at hadron colliders: the quark-gluon reaction*, *JHEP* **01** (2013) 080 [[arXiv:1210.6832](#)] [[INSPIRE](#)].
- [39] M. Czakon, P. Fiedler and A. Mitov, *Total top-quark pair-production cross section at hadron colliders through $O(\alpha_s^4)$* , *Phys. Rev. Lett.* **110** (2013) 252004 [[arXiv:1303.6254](#)] [[INSPIRE](#)].
- [40] P. Artoisenet, R. Frederix, O. Mattelaer and R. Rietkerk, *Automatic spin-entangled decays of heavy resonances in Monte Carlo simulations*, *JHEP* **03** (2013) 015 [[arXiv:1212.3460](#)] [[INSPIRE](#)].
- [41] T. Sjöstrand, S. Mrenna and P.Z. Skands, *PYTHIA 6.4 physics and manual*, *JHEP* **05** (2006) 026 [[hep-ph/0603175](#)] [[INSPIRE](#)].
- [42] D. Stump et al., *Inclusive jet production, parton distributions and the search for new physics*, *JHEP* **10** (2003) 046 [[hep-ph/0303013](#)] [[INSPIRE](#)].
- [43] P.Z. Skands, *Tuning Monte Carlo generators: the Perugia tunes*, *Phys. Rev. D* **82** (2010) 074018 [[arXiv:1005.3457](#)] [[INSPIRE](#)].
- [44] N. Kidonakis, *Next-to-next-to-leading-order collinear and soft gluon corrections for t-channel single top quark production*, *Phys. Rev. D* **83** (2011) 091503 [[arXiv:1103.2792](#)] [[INSPIRE](#)].
- [45] M. Aliev, H. Lacker, U. Langenfeld, S. Moch, P. Uwer and M. Wiedermann, *HATHOR: HAdronic Top and Heavy quarks crOss section calculatoR*, *Comput. Phys. Commun.* **182** (2011) 1034 [[arXiv:1007.1327](#)] [[INSPIRE](#)].
- [46] P. Kant et al., *HatHor for single top-quark production: updated predictions and uncertainty estimates for single top-quark production in hadronic collisions*, *Comput. Phys. Commun.* **191** (2015) 74 [[arXiv:1406.4403](#)] [[INSPIRE](#)].
- [47] T. Gleisberg et al., *Event generation with SHERPA 1.1*, *JHEP* **02** (2009) 007 [[arXiv:0811.4622](#)] [[INSPIRE](#)].
- [48] T. Gleisberg and S. Höche, *Comix, a new matrix element generator*, *JHEP* **12** (2008) 039 [[arXiv:0808.3674](#)] [[INSPIRE](#)].

- [49] F. Cascioli, P. Maierhofer and S. Pozzorini, *Scattering amplitudes with open loops*, *Phys. Rev. Lett.* **108** (2012) 111601 [[arXiv:1111.5206](#)] [[INSPIRE](#)].
- [50] S. Schumann and F. Krauss, *A parton shower algorithm based on Catani-Seymour dipole factorisation*, *JHEP* **03** (2008) 038 [[arXiv:0709.1027](#)] [[INSPIRE](#)].
- [51] S. Hoeche, F. Krauss, M. Schonherr and F. Siegert, *QCD matrix elements + parton showers: the NLO case*, *JHEP* **04** (2013) 027 [[arXiv:1207.5030](#)] [[INSPIRE](#)].
- [52] ATLAS collaboration, *Monte Carlo generators for the production of a W or Z/ γ^* boson in association with jets at ATLAS in run 2*, [ATL-PHYS-PUB-2016-003](#), CERN, Geneva Switzerland, (2016).
- [53] ATLAS collaboration, *Multi-boson simulation for 13 TeV ATLAS analyses*, [ATL-PHYS-PUB-2016-002](#), CERN, Geneva Switzerland, (2016).
- [54] ATLAS collaboration, *Modelling of the $t\bar{t}H$ and $t\bar{t}V$ ($V = W, Z$) processes for $\sqrt{s} = 13$ TeV ATLAS analyses*, [ATL-PHYS-PUB-2016-005](#), CERN, Geneva Switzerland, (2016).
- [55] J. Alwall et al., *The automated computation of tree-level and next-to-leading order differential cross sections and their matching to parton shower simulations*, *JHEP* **07** (2014) 079 [[arXiv:1405.0301](#)] [[INSPIRE](#)].
- [56] ATLAS collaboration, *Expected electron performance in the ATLAS experiment*, [ATL-PHYS-PUB-2011-006](#), CERN, Geneva Switzerland, (2011).
- [57] ATLAS collaboration, *Measurement of the $t\bar{t}$ production cross-section using $e\mu$ events with b-tagged jets in pp collisions at $\sqrt{s} = 13$ TeV with the ATLAS detector*, *Phys. Lett. B* **761** (2016) 136 [Erratum *ibid.* **B 772** (2017) 879] [[arXiv:1606.02699](#)] [[INSPIRE](#)].
- [58] ATLAS collaboration, *Electron efficiency measurements with the ATLAS detector using the 2012 LHC proton-proton collision data*, [ATLAS-CONF-2014-032](#), CERN, Geneva Switzerland, (2014).
- [59] ATLAS collaboration, *Muon reconstruction performance of the ATLAS detector in proton-proton collision data at $\sqrt{s} = 13$ TeV*, *Eur. Phys. J. C* **76** (2016) 292 [[arXiv:1603.05598](#)] [[INSPIRE](#)].
- [60] M. Cacciari, G.P. Salam and G. Soyez, *The anti- k_t jet clustering algorithm*, *JHEP* **04** (2008) 063 [[arXiv:0802.1189](#)] [[INSPIRE](#)].
- [61] M. Cacciari, G.P. Salam and G. Soyez, *FastJet user manual*, *Eur. Phys. J. C* **72** (2012) 1896 [[arXiv:1111.6097](#)] [[INSPIRE](#)].
- [62] ATLAS collaboration, *Jet energy measurement and its systematic uncertainty in proton-proton collisions at $\sqrt{s} = 7$ TeV with the ATLAS detector*, *Eur. Phys. J. C* **75** (2015) 17 [[arXiv:1406.0076](#)] [[INSPIRE](#)].
- [63] ATLAS collaboration, *Performance of jet substructure techniques for large-R jets in proton-proton collisions at $\sqrt{s} = 7$ TeV using the ATLAS detector*, *JHEP* **09** (2013) 076 [[arXiv:1306.4945](#)] [[INSPIRE](#)].
- [64] M. Cacciari, G.P. Salam and G. Soyez, *The catchment area of jets*, *JHEP* **04** (2008) 005 [[arXiv:0802.1188](#)] [[INSPIRE](#)].
- [65] ATLAS collaboration, *Performance of pile-up mitigation techniques for jets in pp collisions at $\sqrt{s} = 8$ TeV using the ATLAS detector*, *Eur. Phys. J. C* **76** (2016) 581 [[arXiv:1510.03823](#)] [[INSPIRE](#)].

- [66] ATLAS collaboration, *Jet energy scale measurements and their systematic uncertainties in proton-proton collisions at $\sqrt{s} = 13$ TeV with the ATLAS detector*, *Phys. Rev. D* **96** (2017) 072002 [[arXiv:1703.09665](#)] [[INSPIRE](#)].
- [67] ATLAS collaboration, *Pile-up subtraction and suppression for jets in ATLAS*, *ATLAS-CONF-2013-083*, CERN, Geneva Switzerland, (2013).
- [68] ATLAS collaboration, *Expected performance of the ATLAS b-tagging algorithms in run-2*, *ATL-PHYS-PUB-2015-022*, CERN, Geneva Switzerland, (2015).
- [69] D. Krohn, J. Thaler and L.-T. Wang, *Jet trimming*, *JHEP* **02** (2010) 084 [[arXiv:0912.1342](#)] [[INSPIRE](#)].
- [70] J. Thaler and K. Van Tilburg, *Identifying boosted objects with N -subjettiness*, *JHEP* **03** (2011) 015 [[arXiv:1011.2268](#)] [[INSPIRE](#)].
- [71] ATLAS collaboration, *Boosted hadronic top identification at ATLAS for early 13 TeV data*, *ATL-PHYS-PUB-2015-053*, CERN, Geneva Switzerland, (2015).
- [72] ATLAS collaboration, *Performance of missing transverse momentum reconstruction in proton-proton collisions at 7 TeV with ATLAS*, *Eur. Phys. J. C* **72** (2012) 1844 [[arXiv:1108.5602](#)] [[INSPIRE](#)].
- [73] ATLAS collaboration, *Measurement of the top quark pair production cross-section with ATLAS in the single lepton channel*, *Phys. Lett. B* **711** (2012) 244 [[arXiv:1201.1889](#)] [[INSPIRE](#)].
- [74] F. Halzen, Y.S. Jeong and C.S. Kim, *Charge asymmetry of weak boson production at the LHC and the charm content of the proton*, *Phys. Rev. D* **88** (2013) 073013 [[arXiv:1304.0322](#)] [[INSPIRE](#)].
- [75] ATLAS collaboration, *A search for $t\bar{t}$ resonances using lepton-plus-jets events in proton-proton collisions at $\sqrt{s} = 8$ TeV with the ATLAS detector*, *JHEP* **08** (2015) 148 [[arXiv:1505.07018](#)] [[INSPIRE](#)].
- [76] G. D'Agostini, *A multidimensional unfolding method based on Bayes' theorem*, *Nucl. Instrum. Meth. A* **362** (1995) 487 [[INSPIRE](#)].
- [77] T. Auye, *Unfolding algorithms and tests using RooUnfold*, [arXiv:1105.1160](#) [[INSPIRE](#)].
- [78] ATLAS collaboration, *Jet energy measurement with the ATLAS detector in proton-proton collisions at $\sqrt{s} = 7$ TeV*, *Eur. Phys. J. C* **73** (2013) 2304 [[arXiv:1112.6426](#)] [[INSPIRE](#)].
- [79] ATLAS collaboration, *Single hadron response measurement and calorimeter jet energy scale uncertainty with the ATLAS detector at the LHC*, *Eur. Phys. J. C* **73** (2013) 2305 [[arXiv:1203.1302](#)] [[INSPIRE](#)].
- [80] ATLAS collaboration, *Jet energy resolution in proton-proton collisions at $\sqrt{s} = 7$ TeV recorded in 2010 with the ATLAS detector*, *Eur. Phys. J. C* **73** (2013) 2306 [[arXiv:1210.6210](#)] [[INSPIRE](#)].
- [81] ATLAS collaboration, *Jet mass and substructure of inclusive jets in $\sqrt{s} = 7$ TeV pp collisions with the ATLAS experiment*, *JHEP* **05** (2012) 128 [[arXiv:1203.4606](#)] [[INSPIRE](#)].
- [82] ATLAS collaboration, *Measurement of large radius jet mass reconstruction performance at $\sqrt{s} = 8$ TeV using the ATLAS detector*, *ATLAS-CONF-2016-008*, CERN, Geneva Switzerland, (2016).

- [83] ATLAS collaboration, *Calibration of b-tagging using dileptonic top pair events in a combinatorial likelihood approach with the ATLAS experiment*, [ATLAS-CONF-2014-004](#), CERN, Geneva Switzerland, (2014).
- [84] ATLAS collaboration, *Measurement of the b-tag efficiency in a sample of jets containing muons with 5 fb^{-1} of data from the ATLAS detector*, [ATLAS-CONF-2012-043](#), CERN, Geneva Switzerland, (2012).
- [85] ATLAS collaboration, *Measurement of the mistag rate with 5 fb^{-1} of data collected by the ATLAS detector*, [ATLAS-CONF-2012-040](#), CERN, Geneva Switzerland, (2012).
- [86] ATLAS collaboration, *Identification of jets containing b-hadrons with recurrent neural networks at the ATLAS experiment*, [ATL-PHYS-PUB-2017-003](#), CERN, Geneva Switzerland, (2017).
- [87] ATLAS collaboration, *Electron performance measurements with the ATLAS detector using the 2010 LHC proton-proton collision data*, *Eur. Phys. J. C* **72** (2012) 1909 [[arXiv:1110.3174](#)] [[INSPIRE](#)].
- [88] ATLAS collaboration, *Electron efficiency measurements with the ATLAS detector using the 2015 LHC proton-proton collision data*, [ATLAS-CONF-2016-024](#), CERN, Geneva Switzerland, (2016).
- [89] ATLAS collaboration, *Electron and photon energy calibration with the ATLAS detector using data collected in 2015 at $\sqrt{s} = 13\text{ TeV}$* , [ATL-PHYS-PUB-2016-015](#), CERN, Geneva Switzerland, (2016).
- [90] J. Alwall et al., *Comparative study of various algorithms for the merging of parton showers and matrix elements in hadronic collisions*, *Eur. Phys. J. C* **53** (2008) 473 [[arXiv:0706.2569](#)] [[INSPIRE](#)].
- [91] J.H. Kühn, A. Scharf and P. Uwer, *Electroweak corrections to top-quark pair production in quark-antiquark annihilation*, *Eur. Phys. J. C* **45** (2006) 139 [[hep-ph/0508092](#)] [[INSPIRE](#)].
- [92] J.H. Kühn, A. Scharf and P. Uwer, *Electroweak effects in top-quark pair production at hadron colliders*, *Eur. Phys. J. C* **51** (2007) 37 [[hep-ph/0610335](#)] [[INSPIRE](#)].
- [93] W. Bernreuther, M. Fucker and Z.-G. Si, *Electroweak corrections to $t\bar{t}$ production at hadron colliders*, *Nuovo Cim. B* **123** (2008) 1036 [[arXiv:0808.1142](#)] [[INSPIRE](#)].
- [94] A.V. Manohar and M. Trott, *Electroweak Sudakov corrections and the top quark forward-backward asymmetry*, *Phys. Lett. B* **711** (2012) 313 [[arXiv:1201.3926](#)] [[INSPIRE](#)].
- [95] J.H. Kühn, A. Scharf and P. Uwer, *Weak interactions in top-quark pair production at hadron colliders: an update*, *Phys. Rev. D* **91** (2015) 014020 [[arXiv:1305.5773](#)] [[INSPIRE](#)].
- [96] M. Czakon, D. Heymes and A. Mitov, *Dynamical scales for multi-TeV top-pair production at the LHC*, *JHEP* **04** (2017) 071 [[arXiv:1606.03350](#)] [[INSPIRE](#)].
- [97] M. Czakon, D. Heymes and A. Mitov, *High-precision differential predictions for top-quark pairs at the LHC*, *Phys. Rev. Lett.* **116** (2016) 082003 [[arXiv:1511.00549](#)] [[INSPIRE](#)].
- [98] ATLAS collaboration, *ATLAS computing acknowledgements 2016–2017*, [ATL-GEN-PUB-2016-002](#), CERN, Geneva Switzerland, (2016).

The ATLAS collaboration

M. Aaboud^{137d}, G. Aad⁸⁸, B. Abbott¹¹⁵, J. Abdallah⁸, O. Abidinov^{12,*}, B. Abeloos¹¹⁹, S.H. Abidi¹⁶¹, O.S. AbouZeid¹³⁹, N.L. Abraham¹⁵¹, H. Abramowicz¹⁵⁵, H. Abreu¹⁵⁴, R. Abreu¹¹⁸, Y. Abulaiti^{148a,148b}, B.S. Acharya^{167a,167b,a}, S. Adachi¹⁵⁷, L. Adamczyk^{41a}, J. Adelman¹¹⁰, M. Adersberger¹⁰², T. Adye¹³³, A.A. Affolder¹³⁹, T. Agatonovic-Jovin¹⁴, C. Agheorghiesei^{28c}, J.A. Aguilar-Saavedra^{128a,128f}, S.P. Ahlen²⁴, F. Ahmadov^{68,b}, G. Aielli^{135a,135b}, S. Akatsuka⁷¹, H. Akerstedt^{148a,148b}, T.P.A. Åkesson⁸⁴, E. Akilli⁵², A.V. Akimov⁹⁸, G.L. Alberghi^{22a,22b}, J. Albert¹⁷², P. Albicocco⁵⁰, M.J. Alconada Verzini⁷⁴, M. Aleksa³², I.N. Aleksandrov⁶⁸, C. Alexa^{28b}, G. Alexander¹⁵⁵, T. Alexopoulos¹⁰, M. Alhroob¹¹⁵, B. Ali¹³⁰, M. Aliev^{76a,76b}, G. Alimonti^{94a}, J. Alison³³, S.P. Alkire³⁸, B.M.M. Allbrooke¹⁵¹, B.W. Allen¹¹⁸, P.P. Allport¹⁹, A. Aloisio^{106a,106b}, A. Alonso³⁹, F. Alonso⁷⁴, C. Alpigiani¹⁴⁰, A.A. Alshehri⁵⁶, M. Alstaty⁸⁸, B. Alvarez Gonzalez³², D. Álvarez Piqueras¹⁷⁰, M.G. Alvigi^{106a,106b}, B.T. Amadio¹⁶, Y. Amaral Coutinho^{26a}, C. Amelung²⁵, D. Amidei⁹², S.P. Amor Dos Santos^{128a,128c}, A. Amorim^{128a,128b}, S. Amoroso³², G. Amundsen²⁵, C. Anastopoulos¹⁴¹, L.S. Ancu⁵², N. Andari¹⁹, T. Andeen¹¹, C.F. Anders^{60b}, J.K. Anders⁷⁷, K.J. Anderson³³, A. Andreazza^{94a,94b}, V. Andrei^{60a}, S. Angelidakis⁹, I. Angelozzi¹⁰⁹, A. Angerami³⁸, A.V. Anisenkov^{111,c}, N. Anjos¹³, A. Annovi^{126a,126b}, C. Antel^{60a}, M. Antonelli⁵⁰, A. Antonov^{100,*}, D.J. Antrim¹⁶⁶, F. Anulli^{134a}, M. Aoki⁶⁹, L. Aperio Bella³², G. Arabidze⁹³, Y. Arai⁶⁹, J.P. Araque^{128a}, V. Araujo Ferraz^{26a}, A.T.H. Arce⁴⁸, R.E. Ardell⁸⁰, F.A. Arduh⁷⁴, J-F. Arguin⁹⁷, S. Argyropoulos⁶⁶, M. Arik^{20a}, A.J. Armbruster¹⁴⁵, L.J. Armitage⁷⁹, O. Arnaez¹⁶¹, H. Arnold⁵¹, M. Arratia³⁰, O. Arslan²³, A. Artamonov⁹⁹, G. Artoni¹²², S. Artz⁸⁶, S. Asai¹⁵⁷, N. Asbah⁴⁵, A. Ashkenazi¹⁵⁵, L. Asquith¹⁵¹, K. Assamagan²⁷, R. Astalos^{146a}, M. Atkinson¹⁶⁹, N.B. Atlay¹⁴³, K. Augsten¹³⁰, G. Avolio³², B. Axen¹⁶, M.K. Ayoub¹¹⁹, G. Azuelos^{97,d}, A.E. Baas^{60a}, M.J. Baca¹⁹, H. Bachacou¹³⁸, K. Bachas^{76a,76b}, M. Backes¹²², M. Backhaus³², P. Bagnaia^{134a,134b}, H. Bahrasemani¹⁴⁴, J.T. Baines¹³³, M. Bajic³⁹, O.K. Baker¹⁷⁹, E.M. Baldin^{111,c}, P. Balek¹⁷⁵, F. Balli¹³⁸, W.K. Balunas¹²⁴, E. Banas⁴², Sw. Banerjee^{176,e}, A.A.E. Bannoura¹⁷⁸, L. Barak³², E.L. Barberio⁹¹, D. Barberis^{53a,53b}, M. Barbero⁸⁸, T. Barillari¹⁰³, M-S Barisits³², T. Barklow¹⁴⁵, N. Barlow³⁰, S.L. Barnes^{36c}, B.M. Barnett¹³³, R.M. Barnett¹⁶, Z. Barnovska-Blenessy^{36a}, A. Baroncelli^{136a}, G. Barone²⁵, A.J. Barr¹²², L. Barranco Navarro¹⁷⁰, F. Barreiro⁸⁵, J. Barreiro Guimarães da Costa^{35a}, R. Bartoldus¹⁴⁵, A.E. Barton⁷⁵, P. Bartos^{146a}, A. Basalae¹²⁵, A. Bassalat^{119,f}, R.L. Bates⁵⁶, S.J. Batista¹⁶¹, J.R. Batley³⁰, M. Battaglia¹³⁹, M. Bauce^{134a,134b}, F. Bauer¹³⁸, H.S. Bawa^{145,g}, J.B. Beacham¹¹³, M.D. Beattie⁷⁵, T. Beau⁸³, P.H. Beauchemin¹⁶⁵, P. Bechtel²³, H.P. Beck^{18,h}, K. Becker¹²², M. Becker⁸⁶, M. Beckingham¹⁷³, C. Becot¹¹², A.J. Beddall^{20e}, A. Beddall^{20b}, V.A. Bednyakov⁶⁸, M. Bedognetti¹⁰⁹, C.P. Bee¹⁵⁰, T.A. Beermann³², M. Begalli^{26a}, M. Begel²⁷, J.K. Behr⁴⁵, A.S. Bell⁸¹, G. Bella¹⁵⁵, L. Bellagamba^{22a}, A. Bellerive³¹, M. Bellomo¹⁵⁴, K. Belotskiy¹⁰⁰, O. Beltramello³², N.L. Belyaev¹⁰⁰, O. Benary^{155,*}, D. Benchekroun^{137a}, M. Bender¹⁰², K. Bendtz^{148a,148b}, N. Benekos¹⁰, Y. Benhammou¹⁵⁵, E. Benhar Noccioli¹⁷⁹, J. Benitez⁶⁶, D.P. Benjamin⁴⁸, M. Benoit⁵², J.R. Bensinger²⁵, S. Bentvelsen¹⁰⁹, L. Beresford¹²², M. Beretta⁵⁰, D. Berge¹⁰⁹, E. Bergeaas Kuutmann¹⁶⁸, N. Berger⁵, J. Beringer¹⁶, S. Berlendis⁵⁸, N.R. Bernard⁸⁹, G. Bernardi⁸³, C. Bernius¹⁴⁵, F.U. Bernlochner²³, T. Berry⁸⁰, P. Berta¹³¹, C. Bertella^{35a}, G. Bertoli^{148a,148b}, F. Bertolucci^{126a,126b}, I.A. Bertram⁷⁵, C. Bertsche⁴⁵, D. Bertsche¹¹⁵, G.J. Besjes³⁹, O. Bessidskaia Bylund^{148a,148b}, M. Bessner⁴⁵, N. Besson¹³⁸, C. Betancourt⁵¹, A. Bethani⁸⁷, S. Bethke¹⁰³, A.J. Bevan⁷⁹, R.M. Bianchi¹²⁷, O. Biebel¹⁰², D. Biedermann¹⁷, R. Bielski⁸⁷, N.V. Biesuz^{126a,126b}, M. Biglietti^{136a}, J. Bilbao De Mendizabal⁵², T.R.V. Billoud⁹⁷, H. Bilokon⁵⁰, M. Bindi⁵⁷, A. Bingul^{20b}, C. Bini^{134a,134b}, S. Biondi^{22a,22b}, T. Bisanz⁵⁷, C. Bittrich⁴⁷, D.M. Bjergaard⁴⁸, C.W. Black¹⁵², J.E. Black¹⁴⁵, K.M. Black²⁴, D. Blackburn¹⁴⁰,

R.E. Blair⁶, T. Blazek^{146a}, I. Bloch⁴⁵, C. Blocker²⁵, A. Blue⁵⁶, W. Blum^{86,*}, U. Blumenschein⁷⁹, S. Blunier^{34a}, G.J. Bobbink¹⁰⁹, V.S. Bobrovnikov^{111,c}, S.S. Bocchetta⁸⁴, A. Bocci⁴⁸, C. Bock¹⁰², M. Boehler⁵¹, D. Boerner¹⁷⁸, D. Bogavac¹⁰², A.G. Bogdanchikov¹¹¹, C. Bohm^{148a}, V. Boisvert⁸⁰, P. Bokan^{168,i}, T. Bold^{41a}, A.S. Boldyrev¹⁰¹, A.E. Bolz^{60b}, M. Bomben⁸³, M. Bona⁷⁹, M. Boonekamp¹³⁸, A. Borisov¹³², G. Borissov⁷⁵, J. Bortfeldt³², D. Bortoletto¹²², V. Bortolotto^{62a,62b,62c}, D. Boscherini^{22a}, M. Bosman¹³, J.D. Bossio Sola²⁹, J. Boudreau¹²⁷, J. Bouffard², E.V. Bouhova-Thacker⁷⁵, D. Boumediene³⁷, C. Bourdarios¹¹⁹, S.K. Boutle⁵⁶, A. Boveia¹¹³, J. Boyd³², I.R. Boyko⁶⁸, J. Bracinik¹⁹, A. Brandt⁸, G. Brandt⁵⁷, O. Brandt^{60a}, U. Bratzler¹⁵⁸, B. Brau⁸⁹, J.E. Brau¹¹⁸, W.D. Breaden Madden⁵⁶, K. Brendlinger⁴⁵, A.J. Brennan⁹¹, L. Brenner¹⁰⁹, R. Brenner¹⁶⁸, S. Bressler¹⁷⁵, D.L. Briglin¹⁹, T.M. Bristow⁴⁹, D. Britton⁵⁶, D. Britzger⁴⁵, F.M. Brochu³⁰, I. Brock²³, R. Brock⁹³, G. Brooijmans³⁸, T. Brooks⁸⁰, W.K. Brooks^{34b}, J. Brosamer¹⁶, E. Brost¹¹⁰, J.H. Broughton¹⁹, P.A. Bruckman de Renstrom⁴², D. Bruncko^{146b}, A. Bruni^{22a}, G. Bruni^{22a}, L.S. Bruni¹⁰⁹, B.H. Brunt³⁰, M. Bruschi^{22a}, N. Bruscinò²³, P. Bryant³³, L. Bryngemark⁴⁵, T. Buanes¹⁵, Q. Buat¹⁴⁴, P. Buchholz¹⁴³, A.G. Buckley⁵⁶, I.A. Budagov⁶⁸, F. Buehrer⁵¹, M.K. Bugge¹²¹, O. Bulekov¹⁰⁰, D. Bullock⁸, T.J. Burch¹¹⁰, H. Burckhart³², S. Burdin⁷⁷, C.D. Burgard⁵¹, A.M. Burger⁵, B. Burghgrave¹¹⁰, K. Burka⁴², S. Burke¹³³, I. Burmeister⁴⁶, J.T.P. Burr¹²², E. Busato³⁷, D. Büscher⁵¹, V. Büscher⁸⁶, P. Bussey⁵⁶, J.M. Butler²⁴, C.M. Buttar⁵⁶, J.M. Butterworth⁸¹, P. Butti³², W. Buttinger²⁷, A. Buzatu^{35c}, A.R. Buzykaev^{111,c}, S. Cabrera Urbán¹⁷⁰, D. Caforio¹³⁰, V.M. Cairo^{40a,40b}, O. Cakir^{4a}, N. Calace⁵², P. Calafiura¹⁶, A. Calandri⁸⁸, G. Calderini⁸³, P. Calfayan⁶⁴, G. Callea^{40a,40b}, L.P. Caloba^{26a}, S. Calvente Lopez⁸⁵, D. Calvet³⁷, S. Calvet³⁷, T.P. Calvet⁸⁸, R. Camacho Toro³³, S. Camarda³², P. Camarri^{135a,135b}, D. Cameron¹²¹, R. Caminal Armadans¹⁶⁹, C. Camincher⁵⁸, S. Campana³², M. Campanelli⁸¹, A. Camplani^{94a,94b}, A. Campoverde¹⁴³, V. Canale^{106a,106b}, M. Cano Bret^{36c}, J. Cantero¹¹⁶, T. Cao¹⁵⁵, M.D.M. Capeans Garrido³², I. Caprini^{28b}, M. Caprini^{28b}, M. Capua^{40a,40b}, R.M. Carbone³⁸, R. Cardarelli^{135a}, F. Cardillo⁵¹, I. Carli¹³¹, T. Carli³², G. Carlino^{106a}, B.T. Carlson¹²⁷, L. Carminati^{94a,94b}, R.M.D. Carney^{148a,148b}, S. Caron¹⁰⁸, E. Carquin^{34b}, S. Carrá^{94a,94b}, G.D. Carrillo-Montoya³², J. Carvalho^{128a,128c}, D. Casadei¹⁹, M.P. Casado^{13,j}, M. Casolino¹³, D.W. Casper¹⁶⁶, R. Castelijin¹⁰⁹, V. Castillo Gimenez¹⁷⁰, N.F. Castro^{128a,k}, A. Catinaccio³², J.R. Catmore¹²¹, A. Cattai³², J. Caudron²³, V. Cavaliere¹⁶⁹, E. Cavallaro¹³, D. Cavalli^{94a}, M. Cavalli-Sforza¹³, V. Cavasinni^{126a,126b}, E. Celebi^{20a}, F. Ceradini^{136a,136b}, L. Cerda Alberich¹⁷⁰, A.S. Cerqueira^{26b}, A. Cerri¹⁵¹, L. Cerrito^{135a,135b}, F. Cerutti¹⁶, A. Cervelli¹⁸, S.A. Cetin^{20d}, A. Chafaq^{137a}, D. Chakraborty¹¹⁰, S.K. Chan⁵⁹, W.S. Chan¹⁰⁹, Y.L. Chan^{62a}, P. Chang¹⁶⁹, J.D. Chapman³⁰, D.G. Charlton¹⁹, C.C. Chau¹⁶¹, C.A. Chavez Barajas¹⁵¹, S. Che¹¹³, S. Cheatham^{167a,167c}, A. Chegwiddden⁹³, S. Chekanov⁶, S.V. Chekulaev^{163a}, G.A. Chelkov^{68,l}, M.A. Chelstowska³², C. Chen⁶⁷, H. Chen²⁷, S. Chen^{35b}, S. Chen¹⁵⁷, X. Chen^{35c,m}, Y. Chen⁷⁰, H.C. Cheng⁹², H.J. Cheng^{35a}, A. Cheplakov⁶⁸, E. Chermushkina¹³², R. Cherkaoui El Moursli^{137e}, V. Chernyatin^{27,*}, E. Cheu⁷, L. Chevalier¹³⁸, V. Chiarella⁵⁰, G. Chiarelli^{126a,126b}, G. Chiodini^{76a}, A.S. Chisholm³², A. Chitan^{28b}, Y.H. Chiu¹⁷², M.V. Chizhov⁶⁸, K. Choi⁶⁴, A.R. Chomont³⁷, S. Chouridou¹⁵⁶, V. Christodoulou⁸¹, D. Chromek-Burckhart³², M.C. Chu^{62a}, J. Chudoba¹²⁹, A.J. Chuinard⁹⁰, J.J. Chwastowski⁴², L. Chytka¹¹⁷, A.K. Ciftci^{4a}, D. Cinca⁴⁶, V. Cindro⁷⁸, I.A. Cioara²³, C. Ciocca^{22a,22b}, A. Ciocio¹⁶, F. Ciroto^{106a,106b}, Z.H. Citron¹⁷⁵, M. Citterio^{94a}, M. Ciubancan^{28b}, A. Clark⁵², B.L. Clark⁵⁹, M.R. Clark³⁸, P.J. Clark⁴⁹, R.N. Clarke¹⁶, C. Clement^{148a,148b}, Y. Coadou⁸⁸, M. Cobal^{167a,167c}, A. Coccaro⁵², J. Cochran⁶⁷, L. Colasurdo¹⁰⁸, B. Cole³⁸, A.P. Colijn¹⁰⁹, J. Collot⁵⁸, T. Colombo¹⁶⁶, P. Conde Muiño^{128a,128b}, E. Coniavitis⁵¹, S.H. Connell^{147b}, I.A. Connelly⁸⁷, S. Constantinescu^{28b}, G. Conti³², F. Conventi^{106a,n}, M. Cooke¹⁶, A.M. Cooper-Sarkar¹²², F. Cormier¹⁷¹, K.J.R. Cormier¹⁶¹, M. Corradi^{134a,134b}, F. Corriveau^{90,o}, A. Cortes-Gonzalez³²,

G. Cortiana¹⁰³, G. Costa^{94a}, M.J. Costa¹⁷⁰, D. Costanzo¹⁴¹, G. Cottin³⁰, G. Cowan⁸⁰, B.E. Cox⁸⁷, K. Cranmer¹¹², S.J. Crawley⁵⁶, R.A. Creager¹²⁴, G. Cree³¹, S. Crépe-Renaudin⁵⁸, F. Crescioli⁸³, W.A. Cribbs^{148a,148b}, M. Cristinziani²³, V. Croft¹⁰⁸, G. Crosetti^{40a,40b}, A. Cueto⁸⁵, T. Cuhadar Donszelmann¹⁴¹, A.R. Cukierman¹⁴⁵, J. Cummings¹⁷⁹, M. Curatolo⁵⁰, J. Cúth⁸⁶, H. Czirr¹⁴³, P. Czodrowski³², G. D'amen^{22a,22b}, S. D'Auria⁵⁶, M. D'Onofrio⁷⁷, M.J. Da Cunha Sargedas De Sousa^{128a,128b}, C. Da Via⁸⁷, W. Dabrowski^{41a}, T. Dado^{146a}, T. Dai⁹², O. Dale¹⁵, F. Dallaire⁹⁷, C. Dallapiccola⁸⁹, M. Dam³⁹, J.R. Dandoy¹²⁴, N.P. Dang¹⁷⁶, A.C. Daniells¹⁹, N.S. Dann⁸⁷, M. Danninger¹⁷¹, M. Dano Hoffmann¹³⁸, V. Dao¹⁵⁰, G. Darbo^{53a}, S. Darmora⁸, J. Dassoulas³, A. Dattagupta¹¹⁸, T. Daubney⁴⁵, W. Davey²³, C. David⁴⁵, T. Davidek¹³¹, M. Davies¹⁵⁵, P. Davison⁸¹, E. Dawe⁹¹, I. Dawson¹⁴¹, K. De⁸, R. de Asmundis^{106a}, A. De Benedetti¹¹⁵, S. De Castro^{22a,22b}, S. De Cecco⁸³, N. De Groot¹⁰⁸, P. de Jong¹⁰⁹, H. De la Torre⁹³, F. De Lorenzi⁶⁷, A. De Maria⁵⁷, D. De Pedis^{134a}, A. De Salvo^{134a}, U. De Sanctis^{135a,135b}, A. De Santo¹⁵¹, K. De Vasconcelos Corga⁸⁸, J.B. De Vivie De Regie¹¹⁹, W.J. Dearnaley⁷⁵, R. Debbe²⁷, C. Debenedetti¹³⁹, D.V. Dedovich⁶⁸, N. Dehghanian³, I. Deigaard¹⁰⁹, M. Del Gaudio^{40a,40b}, J. Del Peso⁸⁵, T. Del Prete^{126a,126b}, D. Delgove¹¹⁹, F. Deliot¹³⁸, C.M. Delitzsch⁵², A. Dell'Acqua³², L. Dell'Asta²⁴, M. Dell'Orso^{126a,126b}, M. Della Pietra^{106a,106b}, D. della Volpe⁵², M. Delmastro⁵, C. Delporte¹¹⁹, P.A. Delsart⁵⁸, D.A. DeMarco¹⁶¹, S. Demers¹⁷⁹, M. Demichev⁶⁸, A. Demilly⁸³, S.P. Denisov¹³², D. Denysiuk¹³⁸, D. Derendarz⁴², J.E. Derkaoui^{137d}, F. Derue⁸³, P. Dervan⁷⁷, K. Desch²³, C. Deterre⁴⁵, K. Dette⁴⁶, M.R. Devesa²⁹, P.O. Deviveiros³², A. Dewhurst¹³³, S. Dhaliwal²⁵, F.A. Di Bello⁵², A. Di Ciaccio^{135a,135b}, L. Di Ciaccio⁵, W.K. Di Clemente¹²⁴, C. Di Donato^{106a,106b}, A. Di Girolamo³², B. Di Girolamo³², B. Di Micco^{136a,136b}, R. Di Nardo³², K.F. Di Petrillo⁵⁹, A. Di Simone⁵¹, R. Di Sipio¹⁶¹, D. Di Valentino³¹, C. Diaconu⁸⁸, M. Diamond¹⁶¹, F.A. Dias³⁹, M.A. Diaz^{34a}, E.B. Diehl⁹², J. Dietrich¹⁷, S. Díez Cornell⁴⁵, A. Dimitrievska¹⁴, J. Dingfelder²³, P. Dita^{28b}, S. Dita^{28b}, F. Dittus³², F. Djama⁸⁸, T. Djobava^{54b}, J.I. Djuvsland^{60a}, M.A.B. do Vale^{26c}, D. Dobos³², M. Dobre^{28b}, C. Doglioni⁸⁴, J. Dolejsi¹³¹, Z. Dolezal¹³¹, M. Donadelli^{26d}, S. Donati^{126a,126b}, P. Dondero^{123a,123b}, J. Donini³⁷, J. Dopke¹³³, A. Doria^{106a}, M.T. Dova⁷⁴, A.T. Doyle⁵⁶, E. Drechsler⁵⁷, M. Dris¹⁰, Y. Du^{36b}, J. Duarte-Campderros¹⁵⁵, A. Dubreuil⁵², E. Duchovni¹⁷⁵, G. Duckeck¹⁰², A. Ducourthial⁸³, O.A. Ducu^{97,p}, D. Duda¹⁰⁹, A. Dudarev³², A.Ch. Dudder⁸⁶, E.M. Duffield¹⁶, L. Duflot¹¹⁹, M. Dührssen³², M. Dumancic¹⁷⁵, A.E. Dumitriu^{28b}, A.K. Duncan⁵⁶, M. Dunford^{60a}, H. Duran Yildiz^{4a}, M. Düren⁵⁵, A. Durglishvili^{54b}, D. Duschinger⁴⁷, B. Dutta⁴⁵, M. Dyndal⁴⁵, C. Eckardt⁴⁵, K.M. Ecker¹⁰³, R.C. Edgar⁹², T. Eifert³², G. Eigen¹⁵, K. Einsweiler¹⁶, T. Ekelof¹⁶⁸, M. El Kacimi^{137c}, R. El Kosseifi⁸⁸, V. Ellajosyula⁸⁸, M. Ellert¹⁶⁸, S. Elles⁵, F. Ellinghaus¹⁷⁸, A.A. Elliot¹⁷², N. Ellis³², J. Elmsheuser²⁷, M. Elsing³², D. Emeliyanov¹³³, Y. Enari¹⁵⁷, O.C. Endner⁸⁶, J.S. Ennis¹⁷³, J. Erdmann⁴⁶, A. Ereditato¹⁸, G. Ernis¹⁷⁸, M. Ernst²⁷, S. Errede¹⁶⁹, E. Ertel⁸⁶, M. Escalier¹¹⁹, C. Escobar¹²⁷, B. Esposito⁵⁰, O. Estrada Pastor¹⁷⁰, A.I. Etienvre¹³⁸, E. Etzion¹⁵⁵, H. Evans⁶⁴, A. Ezhilov¹²⁵, M. Ezzi^{137e}, F. Fabbri^{22a,22b}, L. Fabbri^{22a,22b}, G. Facini³³, R.M. Fakhruddinov¹³², S. Falciano^{134a}, R.J. Falla⁸¹, J. Faltova³², Y. Fang^{35a}, M. Fanti^{94a,94b}, A. Farbin⁸, A. Farilla^{136a}, C. Farina¹²⁷, E.M. Farina^{123a,123b}, T. Farooque⁹³, S. Farrell¹⁶, S.M. Farrington¹⁷³, P. Farthouat³², F. Fassi^{137e}, P. Fassnacht³², D. Fassouliotis⁹, M. Fauci Giannelli⁸⁰, A. Favareto^{53a,53b}, W.J. Fawcett¹²², L. Fayard¹¹⁹, O.L. Fedin^{125,q}, W. Fedorko¹⁷¹, S. Feigl¹²¹, L. Feligioni⁸⁸, C. Feng^{36b}, E.J. Feng³², H. Feng⁹², M.J. Fenton⁵⁶, A.B. Fenyuk¹³², L. Feremenga⁸, P. Fernandez Martinez¹⁷⁰, S. Fernandez Perez¹³, J. Ferrando⁴⁵, A. Ferrari¹⁶⁸, P. Ferrari¹⁰⁹, R. Ferrari^{123a}, D.E. Ferreira de Lima^{60b}, A. Ferrer¹⁷⁰, D. Ferrere⁵², C. Ferretti⁹², F. Fiedler⁸⁶, A. Filipčić⁷⁸, M. Filipuzzi⁴⁵, F. Filthaut¹⁰⁸, M. Fincke-Keeler¹⁷², K.D. Finelli¹⁵², M.C.N. Fiolhais^{128a,128c,r}, L. Fiorini¹⁷⁰, A. Fischer², C. Fischer¹³, J. Fischer¹⁷⁸, W.C. Fisher⁹³, N. Flaschel⁴⁵, I. Fleck¹⁴³, P. Fleischmann⁹², R.R.M. Fletcher¹²⁴, T. Flick¹⁷⁸,

B.M. Flierl¹⁰², L.R. Flores Castillo^{62a}, M.J. Flowerdew¹⁰³, G.T. Forcolin⁸⁷, A. Formica¹³⁸,
 F.A. Förster¹³, A. Forti⁸⁷, A.G. Foster¹⁹, D. Fournier¹¹⁹, H. Fox⁷⁵, S. Fracchia¹⁴¹,
 P. Francavilla⁸³, M. Franchini^{22a,22b}, S. Franchino^{60a}, D. Francis³², L. Franconi¹²¹, M. Franklin⁵⁹,
 M. Frate¹⁶⁶, M. Fraternali^{123a,123b}, D. Freeborn⁸¹, S.M. Fressard-Batraneanu³², B. Freund⁹⁷,
 D. Froidevaux³², J.A. Frost¹²², C. Fukunaga¹⁵⁸, T. Fusayasu¹⁰⁴, J. Fuster¹⁷⁰, C. Gabaldon⁵⁸,
 O. Gabizon¹⁵⁴, A. Gabrielli^{22a,22b}, A. Gabrielli¹⁶, G.P. Gach^{41a}, S. Gadatsch³², S. Gadomski⁸⁰,
 G. Gagliardi^{53a,53b}, L.G. Gagnon⁹⁷, C. Galea¹⁰⁸, B. Galhardo^{128a,128c}, E.J. Gallas¹²²,
 B.J. Gallop¹³³, P. Gallus¹³⁰, G. Galster³⁹, K.K. Gan¹¹³, S. Ganguly³⁷, J. Gao^{36a}, Y. Gao⁷⁷,
 Y.S. Gao^{145,g}, F.M. Garay Walls⁴⁹, C. García¹⁷⁰, J.E. García Navarro¹⁷⁰, M. Garcia-Sciveres¹⁶,
 R.W. Gardner³³, N. Garelli¹⁴⁵, V. Garonne¹²¹, A. Gascon Bravo⁴⁵, K. Gasnikova⁴⁵, C. Gatti⁵⁰,
 A. Gaudiello^{53a,53b}, G. Gaudio^{123a}, I.L. Gavrilenko⁹⁸, C. Gay¹⁷¹, G. Gaycken²³, E.N. Gazis¹⁰,
 C.N.P. Gee¹³³, J. Geisen⁵⁷, M. Geisen⁸⁶, M.P. Geisler^{60a}, K. Gellerstedt^{148a,148b}, C. Gemme^{53a},
 M.H. Genest⁵⁸, C. Geng⁹², S. Gentile^{134a,134b}, C. Gentsos¹⁵⁶, S. George⁸⁰, D. Gerbaudo¹³,
 A. Gershon¹⁵⁵, S. Ghasemi¹⁴³, M. Ghneimat²³, B. Giacobbe^{22a}, S. Giagu^{134a,134b},
 P. Giannetti^{126a,126b}, S.M. Gibson⁸⁰, M. Gignac¹⁷¹, M. Gilchriese¹⁶, D. Gillberg³¹, G. Gilles¹⁷⁸,
 D.M. Gingrich^{3,d}, N. Giokaris^{9,*}, M.P. Giordani^{167a,167c}, F.M. Giorgi^{22a}, P.F. Giraud¹³⁸,
 P. Giromini⁵⁹, D. Giugni^{94a}, F. Giuli¹²², C. Giuliani¹⁰³, M. Giulini^{60b}, B.K. Gjelsten¹²¹,
 S. Gkaitatzis¹⁵⁶, I. Gkialas^{9,s}, E.L. Gkougkousis¹³⁹, L.K. Gladilin¹⁰¹, C. Glasman⁸⁵, J. Glatzer¹³,
 P.C.F. Glaysher⁴⁵, A. Glazov⁴⁵, M. Goblirsch-Kolb²⁵, J. Godlewski⁴², S. Goldfarb⁹¹, T. Golling⁵²,
 D. Golubkov¹³², A. Gomes^{128a,128b,128d}, R. Gonçalo^{128a}, R. Goncalves Gama^{26a},
 J. Goncalves Pinto Firmino Da Costa¹³⁸, G. Gonella⁵¹, L. Gonella¹⁹, A. Gongadze⁶⁸,
 S. González de la Hoz¹⁷⁰, S. Gonzalez-Sevilla⁵², L. Goossens³², P.A. Gorbounov⁹⁹,
 H.A. Gordon²⁷, I. Gorelov¹⁰⁷, B. Gorini³², E. Gorini^{76a,76b}, A. Gorišek⁷⁸, A.T. Goshaw⁴⁸,
 C. Gössling⁴⁶, M.I. Gostkin⁶⁸, C.R. Goudet¹¹⁹, D. Goujdami^{137c}, A.G. Goussiou¹⁴⁰,
 N. Govender^{147b,t}, E. Gozani¹⁵⁴, L. Graber⁵⁷, I. Grabowska-Bold^{41a}, P.O.J. Gradin¹⁶⁸,
 J. Gramling¹⁶⁶, E. Gramstad¹²¹, S. Grancagnolo¹⁷, V. Gratchev¹²⁵, P.M. Gravila^{28f}, C. Gray⁵⁶,
 H.M. Gray³², Z.D. Greenwood^{82,u}, C. Grefe²³, K. Gregersen⁸¹, I.M. Gregor⁴⁵, P. Grenier¹⁴⁵,
 K. Grevtsov⁵, J. Griffiths⁸, A.A. Grillo¹³⁹, K. Grimm⁷⁵, S. Grinstein^{13,v}, Ph. Gris³⁷,
 J.-F. Grivaz¹¹⁹, S. Groh⁸⁶, E. Gross¹⁷⁵, J. Grosse-Knetter⁵⁷, G.C. Grossi⁸², Z.J. Grout⁸¹,
 A. Grummer¹⁰⁷, L. Guan⁹², W. Guan¹⁷⁶, J. Guenther⁶⁵, F. Guescini^{163a}, D. Guest¹⁶⁶,
 O. Gueta¹⁵⁵, B. Gui¹¹³, E. Guido^{53a,53b}, T. Guillemin⁵, S. Guindon², U. Gul⁵⁶, C. Gumpert³²,
 J. Guo^{36c}, W. Guo⁹², Y. Guo^{36a}, R. Gupta⁴³, S. Gupta¹²², G. Gustavino^{134a,134b}, P. Gutierrez¹¹⁵,
 N.G. Gutierrez Ortiz⁸¹, C. Gutsche⁸¹, C. Guyot¹³⁸, M.P. Guzik^{41a}, C. Gwenlan¹²²,
 C.B. Gwilliam⁷⁷, A. Haas¹¹², C. Haber¹⁶, H.K. Hadavand⁸, N. Haddad^{137e}, A. Hader⁸⁸,
 S. Hageböck²³, M. Hagihara¹⁶⁴, H. Hakobyan^{180,*}, M. Haleem⁴⁵, J. Haley¹¹⁶, G. Halladjian⁹³,
 G.D. Hallowell⁸⁸, K. Hamacher¹⁷⁸, P. Hamal¹¹⁷, K. Hamano¹⁷², A. Hamilton^{147a}, G.N. Hamity¹⁴¹,
 P.G. Hamnett⁴⁵, L. Han^{36a}, S. Han^{35a}, K. Hanagaki^{69,w}, K. Hanawa¹⁵⁷, M. Hance¹³⁹,
 B. Haney¹²⁴, P. Hanke^{60a}, J.B. Hansen³⁹, J.D. Hansen³⁹, M.C. Hansen²³, P.H. Hansen³⁹,
 K. Hara¹⁶⁴, A.S. Hard¹⁷⁶, T. Harenberg¹⁷⁸, F. Hariri¹¹⁹, S. Harkusha⁹⁵, R.D. Harrington⁴⁹,
 P.F. Harrison¹⁷³, N.M. Hartmann¹⁰², M. Hasegawa⁷⁰, Y. Hasegawa¹⁴², A. Hasib⁴⁹, S. Hassani¹³⁸,
 S. Haug¹⁸, R. Hauser⁹³, L. Hauswald⁴⁷, L.B. Havener³⁸, M. Havranek¹³⁰, C.M. Hawkes¹⁹,
 R.J. Hawkins³², D. Hayakawa¹⁵⁹, D. Hayden⁹³, C.P. Hays¹²², J.M. Hays⁷⁹, H.S. Hayward⁷⁷,
 S.J. Haywood¹³³, S.J. Head¹⁹, T. Heck⁸⁶, V. Hedberg⁸⁴, L. Heelan⁸, K.K. Heidegger⁵¹, S. Heim⁴⁵,
 T. Heim¹⁶, B. Heinemann^{45,x}, J.J. Heinrich¹⁰², L. Heinrich¹¹², C. Heinz⁵⁵, J. Hejbal¹²⁹,
 L. Helary³², A. Held¹⁷¹, S. Hellman^{148a,148b}, C. Helsens³², R.C.W. Henderson⁷⁵, Y. Heng¹⁷⁶,
 S. Henkelmann¹⁷¹, A.M. Henriques Correia³², S. Henrot-Versille¹¹⁹, G.H. Herbert¹⁷, H. Herde²⁵,
 V. Herget¹⁷⁷, Y. Hernández Jiménez^{147c}, G. Herten⁵¹, R. Hertenberger¹⁰², L. Hervas³²,
 T.C. Herwig¹²⁴, G.G. Hesketh⁸¹, N.P. Hessey^{163a}, J.W. Hetherly⁴³, S. Higashino⁶⁹,

E. Higón-Rodríguez¹⁷⁰, E. Hill¹⁷², J.C. Hill³⁰, K.H. Hiller⁴⁵, S.J. Hillier¹⁹, I. Hinchliffe¹⁶,
 M. Hirose⁵¹, D. Hirschbuehl¹⁷⁸, B. Hiti⁷⁸, O. Hladik¹²⁹, X. Hoad⁴⁹, J. Hobbs¹⁵⁰, N. Hod^{163a},
 M.C. Hodgkinson¹⁴¹, P. Hodgson¹⁴¹, A. Hoecker³², M.R. Hoferkamp¹⁰⁷, F. Hoenig¹⁰², D. Hohn²³,
 T.R. Holmes³³, M. Homann⁴⁶, S. Honda¹⁶⁴, T. Honda⁶⁹, T.M. Hong¹²⁷, B.H. Hooberman¹⁶⁹,
 W.H. Hopkins¹¹⁸, Y. Horii¹⁰⁵, A.J. Horton¹⁴⁴, J.-Y. Hostachy⁵⁸, S. Hou¹⁵³, A. Hoummada^{137a},
 J. Howarth⁴⁵, J. Hoya⁷⁴, M. Hrabovsky¹¹⁷, I. Hristova¹⁷, J. Hrivnac¹¹⁹, T. Hryn'ova⁵,
 A. Hrynevich⁹⁶, P.J. Hsu⁶³, S.-C. Hsu¹⁴⁰, Q. Hu^{36a}, S. Hu^{36c}, Y. Huang^{35a}, Z. Hubacek¹³⁰,
 F. Hubaut⁸⁸, F. Huegging²³, T.B. Huffman¹²², E.W. Hughes³⁸, G. Hughes⁷⁵, M. Huhtinen³²,
 P. Huo¹⁵⁰, N. Huseynov^{68,b}, J. Huston⁹³, J. Huth⁵⁹, G. Iacobucci⁵², G. Iakovidis²⁷,
 I. Ibragimov¹⁴³, L. Iconomidou-Fayard¹¹⁹, Z. Idrissi^{137e}, P. Iengo³², O. Igonkina^{109,y}, T. Iizawa¹⁷⁴,
 Y. Ikegami⁶⁹, M. Ikeno⁶⁹, Y. Ilchenko^{11,z}, D. Iliadis¹⁵⁶, N. Ilic¹⁴⁵, G. Introzzi^{123a,123b},
 P. Ioannou^{9,*}, M. Iodice^{136a}, K. Iordanidou³⁸, V. Ippolito⁵⁹, M.F. Isacson¹⁶⁸, N. Ishijima¹²⁰,
 M. Ishino¹⁵⁷, M. Ishitsuka¹⁵⁹, C. Issever¹²², S. Istin^{20a}, F. Ito¹⁶⁴, J.M. Iturbe Ponce⁸⁷,
 R. Iuppa^{162a,162b}, H. Iwasaki⁶⁹, J.M. Izen⁴⁴, V. Izzo^{106a}, S. Jabbar³, P. Jackson¹, R.M. Jacobs²³,
 V. Jain², K.B. Jakobi⁸⁶, K. Jakobs⁵¹, S. Jakobsen⁶⁵, T. Jakoubek¹²⁹, D.O. Jamin¹¹⁶,
 D.K. Jana⁸², R. Jansky⁶⁵, J. Janssen²³, M. Janus⁵⁷, P.A. Janus^{41a}, G. Jarlskog⁸⁴, N. Javadov^{68,b},
 T. Javůrek⁵¹, M. Javurkova⁵¹, F. Jeanneau¹³⁸, L. Jeanty¹⁶, J. Jejelava^{54a,aa}, A. Jelinskas¹⁷³,
 P. Jenni^{51,ab}, C. Jeske¹⁷³, S. Jézéquel⁵, H. Ji¹⁷⁶, J. Jia¹⁵⁰, H. Jiang⁶⁷, Y. Jiang^{36a}, Z. Jiang¹⁴⁵,
 S. Jiggins⁸¹, J. Jimenez Pena¹⁷⁰, S. Jin^{35a}, A. Jinaru^{28b}, O. Jinnouchi¹⁵⁹, H. Jivan^{147c},
 P. Johansson¹⁴¹, K.A. Johns⁷, C.A. Johnson⁶⁴, W.J. Johnson¹⁴⁰, K. Jon-And^{148a,148b},
 R.W.L. Jones⁷⁵, S.D. Jones¹⁵¹, S. Jones⁷, T.J. Jones⁷⁷, J. Jongmanns^{60a}, P.M. Jorge^{128a,128b},
 J. Jovicevic^{163a}, X. Ju¹⁷⁶, A. Juste Rozas^{13,v}, M.K. Köhler¹⁷⁵, A. Kaczmarska⁴², M. Kado¹¹⁹,
 H. Kagan¹¹³, M. Kagan¹⁴⁵, S.J. Kahn⁸⁸, T. Kaji¹⁷⁴, E. Kajomovitz⁴⁸, C.W. Kalderon⁸⁴,
 A. Kaluza⁸⁶, S. Kama⁴³, A. Kamenshchikov¹³², N. Kanaya¹⁵⁷, L. Kanjir⁷⁸, V.A. Kantserov¹⁰⁰,
 J. Kanzaki⁶⁹, B. Kaplan¹¹², L.S. Kaplan¹⁷⁶, D. Kar^{147c}, K. Karakostas¹⁰, N. Karastathis¹⁰,
 M.J. Kareem⁵⁷, E. Karentzos¹⁰, S.N. Karpov⁶⁸, Z.M. Karpova⁶⁸, K. Karthik¹¹²,
 V. Kartvelishvili⁷⁵, A.N. Karyukhin¹³², K. Kasahara¹⁶⁴, L. Kashif¹⁷⁶, R.D. Kass¹¹³,
 A. Kastanas¹⁴⁹, Y. Kataoka¹⁵⁷, C. Kato¹⁵⁷, A. Katre⁵², J. Katzy⁴⁵, K. Kawade¹⁰⁵, K. Kawagoe⁷³,
 T. Kawamoto¹⁵⁷, G. Kawamura⁵⁷, E.F. Kay⁷⁷, V.F. Kazanin^{111,c}, R. Keeler¹⁷², R. Kehoe⁴³,
 J.S. Keller⁴⁵, J.J. Kempster⁸⁰, H. Keoshkerian¹⁶¹, O. Kepka¹²⁹, B.P. Kersevan⁷⁸, S. Kersten¹⁷⁸,
 R.A. Keyes⁹⁰, M. Khader¹⁶⁹, F. Khalil-zada¹², A. Khanov¹¹⁶, A.G. Kharlamov^{111,c},
 T. Kharlamova^{111,c}, A. Khodinov¹⁶⁰, T.J. Khoo⁵², V. Khovanskiy^{99,*}, E. Khramov⁶⁸,
 J. Khubua^{54b,ac}, S. Kido⁷⁰, C.R. Kilby⁸⁰, H.Y. Kim⁸, S.H. Kim¹⁶⁴, Y.K. Kim³³, N. Kimura¹⁵⁶,
 O.M. Kind¹⁷, B.T. King⁷⁷, D. Kirchmeier⁴⁷, J. Kirk¹³³, A.E. Kiryunin¹⁰³, T. Kishimoto¹⁵⁷,
 D. Kisielewska^{41a}, K. Kiuchi¹⁶⁴, O. Kivernyk⁵, E. Kladiva^{146b}, T. Klapdor-Kleingrothaus⁵¹,
 M.H. Klein³⁸, M. Klein⁷⁷, U. Klein⁷⁷, K. Kleinknecht⁸⁶, P. Klimek¹¹⁰, A. Klimentov²⁷,
 R. Klingenberg⁴⁶, T. Klingl²³, T. Klioutchnikova³², E.-E. Kluge^{60a}, P. Kluit¹⁰⁹, S. Kluth¹⁰³,
 J. Knapik⁴², E. Kneringer⁶⁵, E.B.F.G. Knoops⁸⁸, A. Knue¹⁰³, A. Kobayashi¹⁵⁷, D. Kobayashi¹⁵⁹,
 T. Kobayashi¹⁵⁷, M. Kobel⁴⁷, M. Kocian¹⁴⁵, P. Kodys¹³¹, T. Koffas³¹, E. Koffeman¹⁰⁹,
 N.M. Köhler¹⁰³, T. Koi¹⁴⁵, M. Kolb^{60b}, I. Koletsou⁵, A.A. Komar^{98,*}, Y. Komori¹⁵⁷, T. Kondo⁶⁹,
 N. Kondrashova^{36c}, K. Köneke⁵¹, A.C. König¹⁰⁸, T. Kono^{69,ad}, R. Konoplich^{112,ae},
 N. Konstantinidis⁸¹, R. Kopeliansky⁶⁴, S. Koperny^{41a}, A.K. Kopp⁵¹, K. Korcyl⁴², K. Kordas¹⁵⁶,
 A. Korn⁸¹, A.A. Korol^{111,c}, I. Korolkov¹³, E.V. Korolkova¹⁴¹, O. Kortner¹⁰³, S. Kortner¹⁰³,
 T. Kosek¹³¹, V.V. Kostyukhin²³, A. Kotwal⁴⁸, A. Koulouris¹⁰,
 A. Kourkoumeli-Charalampidi^{123a,123b}, C. Kourkoumelis⁹, E. Kourlitis¹⁴¹, V. Kouskoura²⁷,
 A.B. Kowalewska⁴², R. Kowalewski¹⁷², T.Z. Kowalski^{41a}, C. Kozakai¹⁵⁷, W. Kozanecki¹³⁸,
 A.S. Kozhin¹³², V.A. Kramarenko¹⁰¹, G. Kramberger⁷⁸, D. Krasnopevtsev¹⁰⁰, M.W. Krasny⁸³,
 A. Krasznahorkay³², D. Krauss¹⁰³, J.A. Kremer^{41a}, J. Kretzschmar⁷⁷, K. Kreutzfeldt⁵⁵,

P. Krieger¹⁶¹, K. Krizka³³, K. Kroeninger⁴⁶, H. Kroha¹⁰³, J. Kroll¹²⁹, J. Kroll¹²⁴, J. Kroseberg²³, J. Krstic¹⁴, U. Kruchonak⁶⁸, H. Krüger²³, N. Krumnack⁶⁷, M.C. Kruse⁴⁸, T. Kubota⁹¹, H. Kucuk⁸¹, S. Kuday^{4b}, J.T. Kuechler¹⁷⁸, S. Kuehn³², A. Kugel^{60c}, F. Kuger¹⁷⁷, T. Kuhl⁴⁵, V. Kukhtin⁶⁸, R. Kukla⁸⁸, Y. Kulchitsky⁹⁵, S. Kuleshov^{34b}, Y.P. Kulinich¹⁶⁹, M. Kuna^{134a,134b}, T. Kunigo⁷¹, A. Kupco¹²⁹, O. Kuprash¹⁵⁵, H. Kurashige⁷⁰, L.L. Kurchaninov^{163a}, Y.A. Kurochkin⁹⁵, M.G. Kurth^{35a}, V. Kus¹²⁹, E.S. Kuwertz¹⁷², M. Kuze¹⁵⁹, J. Kvita¹¹⁷, T. Kwan¹⁷², D. Kyriazopoulos¹⁴¹, A. La Rosa¹⁰³, J.L. La Rosa Navarro^{26d}, L. La Rotonda^{40a,40b}, C. Lacasta¹⁷⁰, F. Lacava^{134a,134b}, J. Lacey⁴⁵, H. Lacker¹⁷, D. Lacour⁸³, E. Ladygin⁶⁸, R. Lafaye⁵, B. Laforge⁸³, T. Lagouri¹⁷⁹, S. Lai⁵⁷, S. Lammers⁶⁴, W. Lampl⁷, E. Lançon²⁷, U. Landgraf⁵¹, M.P.J. Landon⁷⁹, M.C. Lanfermann⁵², V.S. Lang^{60a}, J.C. Lange¹³, A.J. Lankford¹⁶⁶, F. Lanni²⁷, K. Lantzsch²³, A. Lanza^{123a}, A. Lapertosa^{53a,53b}, S. Laplace⁸³, J.F. Laporte¹³⁸, T. Lari^{94a}, F. Lasagni Manghi^{22a,22b}, M. Lassnig³², P. Laurelli⁵⁰, W. Lavrijsen¹⁶, A.T. Law¹³⁹, P. Laycock⁷⁷, T. Lazovich⁵⁹, M. Lazzaroni^{94a,94b}, B. Le⁹¹, O. Le Dortz⁸³, E. Le Guirriec⁸⁸, E.P. Le Quilleuc¹³⁸, M. LeBlanc¹⁷², T. LeCompte⁶, F. Ledroit-Guillon⁵⁸, C.A. Lee²⁷, G.R. Lee^{133,af}, S.C. Lee¹⁵³, L. Lee⁵⁹, B. Lefebvre⁹⁰, G. Lefebvre⁸³, M. Lefebvre¹⁷², F. Legger¹⁰², C. Leggett¹⁶, A. Lehan⁷⁷, G. Lehmann Miotto³², X. Lei⁷, W.A. Leight⁴⁵, M.A.L. Leite^{26d}, R. Leitner¹³¹, D. Lellouch¹⁷⁵, B. Lemmer⁵⁷, K.J.C. Leney⁸¹, T. Lenz²³, B. Lenzi³², R. Leone⁷, S. Leone^{126a,126b}, C. Leonidopoulos⁴⁹, G. Lerner¹⁵¹, C. Leroy⁹⁷, A.A.J. Lesage¹³⁸, C.G. Lester³⁰, M. Levchenko¹²⁵, J. Levêque⁵, D. Levin⁹², L.J. Levinson¹⁷⁵, M. Levy¹⁹, D. Lewis⁷⁹, B. Li^{36a,ag}, C.-Q. Li^{36a}, H. Li¹⁵⁰, L. Li^{36c}, Q. Li^{35a}, S. Li⁴⁸, X. Li^{36c}, Y. Li¹⁴³, Z. Liang^{35a}, B. Liberti^{135a}, A. Liblong¹⁶¹, K. Lie^{62c}, J. Liebal²³, W. Liebig¹⁵, A. Limosani¹⁵², S.C. Lin^{153,ah}, T.H. Lin⁸⁶, B.E. Lindquist¹⁵⁰, A.E. Lioni⁵², E. Lipeles¹²⁴, A. Lipniacka¹⁵, M. Lisovsky^{60b}, T.M. Liss^{169,ai}, A. Lister¹⁷¹, A.M. Litke¹³⁹, B. Liu^{153,aj}, H. Liu⁹², H. Liu²⁷, J.K.K. Liu¹²², J. Liu^{36b}, J.B. Liu^{36a}, K. Liu⁸⁸, L. Liu¹⁶⁹, M. Liu^{36a}, Y.L. Liu^{36a}, Y. Liu^{36a}, M. Livan^{123a,123b}, A. Lleres⁵⁸, J. Llorente Merino^{35a}, S.L. Lloyd⁷⁹, C.Y. Lo^{62b}, F. Lo Sterzo¹⁵³, E.M. Lobodzinska⁴⁵, P. Loch⁷, F.K. Loebinger⁸⁷, K.M. Loew²⁵, A. Loginov^{179,*}, T. Lohse¹⁷, K. Lohwasser⁴⁵, M. Lokajicek¹²⁹, B.A. Long²⁴, J.D. Long¹⁶⁹, R.E. Long⁷⁵, L. Longo^{76a,76b}, K.A. Looper¹¹³, J.A. Lopez^{34b}, D. Lopez Mateos⁵⁹, I. Lopez Paz¹³, A. Lopez Solis⁸³, J. Lorenz¹⁰², N. Lorenzo Martinez⁵, M. Losada²¹, P.J. Lösel¹⁰², X. Lou^{35a}, A. Lounis¹¹⁹, J. Love⁶, P.A. Love⁷⁵, H. Lu^{62a}, N. Lu⁹², Y.J. Lu⁶³, H.J. Lubatti¹⁴⁰, C. Luci^{134a,134b}, A. Lucotte⁵⁸, C. Luedtke⁵¹, F. Luehring⁶⁴, W. Lukas⁶⁵, L. Luminari^{134a}, O. Lundberg^{148a,148b}, B. Lund-Jensen¹⁴⁹, P.M. Luzi⁸³, D. Lynn²⁷, R. Lysak¹²⁹, E. Lytken⁸⁴, V. Lyubushkin⁶⁸, H. Ma²⁷, L.L. Ma^{36b}, Y. Ma^{36b}, G. Maccarrone⁵⁰, A. Macchiolo¹⁰³, C.M. Macdonald¹⁴¹, B. Maček⁷⁸, J. Machado Miguens^{124,128b}, D. Madaffari⁸⁸, R. Madar³⁷, H.J. Maddocks¹⁶⁸, W.F. Mader⁴⁷, A. Madsen⁴⁵, J. Maeda⁷⁰, S. Maeland¹⁵, T. Maeno²⁷, A.S. Maevskiy¹⁰¹, E. Magradze⁵⁷, J. Mahlstedt¹⁰⁹, C. Maiani¹¹⁹, C. Maidantchik^{26a}, A.A. Maier¹⁰³, T. Maier¹⁰², A. Maio^{128a,128b,128d}, S. Majewski¹¹⁸, Y. Makida⁶⁹, N. Makovec¹¹⁹, B. Malaescu⁸³, Pa. Malecki⁴², V.P. Maleev¹²⁵, F. Malek⁵⁸, U. Mallik⁶⁶, D. Malon⁶, C. Malone³⁰, S. Maltezos¹⁰, S. Malyukov³², J. Mamuzic¹⁷⁰, G. Mancini⁵⁰, L. Mandelli^{94a}, I. Mandić⁷⁸, J. Maneira^{128a,128b}, L. Manhaes de Andrade Filho^{26b}, J. Manjarres Ramos⁴⁷, A. Mann¹⁰², A. Manousos³², B. Mansoulie¹³⁸, J.D. Mansour^{35a}, R. Mantifel⁹⁰, M. Mantoani⁵⁷, S. Manzoni^{94a,94b}, L. Mapelli³², G. Marceca²⁹, L. March⁵², L. Marchese¹²², G. Marchiori⁸³, M. Marcisovsky¹²⁹, M. Marjanovic³⁷, D.E. Marley⁹², F. Marroquin^{26a}, S.P. Marsden⁸⁷, Z. Marshall¹⁶, M.U.F. Martensson¹⁶⁸, S. Marti-Garcia¹⁷⁰, C.B. Martin¹¹³, T.A. Martin¹⁷³, V.J. Martin⁴⁹, B. Martin dit Latour¹⁵, M. Martinez^{13,v}, V.I. Martinez Outschoorn¹⁶⁹, S. Martin-Haugh¹³³, V.S. Martoiu^{28b}, A.C. Martyniuk⁸¹, A. Marzin³², L. Masetti⁸⁶, T. Mashimo¹⁵⁷, R. Mashinistov⁹⁸, J. Masik⁸⁷, A.L. Maslennikov^{111,c}, L. Massa^{135a,135b}, P. Mastrandrea⁵, A. Mastroberardino^{40a,40b}, T. Masubuchi¹⁵⁷, P. Mättig¹⁷⁸, J. Maurer^{28b}, S.J. Maxfield⁷⁷, D.A. Maximov^{111,c}, R. Mazini¹⁵³, I. Maznas¹⁵⁶, S.M. Mazza^{94a,94b},

N.C. Mc Fadden¹⁰⁷, G. Mc Goldrick¹⁶¹, S.P. Mc Kee⁹², A. McCarn⁹², R.L. McCarthy¹⁵⁰,
 T.G. McCarthy¹⁰³, L.I. McClymont⁸¹, E.F. McDonald⁹¹, J.A. Mcfayden⁸¹, G. Mchedlidze⁵⁷,
 S.J. McMahan¹³³, P.C. McNamara⁹¹, R.A. McPherson^{172,o}, S. Meehan¹⁴⁰, T.J. Megy⁵¹,
 S. Mehlhase¹⁰², A. Mehta⁷⁷, T. Meideck⁵⁸, K. Meier^{60a}, B. Meirose⁴⁴, D. Melini^{170.ak},
 B.R. Mellado Garcia^{147c}, J.D. Mellenthin⁵⁷, M. Melo^{146a}, F. Meloni¹⁸, S.B. Menary⁸⁷, L. Meng⁷⁷,
 X.T. Meng⁹², A. Mengarelli^{22a,22b}, S. Menke¹⁰³, E. Meoni^{40a,40b}, S. Mergelmeyer¹⁷, P. Mermod⁵²,
 L. Merola^{106a,106b}, C. Meroni^{94a}, F.S. Merritt³³, A. Messina^{134a,134b}, J. Metcalfe⁶, A.S. Mete¹⁶⁶,
 C. Meyer¹²⁴, J.-P. Meyer¹³⁸, J. Meyer¹⁰⁹, H. Meyer Zu Theenhausen^{60a}, F. Miano¹⁵¹,
 R.P. Middleton¹³³, S. Miglioranzi^{53a,53b}, L. Mijović⁴⁹, G. Mikenberg¹⁷⁵, M. Mikestikova¹²⁹,
 M. Mikuš⁷⁸, M. Milesi⁹¹, A. Milic²⁷, D.W. Miller³³, C. Mills⁴⁹, A. Milov¹⁷⁵,
 D.A. Milstead^{148a,148b}, A.A. Minaenko¹³², Y. Minami¹⁵⁷, I.A. Minashvili⁶⁸, A.I. Mincer¹¹²,
 B. Mindur^{41a}, M. Mineev⁶⁸, Y. Minegishi¹⁵⁷, Y. Ming¹⁷⁶, L.M. Mir¹³, K.P. Mistry¹²⁴,
 T. Mitani¹⁷⁴, J. Mitrevski¹⁰², V.A. Mitsou¹⁷⁰, A. Miucci¹⁸, P.S. Miyagawa¹⁴¹, A. Mizukami⁶⁹,
 J.U. Mjörnmark⁸⁴, T. Mkrtchyan¹⁸⁰, M. Mlynarikova¹³¹, T. Moa^{148a,148b}, K. Mochizuki⁹⁷,
 P. Mogg⁵¹, S. Mohapatra³⁸, S. Molander^{148a,148b}, R. Moles-Valls²³, R. Monden⁷¹,
 M.C. Mondragon⁹³, K. Mönig⁴⁵, J. Monk³⁹, E. Monnier⁸⁸, A. Montalbano¹⁵⁰,
 J. Montejo Berlingen³², F. Monticelli⁷⁴, S. Monzani^{94a,94b}, R.W. Moore³, N. Morange¹¹⁹,
 D. Moreno²¹, M. Moreno Llácer⁵⁷, P. Morettini^{53a}, S. Morgenstern³², D. Mori¹⁴⁴, T. Mori¹⁵⁷,
 M. Morii⁵⁹, M. Morinaga¹⁵⁷, V. Morisbak¹²¹, A.K. Morley¹⁵², G. Mornacchi³², J.D. Morris⁷⁹,
 L. Morvaj¹⁵⁰, P. Moschovakos¹⁰, M. Mosidze^{54b}, H.J. Moss¹⁴¹, J. Moss^{145,al}, K. Motohashi¹⁵⁹,
 R. Mount¹⁴⁵, E. Mountricha²⁷, E.J.W. Moyse⁸⁹, S. Muanza⁸⁸, R.D. Mudd¹⁹, F. Mueller¹⁰³,
 J. Mueller¹²⁷, R.S.P. Mueller¹⁰², D. Muenstermann⁷⁵, P. Mullen⁵⁶, G.A. Mullier¹⁸,
 F.J. Munoz Sanchez⁸⁷, W.J. Murray^{173,133}, H. Musheghyan³², M. Muškinja⁷⁸,
 A.G. Myagkov^{132,am}, M. Myska¹³⁰, B.P. Nachman¹⁶, O. Nackenhorst⁵², K. Nagai¹²²,
 R. Nagai^{69,ad}, K. Nagano⁶⁹, Y. Nagasaka⁶¹, K. Nagata¹⁶⁴, M. Nagel⁵¹, E. Nagy⁸⁸, A.M. Nairz³²,
 Y. Nakahama¹⁰⁵, K. Nakamura⁶⁹, T. Nakamura¹⁵⁷, I. Nakano¹¹⁴, R.F. Naranjo Garcia⁴⁵,
 R. Narayan¹¹, D.I. Narrias Villar^{60a}, I. Naryshkin¹²⁵, T. Naumann⁴⁵, G. Navarro²¹, R. Nayyar⁷,
 H.A. Neal⁹², P.Yu. Nechaeva⁹⁸, T.J. Neep¹³⁸, A. Negri^{123a,123b}, M. Negrini^{22a}, S. Nektarijevic¹⁰⁸,
 C. Nellist¹¹⁹, A. Nelson¹⁶⁶, M.E. Nelson¹²², S. Nemecek¹²⁹, P. Nemethy¹¹², M. Nessi^{32,an},
 M.S. Neubauer¹⁶⁹, M. Neumann¹⁷⁸, P.R. Newman¹⁹, T.Y. Ng^{62c}, T. Nguyen Manh⁹⁷,
 R.B. Nickerson¹²², R. Nicolaidou¹³⁸, J. Nielsen¹³⁹, V. Nikolaenko^{132,am}, I. Nikolic-Audit⁸³,
 K. Nikolopoulos¹⁹, J.K. Nilsen¹²¹, P. Nilsson²⁷, Y. Ninomiya¹⁵⁷, A. Nisati^{134a}, N. Nishu^{35c},
 R. Nisius¹⁰³, T. Nobe¹⁵⁷, Y. Noguchi⁷¹, M. Nomachi¹²⁰, I. Nomidis³¹, M.A. Nomura²⁷,
 T. Nooney⁷⁹, M. Nordberg³², N. Norjoharuddeen¹²², O. Novgorodova⁴⁷, S. Nowak¹⁰³,
 M. Nozaki⁶⁹, L. Nozka¹¹⁷, K. Ntekas¹⁶⁶, E. Nurse⁸¹, F. Nuti⁹¹, K. O'connor²⁵, D.C. O'Neil¹⁴⁴,
 A.A. O'Rourke⁴⁵, V. O'Shea⁵⁶, F.G. Oakham^{31,d}, H. Oberlack¹⁰³, T. Obermann²³, J. Ocariz⁸³,
 A. Ochi⁷⁰, I. Ochoa³⁸, J.P. Ochoa-Ricoux^{34a}, S. Oda⁷³, S. Odaka⁶⁹, H. Ogren⁶⁴, A. Oh⁸⁷,
 S.H. Oh⁴⁸, C.C. Ohm¹⁶, H. Ohman¹⁶⁸, H. Oide^{53a,53b}, H. Okawa¹⁶⁴, Y. Okumura¹⁵⁷,
 T. Okuyama⁶⁹, A. Olariu^{28b}, L.F. Oleiro Seabra^{128a}, S.A. Olivares Pino⁴⁹, D. Oliveira Damazio²⁷,
 A. Olszewski⁴², J. Olszowska⁴², A. Onofre^{128a,128e}, K. Onogi¹⁰⁵, P.U.E. Onyisi^{11,z}, M.J. Oreglia³³,
 Y. Oren¹⁵⁵, D. Orestano^{136a,136b}, N. Orlando^{62b}, R.S. Orr¹⁶¹, B. Osculati^{53a,53b,*}, R. Ospanov^{36a},
 G. Otero y Garzon²⁹, H. Otono⁷³, M. Ouchrif^{137d}, F. Ould-Saada¹²¹, A. Ouraou¹³⁸,
 K.P. Oussoren¹⁰⁹, Q. Ouyang^{35a}, M. Owen⁵⁶, R.E. Owen¹⁹, V.E. Ozcan^{20a}, N. Ozturk⁸,
 K. Pachal¹⁴⁴, A. Pacheco Pages¹³, L. Pacheco Rodriguez¹³⁸, C. Padilla Aranda¹³,
 S. Pagan Griso¹⁶, M. Paganini¹⁷⁹, F. Paige²⁷, G. Palacino⁶⁴, S. Palazzo^{40a,40b}, S. Palestini³²,
 M. Palka^{41b}, D. Pallin³⁷, E.St. Panagiotopoulou¹⁰, I. Panagoulas¹⁰, C.E. Pandini⁸³,
 J.G. Panduro Vazquez⁸⁰, P. Pani³², S. Panitkin²⁷, D. Pantea^{28b}, L. Paolozzi⁵²,
 Th.D. Papadopoulou¹⁰, K. Papageorgiou^{9,s}, A. Paramonov⁶, D. Paredes Hernandez¹⁷⁹,

A.J. Parker⁷⁵, M.A. Parker³⁰, K.A. Parker⁴⁵, F. Parodi^{53a,53b}, J.A. Parsons³⁸, U. Parzefall⁵¹,
 V.R. Pascuzzi¹⁶¹, J.M. Pasner¹³⁹, E. Pasqualucci^{134a}, S. Passaggio^{53a}, Fr. Pastore⁸⁰,
 S. Patarai¹⁷⁸, J.R. Pater⁸⁷, T. Pauly³², B. Pearson¹⁰³, S. Pedraza Lopez¹⁷⁰, R. Pedro^{128a,128b},
 S.V. Peleganchuk^{111,c}, O. Penc¹²⁹, C. Peng^{35a}, H. Peng^{36a}, J. Penwell⁶⁴, B.S. Peralva^{26b},
 M.M. Perego¹³⁸, D.V. Perepelitsa²⁷, L. Perini^{94a,94b}, H. Pernegger³², S. Perrella^{106a,106b},
 R. Peschke⁴⁵, V.D. Peshekhonov^{68,*}, K. Peters⁴⁵, R.F.Y. Peters⁸⁷, B.A. Petersen³²,
 T.C. Petersen³⁹, E. Petit⁵⁸, A. Petridis¹, C. Petridou¹⁵⁶, P. Petroff¹¹⁹, E. Petrolo^{134a},
 M. Petrov¹²², F. Petrucci^{136a,136b}, N.E. Pettersson⁸⁹, A. Peyaud¹³⁸, R. Pezoa^{34b}, F.H. Phillips⁹³,
 P.W. Phillips¹³³, G. Piacquadio¹⁵⁰, E. Pianori¹⁷³, A. Picazio⁸⁹, E. Piccaro⁷⁹, M.A. Pickering¹²²,
 R. Piegai²⁹, J.E. Pilcher³³, A.D. Pilkington⁸⁷, A.W.J. Pin⁸⁷, M. Pinamonti^{135a,135b},
 J.L. Pinfeld³, H. Pirumov⁴⁵, M. Pitt¹⁷⁵, L. Plazak^{146a}, M.-A. Pleier²⁷, V. Pleskot⁸⁶,
 E. Plotnikova⁶⁸, D. Pluth⁶⁷, P. Podberezko¹¹¹, R. Poettgen^{148a,148b}, R. Poggi^{123a,123b},
 L. Poggioli¹¹⁹, D. Pohl²³, G. Polesello^{123a}, A. Poley⁴⁵, A. Policicchio^{40a,40b}, R. Polifka³²,
 A. Polini^{22a}, C.S. Pollard⁵⁶, V. Polychronakos²⁷, K. Pommès³², D. Ponomarenko¹⁰⁰,
 L. Pontecorvo^{134a}, B.G. Pope⁹³, G.A. Popeneciu^{28d}, A. Poppleton³², S. Pospisil¹³⁰,
 K. Potamianos¹⁶, I.N. Potrap⁶⁸, C.J. Potter³⁰, G. Poulard³², T. Poulsen⁸⁴, J. Poveda³²,
 M.E. Pozo Astigarraga³², P. Pralavorio⁸⁸, A. Pranko¹⁶, S. Prell⁶⁷, D. Price⁸⁷, L.E. Price⁶,
 M. Primavera^{76a}, S. Prince⁹⁰, N. Proklova¹⁰⁰, K. Prokofiev^{62c}, F. Prokoshin^{34b},
 S. Protopopescu²⁷, J. Proudfoot⁶, M. Przybycien^{41a}, A. Puri¹⁶⁹, P. Puzo¹¹⁹, J. Qian⁹², G. Qin⁵⁶,
 Y. Qin⁸⁷, A. Quadt⁵⁷, M. Queitsch-Maitland⁴⁵, D. Quilty⁵⁶, S. Raddum¹²¹, V. Radeka²⁷,
 V. Radescu¹²², S.K. Radhakrishnan¹⁵⁰, P. Radloff¹¹⁸, P. Rados⁹¹, F. Ragusa^{94a,94b}, G. Rahal¹⁸¹,
 J.A. Raine⁸⁷, S. Rajagopalan²⁷, C. Rangel-Smith¹⁶⁸, T. Rashid¹¹⁹, M.G. Ratti^{94a,94b},
 D.M. Rauch⁴⁵, F. Rauscher¹⁰², S. Rave⁸⁶, I. Ravinovich¹⁷⁵, J.H. Rawling⁸⁷, M. Raymond³²,
 A.L. Read¹²¹, N.P. Readioff⁵⁸, M. Reale^{76a,76b}, D.M. Rebutti^{123a,123b}, A. Redelbach¹⁷⁷,
 G. Redlinger²⁷, R. Reece¹³⁹, R.G. Reed^{147c}, K. Reeves⁴⁴, L. Rehnisch¹⁷, J. Reichert¹²⁴,
 A. Reiss⁸⁶, C. Rembser³², H. Ren^{35a}, M. Rescigno^{134a}, S. Resconi^{94a}, E.D. Resseguie¹²⁴,
 S. Rettie¹⁷¹, E. Reynolds¹⁹, O.L. Rezanova^{111,c}, P. Reznicek¹³¹, R. Rezvani⁹⁷, R. Richter¹⁰³,
 S. Richter⁸¹, E. Richter-Was^{41b}, O. Ricken²³, M. Ridel⁸³, P. Rieck¹⁰³, C.J. Riegel¹⁷⁸, J. Rieger⁵⁷,
 O. Rifki¹¹⁵, M. Rijssenbeek¹⁵⁰, A. Rimoldi^{123a,123b}, M. Rimoldi¹⁸, L. Rinaldi^{22a}, B. Ristić⁵²,
 E. Ritsch³², I. Riu¹³, F. Rizatdinova¹¹⁶, E. Rizvi⁷⁹, C. Rizzi¹³, R.T. Roberts⁸⁷,
 S.H. Robertson^{90,o}, A. Robichaud-Veronneau⁹⁰, D. Robinson³⁰, J.E.M. Robinson⁴⁵, A. Robson⁵⁶,
 E. Rocco⁸⁶, C. Roda^{126a,126b}, Y. Rodina^{88,ao}, S. Rodriguez Bosca¹⁷⁰, A. Rodriguez Perez¹³,
 D. Rodriguez Rodriguez¹⁷⁰, S. Roe³², C.S. Rogan⁵⁹, O. Røhne¹²¹, J. Roloff⁵⁹, A. Romaniouk¹⁰⁰,
 M. Romano^{22a,22b}, S.M. Romano Saez³⁷, E. Romero Adam¹⁷⁰, N. Rompotis⁷⁷, M. Ronzani⁵¹,
 L. Roos⁸³, S. Rosati^{134a}, K. Rosbach⁵¹, P. Rose¹³⁹, N.-A. Rosien⁵⁷, E. Rossi^{106a,106b},
 L.P. Rossi^{53a}, J.H.N. Rosten³⁰, R. Rosten¹⁴⁰, M. Rotaru^{28b}, I. Roth¹⁷⁵, J. Rothberg¹⁴⁰,
 D. Rousseau¹¹⁹, A. Rozanov⁸⁸, Y. Rozen¹⁵⁴, X. Ruan^{147c}, F. Rubbo¹⁴⁵, F. Rühr⁵¹,
 A. Ruiz-Martinez³¹, Z. Rurikova⁵¹, N.A. Rusakovich⁶⁸, H.L. Russell⁹⁰, J.P. Rutherford⁷,
 N. Ruthmann³², Y.F. Ryabov¹²⁵, M. Rybar¹⁶⁹, G. Rybkin¹¹⁹, S. Ryu⁶, A. Ryzhov¹³²,
 G.F. Rzehorz⁵⁷, A.F. Saavedra¹⁵², G. Sabato¹⁰⁹, S. Sacerdoti²⁹, H.F.-W. Sadrozinski¹³⁹,
 R. Sadykov⁶⁸, F. Safai Tehrani^{134a}, P. Saha¹¹⁰, M. Sahinsoy^{60a}, M. Saimpert⁴⁵, M. Saito¹⁵⁷,
 T. Saito¹⁵⁷, H. Sakamoto¹⁵⁷, Y. Sakurai¹⁷⁴, G. Salamanna^{136a,136b}, J.E. Salazar Loyola^{34b},
 D. Salek¹⁰⁹, P.H. Sales De Bruin¹⁶⁸, D. Salihagic¹⁰³, A. Salnikov¹⁴⁵, J. Salt¹⁷⁰,
 D. Salvatore^{40a,40b}, F. Salvatore¹⁵¹, A. Salvucci^{62a,62b,62c}, A. Salzburger³², D. Sammel⁵¹,
 D. Sampsonidis¹⁵⁶, D. Sampsonidou¹⁵⁶, J. Sánchez¹⁷⁰, V. Sanchez Martinez¹⁷⁰,
 A. Sanchez Pineda^{167a,167c}, H. Sandaker¹²¹, R.L. Sandbach⁷⁹, C.O. Sander⁴⁵, M. Sandhoff¹⁷⁸,
 C. Sandoval²¹, D.P.C. Sankey¹³³, M. Sannino^{53a,53b}, A. Sansoni⁵⁰, C. Santoni³⁷,
 R. Santonico^{135a,135b}, H. Santos^{128a}, I. Santoyo Castillo¹⁵¹, A. Saponov⁶⁸, J.G. Saraiva^{128a,128d},

B. Sarrazin²³, O. Sasaki⁶⁹, K. Sato¹⁶⁴, E. Sauvan⁵, G. Savage⁸⁰, P. Savard^{161,d}, N. Savic¹⁰³,
 C. Sawyer¹³³, L. Sawyer^{82,u}, J. Saxon³³, C. Sbarra^{22a}, A. Sbrizzi^{22a,22b}, T. Scanlon⁸¹,
 D.A. Scannicchio¹⁶⁶, M. Scarcella¹⁵², V. Scarfone^{40a,40b}, J. Schaarschmidt¹⁴⁰, P. Schacht¹⁰³,
 B.M. Schachtner¹⁰², D. Schaefer³², L. Schaefer¹²⁴, R. Schaefer⁴⁵, J. Schaeffer⁸⁶, S. Schaepe²³,
 S. Schaetzel^{60b}, U. Schäfer⁸⁶, A.C. Schaffer¹¹⁹, D. Schaile¹⁰², R.D. Schamberger¹⁵⁰, V. Scharf^{60a},
 V.A. Schegelsky¹²⁵, D. Scheirich¹³¹, M. Schernau¹⁶⁶, C. Schiavi^{53a,53b}, S. Schier¹³⁹,
 L.K. Schildgen²³, C. Schillo⁵¹, M. Schioppa^{40a,40b}, S. Schlenker³², K.R. Schmidt-Sommerfeld¹⁰³,
 K. Schmieden³², C. Schmitt⁸⁶, S. Schmitt⁴⁵, S. Schmitz⁸⁶, U. Schnoor⁵¹, L. Schoeffel¹³⁸,
 A. Schoening^{60b}, B.D. Schoenrock⁹³, E. Schopf²³, M. Schott⁸⁶, J.F.P. Schouwenberg¹⁰⁸,
 J. Schovancova³², S. Schramm⁵², N. Schuh⁸⁶, A. Schulte⁸⁶, M.J. Schultens²³,
 H.-C. Schultz-Coulon^{60a}, H. Schulz¹⁷, M. Schumacher⁵¹, B.A. Schumm¹³⁹, Ph. Schune¹³⁸,
 A. Schwartzman¹⁴⁵, T.A. Schwarz⁹², H. Schweiger⁸⁷, Ph. Schwemling¹³⁸, R. Schwienhorst⁹³,
 J. Schwindling¹³⁸, A. Sciandra²³, G. Sciolla²⁵, F. Scuri^{126a,126b}, F. Scutti⁹¹, J. Searcy⁹²,
 P. Seema²³, S.C. Seidel¹⁰⁷, A. Seiden¹³⁹, J.M. Seixas^{26a}, G. Sekhniaidze^{106a}, K. Sekhon⁹²,
 S.J. Sekula⁴³, N. Semprini-Cesari^{22a,22b}, S. Senkin³⁷, C. Serfon¹²¹, L. Serin¹¹⁹, L. Serkin^{167a,167b},
 M. Sessa^{136a,136b}, R. Seuster¹⁷², H. Severini¹¹⁵, T. Sfiligoj⁷⁸, F. Sforza³², A. Sfyrta⁵²,
 E. Shabalina⁵⁷, N.W. Shaikh^{148a,148b}, L.Y. Shan^{35a}, R. Shang¹⁶⁹, J.T. Shank²⁴, M. Shapiro¹⁶,
 P.B. Shatalov⁹⁹, K. Shaw^{167a,167b}, S.M. Shaw⁸⁷, A. Shcherbakova^{148a,148b}, C.Y. Shehu¹⁵¹,
 Y. Shen¹¹⁵, P. Sherwood⁸¹, L. Shi^{153,ap}, S. Shimizu⁷⁰, C.O. Shimmin¹⁷⁹, M. Shimojima¹⁰⁴,
 I.P.J. Shipsey¹²², S. Shirabe⁷³, M. Shiyakova^{68,aq}, J. Shlomi¹⁷⁵, A. Shmeleva⁹⁸,
 D. Shoaleh Saadi⁹⁷, M.J. Shochet³³, S. Shojaii^{94a}, D.R. Shope¹¹⁵, S. Shrestha¹¹³, E. Shulga¹⁰⁰,
 M.A. Shupe⁷, P. Sicho¹²⁹, A.M. Sickles¹⁶⁹, P.E. Sidebo¹⁴⁹, E. Sideras Haddad^{147c},
 O. Sidiropoulou¹⁷⁷, A. Sidoti^{22a,22b}, F. Siegert⁴⁷, Dj. Sijacki¹⁴, J. Silva^{128a,128d},
 S.B. Silverstein^{148a}, V. Simak¹³⁰, Lj. Simic¹⁴, S. Simion¹¹⁹, E. Simioni⁸⁶, B. Simmons⁸¹,
 M. Simon⁸⁶, P. Sinervo¹⁶¹, N.B. Sinev¹¹⁸, M. Sioli^{22a,22b}, G. Siragusa¹⁷⁷, I. Siral⁹²,
 S.Yu. Sivoklokov¹⁰¹, J. Sjölin^{148a,148b}, M.B. Skinner⁷⁵, P. Skubic¹¹⁵, M. Slater¹⁹, T. Slavicek¹³⁰,
 M. Slawinska⁴², K. Sliwa¹⁶⁵, R. Slovak¹³¹, V. Smakhtin¹⁷⁵, B.H. Smart⁵, J. Smiesko^{146a},
 N. Smirnov¹⁰⁰, S.Yu. Smirnov¹⁰⁰, Y. Smirnov¹⁰⁰, L.N. Smirnova^{101,ar}, O. Smirnova⁸⁴,
 J.W. Smith⁵⁷, M.N.K. Smith³⁸, R.W. Smith³⁸, M. Smizanska⁷⁵, K. Smolek¹³⁰, A.A. Snesarev⁹⁸,
 I.M. Snyder¹¹⁸, S. Snyder²⁷, R. Sobie^{172,o}, F. Socher⁴⁷, A. Soffer¹⁵⁵, D.A. Soh¹⁵³,
 G. Sokhrannyi⁷⁸, C.A. Solans Sanchez³², M. Solar¹³⁰, E.Yu. Soldatov¹⁰⁰, U. Soldevila¹⁷⁰,
 A.A. Solodkov¹³², A. Soloshenko⁶⁸, O.V. Solovyanov¹³², V. Solovyev¹²⁵, P. Sommer⁵¹, H. Son¹⁶⁵,
 H.Y. Song^{36a,as}, A. Sopczak¹³⁰, D. Sosa^{60b}, C.L. Sotiropoulou^{126a,126b}, R. Soualah^{167a,167c},
 A.M. Soukharev^{111,c}, D. South⁴⁵, B.C. Sowden⁸⁰, S. Spagnolo^{76a,76b}, M. Spalla^{126a,126b},
 M. Spangenberg¹⁷³, F. Spanò⁸⁰, D. Sperlich¹⁷, F. Spettel¹⁰³, T.M. Spieker^{60a}, R. Spighi^{22a},
 G. Spigo³², L.A. Spiller⁹¹, M. Spousta¹³¹, R.D. St. Denis^{56,*}, A. Stabile^{94a}, R. Stamen^{60a},
 S. Stamm¹⁷, E. Stanecka⁴², R.W. Stanek⁶, C. Stanescu^{136a}, M.M. Stanitzki⁴⁵, S. Stapnes¹²¹,
 E.A. Starchenko¹³², G.H. Stark³³, J. Stark⁵⁸, S.H. Stark³⁹, P. Staroba¹²⁹, P. Starovoitov^{60a},
 S. Stärz³², R. Staszewski⁴², P. Steinberg²⁷, B. Stelzer¹⁴⁴, H.J. Stelzer³², O. Stelzer-Chilton^{163a},
 H. Stenzel⁵⁵, G.A. Stewart⁵⁶, M.C. Stockton¹¹⁸, M. Stoebe⁹⁰, G. Stoica^{28b}, P. Stolte⁵⁷,
 S. Stonjek¹⁰³, A.R. Stradling⁸, A. Straessner⁴⁷, M.E. Stramaglia¹⁸, J. Strandberg¹⁴⁹,
 S. Strandberg^{148a,148b}, A. Strandlie¹²¹, M. Strauss¹¹⁵, P. Strizenec^{146b}, R. Ströhmer¹⁷⁷,
 D.M. Strom¹¹⁸, R. Stroynowski⁴³, A. Strubig¹⁰⁸, S.A. Stucci²⁷, B. Stugu¹⁵, N.A. Styles⁴⁵,
 D. Su¹⁴⁵, J. Su¹²⁷, S. Suchek^{60a}, Y. Sugaya¹²⁰, M. Suk¹³⁰, V.V. Sulin⁹⁸, S. Sultansoy^{4c},
 T. Sumida⁷¹, S. Sun⁵⁹, X. Sun³, K. Suruliz¹⁵¹, C.J.E. Suster¹⁵², M.R. Sutton¹⁵¹, S. Suzuki⁶⁹,
 M. Svatos¹²⁹, M. Swiatlowski³³, S.P. Swift², I. Sykora^{146a}, T. Sykora¹³¹, D. Ta⁵¹, K. Tackmann⁴⁵,
 J. Taenzer¹⁵⁵, A. Taffard¹⁶⁶, R. Tafirout^{163a}, N. Taiblum¹⁵⁵, H. Takai²⁷, R. Takashima⁷²,
 T. Takeshita¹⁴², Y. Takubo⁶⁹, M. Talby⁸⁸, A.A. Talyshev^{111,c}, J. Tanaka¹⁵⁷, M. Tanaka¹⁵⁹,

R. Tanaka¹¹⁹, S. Tanaka⁶⁹, R. Tanioka⁷⁰, B.B. Tannenwald¹¹³, S. Tapia Araya^{34b}, S. Tapprogge⁸⁶, S. Tarem¹⁵⁴, G.F. Tartarelli^{94a}, P. Tas¹³¹, M. Tasevsky¹²⁹, T. Tashiro⁷¹, E. Tassi^{40a,40b}, A. Tavares Delgado^{128a,128b}, Y. Tayalati^{137e}, A.C. Taylor¹⁰⁷, G.N. Taylor⁹¹, P.T.E. Taylor⁹¹, W. Taylor^{163b}, P. Teixeira-Dias⁸⁰, D. Temple¹⁴⁴, H. Ten Kate³², P.K. Teng¹⁵³, J.J. Teoh¹²⁰, F. Tepel¹⁷⁸, S. Terada⁶⁹, K. Terashi¹⁵⁷, J. Terron⁸⁵, S. Terzo¹³, M. Testa⁵⁰, R.J. Teuscher^{161,o}, T. Theveneaux-Pelzer⁸⁸, J.P. Thomas¹⁹, J. Thomas-Wilsker⁸⁰, P.D. Thompson¹⁹, A.S. Thompson⁵⁶, L.A. Thomsen¹⁷⁹, E. Thomson¹²⁴, M.J. Tibbetts¹⁶, R.E. Ticse Torres⁸⁸, V.O. Tikhomirov^{98,at}, Yu.A. Tikhonov^{111,c}, S. Timoshenko¹⁰⁰, P. Tipton¹⁷⁹, S. Tisserant⁸⁸, K. Todome¹⁵⁹, S. Todorova-Nova⁵, J. Tojo⁷³, S. Tokár^{146a}, K. Tokushuku⁶⁹, E. Tolley⁵⁹, L. Tomlinson⁸⁷, M. Tomoto¹⁰⁵, L. Tompkins^{145,au}, K. Toms¹⁰⁷, B. Tong⁵⁹, P. Tornambe⁵¹, E. Torrence¹¹⁸, H. Torres¹⁴⁴, E. Torró Pastor¹⁴⁰, J. Toth^{88,av}, F. Touchard⁸⁸, D.R. Tovey¹⁴¹, C.J. Treado¹¹², T. Trefzger¹⁷⁷, F. Tresoldi¹⁵¹, A. Tricoli²⁷, I.M. Trigger^{163a}, S. Trincaz-Duvoid⁸³, M.F. Tripiana¹³, W. Trischuk¹⁶¹, B. Trocmé⁵⁸, A. Trofymov⁴⁵, C. Troncon^{94a}, M. Trotter-McDonald¹⁶, M. Trovatelli¹⁷², L. Truong^{167a,167c}, M. Trzebinski⁴², A. Trzupek⁴², K.W. Tsang^{62a}, J.C-L. Tseng¹²², P.V. Tsiareshka⁹⁵, G. Tsipolitis¹⁰, N. Tsirintanis⁹, S. Tsiskaridze¹³, V. Tsiskaridze⁵¹, E.G. Tskhadadze^{54a}, K.M. Tsui^{62a}, I.I. Tsukerman⁹⁹, V. Tsulaia¹⁶, S. Tsuno⁶⁹, D. Tsybychev¹⁵⁰, Y. Tu^{62b}, A. Tudorache^{28b}, V. Tudorache^{28b}, T.T. Tulbure^{28a}, A.N. Tuna⁵⁹, S.A. Tuppuri^{22a,22b}, S. Turchikhin⁶⁸, D. Turgeman¹⁷⁵, I. Turk Cakir^{4b,aw}, R. Turra^{94a}, P.M. Tuts³⁸, G. Uccielli^{22a,22b}, I. Ueda⁶⁹, M. Ughetto^{148a,148b}, F. Ukegawa¹⁶⁴, G. Unal³², A. Undrus²⁷, G. Unel¹⁶⁶, F.C. Ungaro⁹¹, Y. Unno⁶⁹, C. Unverdorben¹⁰², J. Urban^{146b}, P. Urquijo⁹¹, P. Urrejola⁸⁶, G. Usai⁸, J. Usui⁶⁹, L. Vacavant⁸⁸, V. Vacek¹³⁰, B. Vachon⁹⁰, C. Valderanis¹⁰², E. Valdes Santurio^{148a,148b}, S. Valentinetti^{22a,22b}, A. Valero¹⁷⁰, L. Valéry¹³, S. Valkar¹³¹, A. Vallier⁵, J.A. Valls Ferrer¹⁷⁰, W. Van Den Wollenberg¹⁰⁹, H. van der Graaf¹⁰⁹, P. van Gemmeren⁶, J. Van Nieuwkoop¹⁴⁴, I. van Vulpen¹⁰⁹, M.C. van Woerden¹⁰⁹, M. Vanadia^{135a,135b}, W. Vandelli³², A. Vaniachine¹⁶⁰, P. Vankov¹⁰⁹, G. Vardanyan¹⁸⁰, R. Vari^{134a}, E.W. Varnes⁷, C. Varni^{53a,53b}, T. Varol⁴³, D. Varouchas¹¹⁹, A. Vartapetian⁸, K.E. Varvell¹⁵², J.G. Vasquez¹⁷⁹, G.A. Vasquez^{34b}, F. Vazeille³⁷, T. Vazquez Schroeder⁹⁰, J. Veatch⁵⁷, V. Veeraraghavan⁷, L.M. Veloce¹⁶¹, F. Veloso^{128a,128c}, S. Veneziano^{134a}, A. Ventura^{76a,76b}, M. Venturi¹⁷², N. Venturi¹⁶¹, A. Venturini²⁵, V. Vercesi^{123a}, M. Verducci^{136a,136b}, W. Verkerke¹⁰⁹, J.C. Vermeulen¹⁰⁹, M.C. Vetterli^{144,d}, N. Viaux Maira^{34b}, O. Viazlo⁸⁴, I. Vichou^{169,*}, T. Vickey¹⁴¹, O.E. Vickey Boeriu¹⁴¹, G.H.A. Viehhauser¹²², S. Viel¹⁶, L. Viganì¹²², M. Villa^{22a,22b}, M. Villaplana Perez^{94a,94b}, E. Vilucchi⁵⁰, M.G. Vincker³¹, V.B. Vinogradov⁶⁸, A. Vishwakarma⁴⁵, C. Vittori^{22a,22b}, I. Vivarelli¹⁵¹, S. Vlachos¹⁰, M. Vlasak¹³⁰, M. Vogel¹⁷⁸, P. Vokac¹³⁰, G. Volpi^{126a,126b}, H. von der Schmitt¹⁰³, E. von Toerne²³, V. Vorobel¹³¹, K. Vorobev¹⁰⁰, M. Vos¹⁷⁰, R. Voss³², J.H. Vossebeld⁷⁷, N. Vranjes¹⁴, M. Vranjes Milosavljevic¹⁴, V. Vrba¹³⁰, M. Vreeswijk¹⁰⁹, R. Vuillermet³², I. Vukotic³³, P. Wagner²³, W. Wagner¹⁷⁸, J. Wagner-Kuhr¹⁰², H. Wahlberg⁷⁴, S. Wahrenmund⁴⁷, J. Wakabayashi¹⁰⁵, J. Walder⁷⁵, R. Walker¹⁰², W. Walkowiak¹⁴³, V. Wallangen^{148a,148b}, C. Wang^{35b}, C. Wang^{36b,ax}, F. Wang¹⁷⁶, H. Wang¹⁶, H. Wang³, J. Wang⁴⁵, J. Wang¹⁵², Q. Wang¹¹⁵, R. Wang⁶, S.M. Wang¹⁵³, T. Wang³⁸, W. Wang^{153,ay}, W. Wang^{36a}, Z. Wang^{36c}, C. Wanotayaroj¹¹⁸, A. Warburton⁹⁰, C.P. Ward³⁰, D.R. Wardrope⁸¹, A. Washbrook⁴⁹, P.M. Watkins¹⁹, A.T. Watson¹⁹, M.F. Watson¹⁹, G. Watts¹⁴⁰, S. Watts⁸⁷, B.M. Waugh⁸¹, A.F. Webb¹¹, S. Webb⁸⁶, M.S. Weber¹⁸, S.W. Weber¹⁷⁷, S.A. Weber³¹, J.S. Webster⁶, A.R. Weidberg¹²², B. Weinert⁶⁴, J. Weingarten⁵⁷, M. Weirich⁸⁶, C. Weiser⁵¹, H. Weits¹⁰⁹, P.S. Wells³², T. Wenaus²⁷, T. Wengler³², S. Wenig³², N. Vermes²³, M.D. Werner⁶⁷, P. Werner³², M. Wessels^{60a}, K. Whalen¹¹⁸, N.L. Whallon¹⁴⁰, A.M. Wharton⁷⁵, A.S. White⁹², A. White⁸, M.J. White¹, R. White^{34b}, D. Whiteson¹⁶⁶, F.J. Wickens¹³³, W. Wiedenmann¹⁷⁶, M. Wielers¹³³, C. Wigglesworth³⁹, L.A.M. Wiik-Fuchs²³, A. Wildauer¹⁰³, F. Wilk⁸⁷,

H.G. Wilkens³², H.H. Williams¹²⁴, S. Williams¹⁰⁹, C. Willis⁹³, S. Willocq⁸⁹, J.A. Wilson¹⁹, I. Wingerter-Seez⁵, E. Winkels¹⁵¹, F. Winklmeier¹¹⁸, O.J. Winston¹⁵¹, B.T. Winter²³, M. Wittgen¹⁴⁵, M. Wobisch^{82,u}, T.M.H. Wolf¹⁰⁹, R. Wolff⁸⁸, M.W. Wolter⁴², H. Wolters^{128a,128c}, V.W.S. Wong¹⁷¹, S.D. Worm¹⁹, B.K. Wosiek⁴², J. Wotschack³², K.W. Wozniak⁴², M. Wu³³, S.L. Wu¹⁷⁶, X. Wu⁵², Y. Wu⁹², T.R. Wyatt⁸⁷, B.M. Wynne⁴⁹, S. Xella³⁹, Z. Xi⁹², L. Xia^{35c}, D. Xu^{35a}, L. Xu²⁷, B. Yabsley¹⁵², S. Yacoob^{147a}, D. Yamaguchi¹⁵⁹, Y. Yamaguchi¹²⁰, A. Yamamoto⁶⁹, S. Yamamoto¹⁵⁷, T. Yamanaka¹⁵⁷, K. Yamauchi¹⁰⁵, Y. Yamazaki⁷⁰, Z. Yan²⁴, H. Yang^{36c}, H. Yang¹⁶, Y. Yang¹⁵³, Z. Yang¹⁵, W-M. Yao¹⁶, Y.C. Yap⁸³, Y. Yasu⁶⁹, E. Yatsenko⁵, K.H. Yau Wong²³, J. Ye⁴³, S. Ye²⁷, I. Yeletsikh⁶⁸, E. Yigitbasi²⁴, E. Yildirim⁸⁶, K. Yorita¹⁷⁴, K. Yoshihara¹²⁴, C. Young¹⁴⁵, C.J.S. Young³², D.R. Yu¹⁶, J. Yu⁸, J. Yu⁶⁷, S.P.Y. Yuen²³, I. Yusuff^{30,az}, B. Zabinski⁴², G. Zacharis¹⁰, R. Zaidan¹³, A.M. Zaitsev^{132,am}, N. Zakharchuk⁴⁵, J. Zalieckas¹⁵, A. Zaman¹⁵⁰, S. Zambito⁵⁹, D. Zanzi⁹¹, C. Zeitnitz¹⁷⁸, A. Zemla^{41a}, J.C. Zeng¹⁶⁹, Q. Zeng¹⁴⁵, O. Zenin¹³², T. Ženiš^{146a}, D. Zerwas¹¹⁹, D. Zhang⁹², F. Zhang¹⁷⁶, G. Zhang^{36a,as}, H. Zhang^{35b}, J. Zhang⁶, L. Zhang⁵¹, L. Zhang^{36a}, M. Zhang¹⁶⁹, P. Zhang^{35b}, R. Zhang²³, R. Zhang^{36a,ax}, X. Zhang^{36b}, Y. Zhang^{35a}, Z. Zhang¹¹⁹, X. Zhao⁴³, Y. Zhao^{36b,ba}, Z. Zhao^{36a}, A. Zhemchugov⁶⁸, B. Zhou⁹², C. Zhou¹⁷⁶, L. Zhou⁴³, M. Zhou^{35a}, M. Zhou¹⁵⁰, N. Zhou^{35c}, C.G. Zhu^{36b}, H. Zhu^{35a}, J. Zhu⁹², Y. Zhu^{36a}, X. Zhuang^{35a}, K. Zhukov⁹⁸, A. Zibell¹⁷⁷, D. Zieminska⁶⁴, N.I. Zimine⁶⁸, C. Zimmermann⁸⁶, S. Zimmermann⁵¹, Z. Zinonos¹⁰³, M. Zinser⁸⁶, M. Ziolkowski¹⁴³, L. Živković¹⁴, G. Zobernig¹⁷⁶, A. Zoccoli^{22a,22b}, R. Zou³³, M. zur Nedden¹⁷ and L. Zwalinski³²

¹ *Department of Physics, University of Adelaide, Adelaide, Australia*

² *Physics Department, SUNY Albany, Albany NY, United States of America*

³ *Department of Physics, University of Alberta, Edmonton AB, Canada*

⁴ ^(a) *Department of Physics, Ankara University, Ankara;* ^(b) *Istanbul Aydin University, Istanbul;* ^(c) *Division of Physics, TOBB University of Economics and Technology, Ankara, Turkey*

⁵ *LAPP, CNRS/IN2P3 and Université Savoie Mont Blanc, Annecy-le-Vieux, France*

⁶ *High Energy Physics Division, Argonne National Laboratory, Argonne IL, United States of America*

⁷ *Department of Physics, University of Arizona, Tucson AZ, United States of America*

⁸ *Department of Physics, The University of Texas at Arlington, Arlington TX, United States of America*

⁹ *Physics Department, National and Kapodistrian University of Athens, Athens, Greece*

¹⁰ *Physics Department, National Technical University of Athens, Zografou, Greece*

¹¹ *Department of Physics, The University of Texas at Austin, Austin TX, United States of America*

¹² *Institute of Physics, Azerbaijan Academy of Sciences, Baku, Azerbaijan*

¹³ *Institut de Física d'Altes Energies (IFAE), The Barcelona Institute of Science and Technology, Barcelona, Spain*

¹⁴ *Institute of Physics, University of Belgrade, Belgrade, Serbia*

¹⁵ *Department for Physics and Technology, University of Bergen, Bergen, Norway*

¹⁶ *Physics Division, Lawrence Berkeley National Laboratory and University of California, Berkeley CA, United States of America*

¹⁷ *Department of Physics, Humboldt University, Berlin, Germany*

¹⁸ *Albert Einstein Center for Fundamental Physics and Laboratory for High Energy Physics, University of Bern, Bern, Switzerland*

¹⁹ *School of Physics and Astronomy, University of Birmingham, Birmingham, United Kingdom*

²⁰ ^(a) *Department of Physics, Bogazici University, Istanbul;* ^(b) *Department of Physics Engineering, Gaziantep University, Gaziantep;* ^(d) *Istanbul Bilgi University, Faculty of Engineering and Natural Sciences, Istanbul;* ^(e) *Bahcesehir University, Faculty of Engineering and Natural Sciences, Istanbul, Turkey*

²¹ *Centro de Investigaciones, Universidad Antonio Narino, Bogota, Colombia*

²² ^(a) *INFN Sezione di Bologna;* ^(b) *Dipartimento di Fisica e Astronomia, Università di Bologna,*

- Bologna, Italy
- ²³ Physikalisches Institut, University of Bonn, Bonn, Germany
- ²⁴ Department of Physics, Boston University, Boston MA, United States of America
- ²⁵ Department of Physics, Brandeis University, Waltham MA, United States of America
- ²⁶ ^(a) Universidade Federal do Rio De Janeiro COPPE/EE/IF, Rio de Janeiro; ^(b) Electrical Circuits Department, Federal University of Juiz de Fora (UFJF), Juiz de Fora; ^(c) Federal University of Sao Joao del Rei (UFSJ), Sao Joao del Rei; ^(d) Instituto de Física, Universidade de Sao Paulo, Sao Paulo, Brazil
- ²⁷ Physics Department, Brookhaven National Laboratory, Upton NY, United States of America
- ²⁸ ^(a) Transilvania University of Brasov, Brasov; ^(b) Horia Hulubei National Institute of Physics and Nuclear Engineering, Bucharest; ^(c) Department of Physics, Alexandru Ioan Cuza University of Iasi, Iasi; ^(d) National Institute for Research and Development of Isotopic and Molecular Technologies, Physics Department, Cluj Napoca; ^(e) University Politehnica Bucharest, Bucharest; ^(f) West University in Timisoara, Timisoara, Romania
- ²⁹ Departamento de Física, Universidad de Buenos Aires, Buenos Aires, Argentina
- ³⁰ Cavendish Laboratory, University of Cambridge, Cambridge, United Kingdom
- ³¹ Department of Physics, Carleton University, Ottawa ON, Canada
- ³² CERN, Geneva, Switzerland
- ³³ Enrico Fermi Institute, University of Chicago, Chicago IL, United States of America
- ³⁴ ^(a) Departamento de Física, Pontificia Universidad Católica de Chile, Santiago; ^(b) Departamento de Física, Universidad Técnica Federico Santa María, Valparaíso, Chile
- ³⁵ ^(a) Institute of High Energy Physics, Chinese Academy of Sciences, Beijing; ^(b) Department of Physics, Nanjing University, Jiangsu; ^(c) Physics Department, Tsinghua University, Beijing 100084, China
- ³⁶ ^(a) Department of Modern Physics and State Key Laboratory of Particle Detection and Electronics, University of Science and Technology of China, Anhui; ^(b) School of Physics, Shandong University, Shandong; ^(c) Department of Physics and Astronomy, Key Laboratory for Particle Physics, Astrophysics and Cosmology, Ministry of Education; Shanghai Key Laboratory for Particle Physics and Cosmology, Shanghai Jiao Tong University, Shanghai(also at PKU-CHEP), China
- ³⁷ Université Clermont Auvergne, CNRS/IN2P3, LPC, Clermont-Ferrand, France
- ³⁸ Nevis Laboratory, Columbia University, Irvington NY, United States of America
- ³⁹ Niels Bohr Institute, University of Copenhagen, Kobenhavn, Denmark
- ⁴⁰ ^(a) INFN Gruppo Collegato di Cosenza, Laboratori Nazionali di Frascati; ^(b) Dipartimento di Fisica, Università della Calabria, Rende, Italy
- ⁴¹ ^(a) AGH University of Science and Technology, Faculty of Physics and Applied Computer Science, Krakow; ^(b) Marian Smoluchowski Institute of Physics, Jagiellonian University, Krakow, Poland
- ⁴² Institute of Nuclear Physics Polish Academy of Sciences, Krakow, Poland
- ⁴³ Physics Department, Southern Methodist University, Dallas TX, United States of America
- ⁴⁴ Physics Department, University of Texas at Dallas, Richardson TX, United States of America
- ⁴⁵ DESY, Hamburg and Zeuthen, Germany
- ⁴⁶ Lehrstuhl für Experimentelle Physik IV, Technische Universität Dortmund, Dortmund, Germany
- ⁴⁷ Institut für Kern- und Teilchenphysik, Technische Universität Dresden, Dresden, Germany
- ⁴⁸ Department of Physics, Duke University, Durham NC, United States of America
- ⁴⁹ SUPA - School of Physics and Astronomy, University of Edinburgh, Edinburgh, United Kingdom
- ⁵⁰ INFN e Laboratori Nazionali di Frascati, Frascati, Italy
- ⁵¹ Fakultät für Mathematik und Physik, Albert-Ludwigs-Universität, Freiburg, Germany
- ⁵² Departement de Physique Nucleaire et Corpusculaire, Université de Genève, Geneva, Switzerland
- ⁵³ ^(a) INFN Sezione di Genova; ^(b) Dipartimento di Fisica, Università di Genova, Genova, Italy
- ⁵⁴ ^(a) E. Andronikashvili Institute of Physics, Iv. Javakishvili Tbilisi State University, Tbilisi; ^(b) High Energy Physics Institute, Tbilisi State University, Tbilisi, Georgia
- ⁵⁵ II Physikalisches Institut, Justus-Liebig-Universität Giessen, Giessen, Germany
- ⁵⁶ SUPA - School of Physics and Astronomy, University of Glasgow, Glasgow, United Kingdom

- 57 *II Physikalisches Institut, Georg-August-Universität, Göttingen, Germany*
- 58 *Laboratoire de Physique Subatomique et de Cosmologie, Université Grenoble-Alpes, CNRS/IN2P3, Grenoble, France*
- 59 *Laboratory for Particle Physics and Cosmology, Harvard University, Cambridge MA, United States of America*
- 60 ^(a) *Kirchhoff-Institut für Physik, Ruprecht-Karls-Universität Heidelberg, Heidelberg;* ^(b) *Physikalisches Institut, Ruprecht-Karls-Universität Heidelberg, Heidelberg;* ^(c) *ZITI Institut für technische Informatik, Ruprecht-Karls-Universität Heidelberg, Mannheim, Germany*
- 61 *Faculty of Applied Information Science, Hiroshima Institute of Technology, Hiroshima, Japan*
- 62 ^(a) *Department of Physics, The Chinese University of Hong Kong, Shatin, N.T., Hong Kong;* ^(b) *Department of Physics, The University of Hong Kong, Hong Kong;* ^(c) *Department of Physics and Institute for Advanced Study, The Hong Kong University of Science and Technology, Clear Water Bay, Kowloon, Hong Kong, China*
- 63 *Department of Physics, National Tsing Hua University, Hsinchu, Taiwan*
- 64 *Department of Physics, Indiana University, Bloomington IN, United States of America*
- 65 *Institut für Astro- und Teilchenphysik, Leopold-Franzens-Universität, Innsbruck, Austria*
- 66 *University of Iowa, Iowa City IA, United States of America*
- 67 *Department of Physics and Astronomy, Iowa State University, Ames IA, United States of America*
- 68 *Joint Institute for Nuclear Research, JINR Dubna, Dubna, Russia*
- 69 *KEK, High Energy Accelerator Research Organization, Tsukuba, Japan*
- 70 *Graduate School of Science, Kobe University, Kobe, Japan*
- 71 *Faculty of Science, Kyoto University, Kyoto, Japan*
- 72 *Kyoto University of Education, Kyoto, Japan*
- 73 *Research Center for Advanced Particle Physics and Department of Physics, Kyushu University, Fukuoka, Japan*
- 74 *Instituto de Física La Plata, Universidad Nacional de La Plata and CONICET, La Plata, Argentina*
- 75 *Physics Department, Lancaster University, Lancaster, United Kingdom*
- 76 ^(a) *INFN Sezione di Lecce;* ^(b) *Dipartimento di Matematica e Fisica, Università del Salento, Lecce, Italy*
- 77 *Oliver Lodge Laboratory, University of Liverpool, Liverpool, United Kingdom*
- 78 *Department of Experimental Particle Physics, Jožef Stefan Institute and Department of Physics, University of Ljubljana, Ljubljana, Slovenia*
- 79 *School of Physics and Astronomy, Queen Mary University of London, London, United Kingdom*
- 80 *Department of Physics, Royal Holloway University of London, Surrey, United Kingdom*
- 81 *Department of Physics and Astronomy, University College London, London, United Kingdom*
- 82 *Louisiana Tech University, Ruston LA, United States of America*
- 83 *Laboratoire de Physique Nucléaire et de Hautes Energies, UPMC and Université Paris-Diderot and CNRS/IN2P3, Paris, France*
- 84 *Fysiska institutionen, Lunds universitet, Lund, Sweden*
- 85 *Departamento de Física Teórica C-15, Universidad Autónoma de Madrid, Madrid, Spain*
- 86 *Institut für Physik, Universität Mainz, Mainz, Germany*
- 87 *School of Physics and Astronomy, University of Manchester, Manchester, United Kingdom*
- 88 *CPPM, Aix-Marseille Université and CNRS/IN2P3, Marseille, France*
- 89 *Department of Physics, University of Massachusetts, Amherst MA, United States of America*
- 90 *Department of Physics, McGill University, Montreal QC, Canada*
- 91 *School of Physics, University of Melbourne, Victoria, Australia*
- 92 *Department of Physics, The University of Michigan, Ann Arbor MI, United States of America*
- 93 *Department of Physics and Astronomy, Michigan State University, East Lansing MI, United States of America*
- 94 ^(a) *INFN Sezione di Milano;* ^(b) *Dipartimento di Fisica, Università di Milano, Milano, Italy*
- 95 *B.I. Stepanov Institute of Physics, National Academy of Sciences of Belarus, Minsk, Republic of Belarus*

- 96 *Research Institute for Nuclear Problems of Byelorussian State University, Minsk, Republic of Belarus*
- 97 *Group of Particle Physics, University of Montreal, Montreal QC, Canada*
- 98 *P.N. Lebedev Physical Institute of the Russian Academy of Sciences, Moscow, Russia*
- 99 *Institute for Theoretical and Experimental Physics (ITEP), Moscow, Russia*
- 100 *National Research Nuclear University MEPhI, Moscow, Russia*
- 101 *D.V. Skobeltsyn Institute of Nuclear Physics, M.V. Lomonosov Moscow State University, Moscow, Russia*
- 102 *Fakultät für Physik, Ludwig-Maximilians-Universität München, München, Germany*
- 103 *Max-Planck-Institut für Physik (Werner-Heisenberg-Institut), München, Germany*
- 104 *Nagasaki Institute of Applied Science, Nagasaki, Japan*
- 105 *Graduate School of Science and Kobayashi-Maskawa Institute, Nagoya University, Nagoya, Japan*
- 106 ^(a) *INFN Sezione di Napoli;* ^(b) *Dipartimento di Fisica, Università di Napoli, Napoli, Italy*
- 107 *Department of Physics and Astronomy, University of New Mexico, Albuquerque NM, United States of America*
- 108 *Institute for Mathematics, Astrophysics and Particle Physics, Radboud University Nijmegen/Nikhef, Nijmegen, Netherlands*
- 109 *Nikhef National Institute for Subatomic Physics and University of Amsterdam, Amsterdam, Netherlands*
- 110 *Department of Physics, Northern Illinois University, DeKalb IL, United States of America*
- 111 *Budker Institute of Nuclear Physics, SB RAS, Novosibirsk, Russia*
- 112 *Department of Physics, New York University, New York NY, United States of America*
- 113 *Ohio State University, Columbus OH, United States of America*
- 114 *Faculty of Science, Okayama University, Okayama, Japan*
- 115 *Homer L. Dodge Department of Physics and Astronomy, University of Oklahoma, Norman OK, United States of America*
- 116 *Department of Physics, Oklahoma State University, Stillwater OK, United States of America*
- 117 *Palacký University, RCPTM, Olomouc, Czech Republic*
- 118 *Center for High Energy Physics, University of Oregon, Eugene OR, United States of America*
- 119 *LAL, Univ. Paris-Sud, CNRS/IN2P3, Université Paris-Saclay, Orsay, France*
- 120 *Graduate School of Science, Osaka University, Osaka, Japan*
- 121 *Department of Physics, University of Oslo, Oslo, Norway*
- 122 *Department of Physics, Oxford University, Oxford, United Kingdom*
- 123 ^(a) *INFN Sezione di Pavia;* ^(b) *Dipartimento di Fisica, Università di Pavia, Pavia, Italy*
- 124 *Department of Physics, University of Pennsylvania, Philadelphia PA, United States of America*
- 125 *National Research Centre “Kurchatov Institute” B.P.Konstantinov Petersburg Nuclear Physics Institute, St. Petersburg, Russia*
- 126 ^(a) *INFN Sezione di Pisa;* ^(b) *Dipartimento di Fisica E. Fermi, Università di Pisa, Pisa, Italy*
- 127 *Department of Physics and Astronomy, University of Pittsburgh, Pittsburgh PA, United States of America*
- 128 ^(a) *Laboratório de Instrumentação e Física Experimental de Partículas - LIP, Lisboa;* ^(b) *Faculdade de Ciências, Universidade de Lisboa, Lisboa;* ^(c) *Department of Physics, University of Coimbra, Coimbra;* ^(d) *Centro de Física Nuclear da Universidade de Lisboa, Lisboa;* ^(e) *Departamento de Física, Universidade do Minho, Braga;* ^(f) *Departamento de Física Teórica y del Cosmos and CAFPE, Universidad de Granada, Granada;* ^(g) *Dep Física and CEFITEC of Faculdade de Ciências e Tecnologia, Universidade Nova de Lisboa, Caparica, Portugal*
- 129 *Institute of Physics, Academy of Sciences of the Czech Republic, Praha, Czech Republic*
- 130 *Czech Technical University in Prague, Praha, Czech Republic*
- 131 *Charles University, Faculty of Mathematics and Physics, Prague, Czech Republic*
- 132 *State Research Center Institute for High Energy Physics (Protvino), NRC KI, Russia*
- 133 *Particle Physics Department, Rutherford Appleton Laboratory, Didcot, United Kingdom*
- 134 ^(a) *INFN Sezione di Roma;* ^(b) *Dipartimento di Fisica, Sapienza Università di Roma, Roma, Italy*

- 135 (a) *INFN Sezione di Roma Tor Vergata*; (b) *Dipartimento di Fisica, Università di Roma Tor Vergata, Roma, Italy*
- 136 (a) *INFN Sezione di Roma Tre*; (b) *Dipartimento di Matematica e Fisica, Università Roma Tre, Roma, Italy*
- 137 (a) *Faculté des Sciences Ain Chock, Réseau Universitaire de Physique des Hautes Energies - Université Hassan II, Casablanca*; (b) *Centre National de l'Energie des Sciences Techniques Nucleaires, Rabat*; (c) *Faculté des Sciences Semlalia, Université Cadi Ayyad, LPHEA-Marrakech*; (d) *Faculté des Sciences, Université Mohamed Premier and LPTPM, Oujda*; (e) *Faculté des sciences, Université Mohammed V, Rabat, Morocco*
- 138 *DSM/IRFU (Institut de Recherches sur les Lois Fondamentales de l'Univers), CEA Saclay (Commissariat à l'Energie Atomique et aux Energies Alternatives), Gif-sur-Yvette, France*
- 139 *Santa Cruz Institute for Particle Physics, University of California Santa Cruz, Santa Cruz CA, United States of America*
- 140 *Department of Physics, University of Washington, Seattle WA, United States of America*
- 141 *Department of Physics and Astronomy, University of Sheffield, Sheffield, United Kingdom*
- 142 *Department of Physics, Shinshu University, Nagano, Japan*
- 143 *Department Physik, Universität Siegen, Siegen, Germany*
- 144 *Department of Physics, Simon Fraser University, Burnaby BC, Canada*
- 145 *SLAC National Accelerator Laboratory, Stanford CA, United States of America*
- 146 (a) *Faculty of Mathematics, Physics & Informatics, Comenius University, Bratislava*; (b) *Department of Subnuclear Physics, Institute of Experimental Physics of the Slovak Academy of Sciences, Kosice, Slovak Republic*
- 147 (a) *Department of Physics, University of Cape Town, Cape Town*; (b) *Department of Physics, University of Johannesburg, Johannesburg*; (c) *School of Physics, University of the Witwatersrand, Johannesburg, South Africa*
- 148 (a) *Department of Physics, Stockholm University*; (b) *The Oskar Klein Centre, Stockholm, Sweden*
- 149 *Physics Department, Royal Institute of Technology, Stockholm, Sweden*
- 150 *Departments of Physics & Astronomy and Chemistry, Stony Brook University, Stony Brook NY, United States of America*
- 151 *Department of Physics and Astronomy, University of Sussex, Brighton, United Kingdom*
- 152 *School of Physics, University of Sydney, Sydney, Australia*
- 153 *Institute of Physics, Academia Sinica, Taipei, Taiwan*
- 154 *Department of Physics, Technion: Israel Institute of Technology, Haifa, Israel*
- 155 *Raymond and Beverly Sackler School of Physics and Astronomy, Tel Aviv University, Tel Aviv, Israel*
- 156 *Department of Physics, Aristotle University of Thessaloniki, Thessaloniki, Greece*
- 157 *International Center for Elementary Particle Physics and Department of Physics, The University of Tokyo, Tokyo, Japan*
- 158 *Graduate School of Science and Technology, Tokyo Metropolitan University, Tokyo, Japan*
- 159 *Department of Physics, Tokyo Institute of Technology, Tokyo, Japan*
- 160 *Tomsk State University, Tomsk, Russia*
- 161 *Department of Physics, University of Toronto, Toronto ON, Canada*
- 162 (a) *INFN-TIFPA*; (b) *University of Trento, Trento, Italy*
- 163 (a) *TRIUMF, Vancouver BC*; (b) *Department of Physics and Astronomy, York University, Toronto ON, Canada*
- 164 *Faculty of Pure and Applied Sciences, and Center for Integrated Research in Fundamental Science and Engineering, University of Tsukuba, Tsukuba, Japan*
- 165 *Department of Physics and Astronomy, Tufts University, Medford MA, United States of America*
- 166 *Department of Physics and Astronomy, University of California Irvine, Irvine CA, United States of America*
- 167 (a) *INFN Gruppo Collegato di Udine, Sezione di Trieste, Udine*; (b) *ICTP, Trieste*; (c) *Dipartimento di Chimica, Fisica e Ambiente, Università di Udine, Udine, Italy*

- 168 *Department of Physics and Astronomy, University of Uppsala, Uppsala, Sweden*
- 169 *Department of Physics, University of Illinois, Urbana IL, United States of America*
- 170 *Instituto de Fisica Corpuscular (IFIC), Centro Mixto Universidad de Valencia - CSIC, Spain*
- 171 *Department of Physics, University of British Columbia, Vancouver BC, Canada*
- 172 *Department of Physics and Astronomy, University of Victoria, Victoria BC, Canada*
- 173 *Department of Physics, University of Warwick, Coventry, United Kingdom*
- 174 *Waseda University, Tokyo, Japan*
- 175 *Department of Particle Physics, The Weizmann Institute of Science, Rehovot, Israel*
- 176 *Department of Physics, University of Wisconsin, Madison WI, United States of America*
- 177 *Fakultät für Physik und Astronomie, Julius-Maximilians-Universität, Würzburg, Germany*
- 178 *Fakultät für Mathematik und Naturwissenschaften, Fachgruppe Physik, Bergische Universität Wuppertal, Wuppertal, Germany*
- 179 *Department of Physics, Yale University, New Haven CT, United States of America*
- 180 *Yerevan Physics Institute, Yerevan, Armenia*
- 181 *Centre de Calcul de l'Institut National de Physique Nucléaire et de Physique des Particules (IN2P3), Villeurbanne, France*
- ^a *Also at Department of Physics, King's College London, London, United Kingdom*
- ^b *Also at Institute of Physics, Azerbaijan Academy of Sciences, Baku, Azerbaijan*
- ^c *Also at Novosibirsk State University, Novosibirsk, Russia*
- ^d *Also at TRIUMF, Vancouver BC, Canada*
- ^e *Also at Department of Physics & Astronomy, University of Louisville, Louisville, KY, United States of America*
- ^f *Also at Physics Department, An-Najah National University, Nablus, Palestine*
- ^g *Also at Department of Physics, California State University, Fresno CA, United States of America*
- ^h *Also at Department of Physics, University of Fribourg, Fribourg, Switzerland*
- ⁱ *Also at II Physikalisches Institut, Georg-August-Universität, Göttingen, Germany*
- ^j *Also at Departament de Fisica de la Universitat Autònoma de Barcelona, Barcelona, Spain*
- ^k *Also at Departamento de Fisica e Astronomia, Faculdade de Ciencias, Universidade do Porto, Portugal*
- ^l *Also at Tomsk State University, Tomsk, Russia*
- ^m *Also at The Collaborative Innovation Center of Quantum Matter (CICQM), Beijing, China*
- ⁿ *Also at Università di Napoli Parthenope, Napoli, Italy*
- ^o *Also at Institute of Particle Physics (IPP), Canada*
- ^p *Also at Horia Hulubei National Institute of Physics and Nuclear Engineering, Bucharest, Romania*
- ^q *Also at Department of Physics, St. Petersburg State Polytechnical University, St. Petersburg, Russia*
- ^r *Also at Borough of Manhattan Community College, City University of New York, New York City, United States of America*
- ^s *Also at Department of Financial and Management Engineering, University of the Aegean, Chios, Greece*
- ^t *Also at Centre for High Performance Computing, CSIR Campus, Rosebank, Cape Town, South Africa*
- ^u *Also at Louisiana Tech University, Ruston LA, United States of America*
- ^v *Also at Institutio Catalana de Recerca i Estudis Avancats, ICREA, Barcelona, Spain*
- ^w *Also at Graduate School of Science, Osaka University, Osaka, Japan*
- ^x *Also at Fakultät für Mathematik und Physik, Albert-Ludwigs-Universität, Freiburg, Germany*
- ^y *Also at Institute for Mathematics, Astrophysics and Particle Physics, Radboud University Nijmegen/Nikhef, Nijmegen, Netherlands*
- ^z *Also at Department of Physics, The University of Texas at Austin, Austin TX, United States of America*
- ^{aa} *Also at Institute of Theoretical Physics, Ilia State University, Tbilisi, Georgia*

- ^{ab} Also at CERN, Geneva, Switzerland
- ^{ac} Also at Georgian Technical University (GTU), Tbilisi, Georgia
- ^{ad} Also at O Chadai Academic Production, Ochanomizu University, Tokyo, Japan
- ^{ae} Also at Manhattan College, New York NY, United States of America
- ^{af} Also at Departamento de Física, Pontificia Universidad Católica de Chile, Santiago, Chile
- ^{ag} Also at Department of Physics, The University of Michigan, Ann Arbor MI, United States of America
- ^{ah} Also at Academia Sinica Grid Computing, Institute of Physics, Academia Sinica, Taipei, Taiwan
- ^{ai} Also at The City College of New York, New York NY, United States of America
- ^{aj} Also at School of Physics, Shandong University, Shandong, China
- ^{ak} Also at Departamento de Física Teórica y del Cosmos and CAFPE, Universidad de Granada, Granada, Portugal
- ^{al} Also at Department of Physics, California State University, Sacramento CA, United States of America
- ^{am} Also at Moscow Institute of Physics and Technology State University, Dolgoprudny, Russia
- ^{an} Also at Departement de Physique Nucleaire et Corpusculaire, Université de Genève, Geneva, Switzerland
- ^{ao} Also at Institut de Física d'Altes Energies (IFAE), The Barcelona Institute of Science and Technology, Barcelona, Spain
- ^{ap} Also at School of Physics, Sun Yat-sen University, Guangzhou, China
- ^{aq} Also at Institute for Nuclear Research and Nuclear Energy (INRNE) of the Bulgarian Academy of Sciences, Sofia, Bulgaria
- ^{ar} Also at Faculty of Physics, M.V.Lomonosov Moscow State University, Moscow, Russia
- ^{as} Also at Institute of Physics, Academia Sinica, Taipei, Taiwan
- ^{at} Also at National Research Nuclear University MEPhI, Moscow, Russia
- ^{au} Also at Department of Physics, Stanford University, Stanford CA, United States of America
- ^{av} Also at Institute for Particle and Nuclear Physics, Wigner Research Centre for Physics, Budapest, Hungary
- ^{aw} Also at Giresun University, Faculty of Engineering, Turkey
- ^{ax} Also at CPPM, Aix-Marseille Université and CNRS/IN2P3, Marseille, France
- ^{ay} Also at Department of Physics, Nanjing University, Jiangsu, China
- ^{az} Also at University of Malaya, Department of Physics, Kuala Lumpur, Malaysia
- ^{ba} Also at LAL, Univ. Paris-Sud, CNRS/IN2P3, Université Paris-Saclay, Orsay, France
- * Deceased