

## Cavity mode enhancement of terahertz emission from equilateral triangular microstrip antennas of the high- $T_c$ superconductor $\text{Bi}_2\text{Sr}_2\text{CaCu}_2\text{O}_8$ +

This content has been downloaded from IOPscience. Please scroll down to see the full text.

2017 J. Phys.: Condens. Matter 29 015601

(<http://iopscience.iop.org/0953-8984/29/1/015601>)

View [the table of contents for this issue](#), or go to the [journal homepage](#) for more

Download details:

IP Address: 130.158.56.102

This content was downloaded on 22/12/2016 at 05:47

Please note that [terms and conditions apply](#).

You may also be interested in:

[0.43 THz emission from high- \$T\_c\$  superconducting emitters optimized at 77 K](#)

H Minami, C Watanabe, T Kashiwagi et al.

[Cavity mode waves during terahertz radiation from rectangular  \$\text{Bi}\_2\text{Sr}\_2\text{CaCu}\_2\text{O}\_8\$  +  \$\delta\$  mesas](#)

Richard A Klemm, Erica R LaBerge, Dustin R Morley et al.

[Spectral investigation of hot spot and cavity resonance effects on the terahertz radiation from high- \$T\_c\$  superconducting  \$\text{Bi}\_2\text{Sr}\_2\text{CaCu}\_2\text{O}\_8\$  +  \$\delta\$  mesas](#)

C Watanabe, H Minami, T Yamamoto et al.

[Terahertz-wave emission from  \$\text{Bi}\_2\text{Sr}\_2\text{CaCu}\_2\text{O}\_8\$  intrinsic Josephson junctions: a review on recent progress](#)

Itsuhiro Kakeya and Huabing Wang

[Output from a Josephson stimulated terahertz amplified radiation emitter](#)

Richard A Klemm and Kazuo Kadowaki

[Terahertz emission from a stack of intrinsic Josephson junctions in Pb-doped  \$\text{Bi}\_2\text{Sr}\_2\text{CaCu}\_2\text{O}\_8\$  +  \$\delta\$](#)

M Tsujimoto, Y Maeda, H Kambara et al.

[Phase dynamics in a stack of inductively coupled intrinsic Josephson junctions and terahertz electromagnetic radiation](#)

Xiao Hu and Shi-Zeng Lin

[High Temperature Superconductor Terahertz Emitters: Fundamental Physics and Its Applications](#)

Takanari Kashiwagi, Manabu Tsujimoto, Takashi Yamamoto et al.

[Terahertz wave emission from intrinsic Josephson junctions in high- \$T\_c\$  superconductors](#)

L Ozyuzer, Y Simsek, H Koseoglu et al.

# Cavity mode enhancement of terahertz emission from equilateral triangular microstrip antennas of the high- $T_c$ superconductor $\text{Bi}_2\text{Sr}_2\text{CaCu}_2\text{O}_{8+\delta}$

Daniel P Cerkoney<sup>1</sup>, Candy Reid<sup>2</sup>, Constance M Doty<sup>1</sup>, Ashley Gramajo<sup>1</sup>, Tyler D Campbell<sup>1</sup>, Manuel A Morales<sup>3,4</sup>, Kaveh Delfanazari<sup>5,6</sup>, Manabu Tsujimoto<sup>7,8</sup>, Takanari Kashiwagi<sup>7,8</sup>, Takashi Yamamoto<sup>9</sup>, Chiharu Watanabe<sup>7</sup>, Hidetoshi Minami<sup>7,8</sup>, Kazuo Kadowaki<sup>7,8</sup> and Richard A Klemm<sup>1,10</sup>

<sup>1</sup> Department of Physics, University of Central Florida, 4000 Central Florida Blvd., Orlando, FL 32816-2385, USA

<sup>2</sup> Lockheed Martin, 5600 Sand Lake Road, Orlando, FL 32819, USA

<sup>3</sup> Division of Health Sciences and Technology, Harvard Medical School, 260 Longwood Ave., Boston, MA 02115, USA

<sup>4</sup> Division of Health Sciences and Technology, Massachusetts Institute of Technology, 77 Massachusetts Ave., Cambridge, MA 02139-0437, USA

<sup>5</sup> Centre for Advanced Photonics and Electronics (CAPE), Electrical Engineering Division, University of Cambridge, Cambridge, CB3 0FA, UK

<sup>6</sup> Department of Physics, Cavendish Laboratory, University of Cambridge, Cambridge, CB3 0HE, UK

<sup>7</sup> Graduate School of Pure & Applied Sciences, University of Tsukuba, 1-1-1, Tennodai, Tsukuba, Ibaraki 305-8571, Japan

<sup>8</sup> Division of Materials Science, Faculty of Pure & Applied Sciences, University of Tsukuba, 1-1-1, Tennodai, Tsukuba, Ibaraki 305-8573, Japan

<sup>9</sup> Institute for Quantum Optics and Center for Integrated Quantum Science and Technology, Ulm University, Ulm D-89081, Germany

E-mail: [richard.klemm@ucf.edu](mailto:richard.klemm@ucf.edu)

Received 8 August 2016, revised 6 September 2016

Accepted for publication 13 September 2016

Published 10 November 2016



CrossMark

## Abstract


We study the transverse magnetic (TM) electromagnetic cavity mode wave functions for an ideal equilateral triangular microstrip antenna (MSA) exhibiting  $C_{3v}$  point group symmetry. When the  $C_{3v}$  operations are imposed upon the antenna, the TM( $m,n$ ) modes with wave vectors  $\propto \sqrt{m^2 + nm + n^2}$  are much less dense than commonly thought. The  $R_3$  operations restrict the integral  $n$  and  $m$  to satisfy  $|m - n| = 3p$ , where  $p \geq 0$  and  $p \geq 1$  for the modes even and odd under reflections about the three mirror planes, respectively. We calculate the forms of representative wave functions and the angular dependence of the output power when these modes are excited by the uniform and non-uniform ac Josephson current sources in thin, ideally equilateral triangular MSAs employing the intrinsic Josephson junctions in the high transition temperature  $T_c$  superconductor  $\text{Bi}_2\text{Sr}_2\text{CaCu}_2\text{O}_{8+\delta}$ , and fit the emissions data from an earlier sample for which the  $C_{3v}$  symmetry was apparently broken.

<sup>10</sup> Author to whom any correspondence should be addressed.



Original content from this work may be used under the terms of the [Creative Commons Attribution 3.0 licence](https://creativecommons.org/licenses/by/3.0/). Any further distribution of this work must maintain attribution to the author(s) and the title of the work, journal citation and DOI.

Keywords: intrinsic Josephson junctions, microstrip antennas, terahertz radiation, high temperature superconductor, equilateral triangular wave functions

 Online supplementary data available from [stacks.iop.org/JPhysCM/29/015601/mmedia](https://stacks.iop.org/JPhysCM/29/015601/mmedia)

(Some figures may appear in colour only in the online journal)

## 1. Introduction

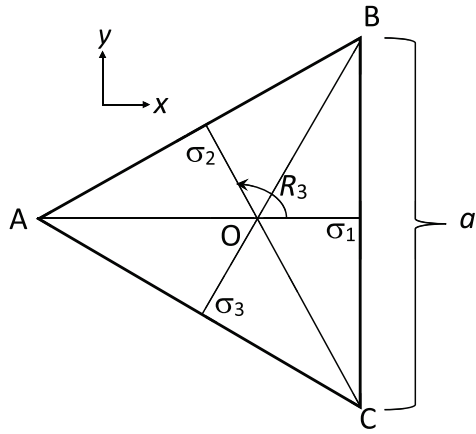
Until very recently, there has been a region in the electromagnetic (EM) spectrum from about 0.1 to 10 THz over which compact coherent sources have been difficult to produce, due mainly to output power  $P$  values below 1 mW, the approximate value desired for many applications. This has been especially true in the more limited region 0.3 to 2.0 THz known as the ‘terahertz gap’ [1, 2]. For emission frequencies  $f > 2.0$  THz, quantum cascade lasers (QCLs) are operational at the desired power values without cryogenic cooling [3–5]. Schottky diode frequency mixers, backward-wave oscillators, and frequency multiplier chains are operable for  $f \leq 1.2$  THz [6, 7], and intracavity difference frequency generators operate over the  $f$  range of 2.6–4.2 THz [8]. Resonant tunneling diodes (RTDs) have been able to operate with sufficient power for  $f < 1.4$  THz at room temperature [9, 10], but recently were shown to emit up to 2.0 THz, albeit at  $P$  values around 1  $\mu$ W [11, 12].

A completely different type of source operating in the sub-THz to THz range is due to the ac Josephson effect [13, 14]. The extremely anisotropic, layered, high-transition temperature  $T_c$  superconductor  $\text{Bi}_2\text{Sr}_2\text{CaCu}_2\text{O}_{8+\delta}$  (Bi2212) consists of regularly alternating superconducting and insulating layers [15–17], each of which acts as an intrinsic Josephson junction (IJJ). The best samples of Bi2212 are grown by a modified travelling-solvent floating zone technique [18, 19]. When a dc voltage  $V$  is applied across the stack of  $N$  active IJJs, it gives rise to an ac current and the emission of a photon at the frequency  $f = f_j = 2eV/(Nh)$  due to the ac Josephson effect, where  $e$  and  $h$  are the electronic charge and Planck’s constant, respectively [13]. In addition, a  $\text{Bi}_2\text{Sr}_2\text{CaCu}_2\text{O}_{8+\delta}$  mesa structure fabricated from the top of a single crystal behaves as an electromagnetic (EM) cavity, the modes of which depend upon the geometric shape of the mesa [20]. By varying the bias  $V$ , the output  $f$  changes until it locks onto a standing wave mode of that EM cavity, resulting in coherent emission from the stack of IJJs at  $f = f_c(m, n)$ , where  $f_c(m, n)$  is the frequency of the EM cavity mode indexed by the two integers  $(m, n)$  for the particular cavity geometry, enhancing the output power at that  $f$  value [20–37]. Two reviews of this phenomenon were recently published [38, 39].

However, the introduction of a dc current  $I$  into the mesa has also led to severe Joule heating problems, resulting in the formation of inhomogeneous hot spots over which the local temperature  $T(\mathbf{r}) > T_c$  [40–56]. This Joule heating also caused the restrictions  $V < 1.5$  V,  $f < 1.0$  THz, and  $P < 30$   $\mu$ W from a single mesa [57–60], although a three-mesa array was reported to have a combined emission  $P$  of 0.6 mW [61].

Direct competition with the latest RTD devices [11, 12] has arisen from the construction of ‘stand-alone mesa sandwich structures’. These are fabricated from a Bi2212 mesa by cleavage from its Bi2212 substrate, depositing Au films on both its top and bottom, and then sandwiching it between two insulating plates [62–65]. These sandwich structures allow for much more efficient Joule heat removal in the IJJ emitter devices, allowing bias  $V$  values up to 7 V and  $f$  values up to 2.4 THz, with strong emissions at particular frequencies above 1 THz [62–67]. Strong enhancement of the output power at particular (probably EM cavity) frequencies was also seen in a non-sandwiched rectangular stand-alone mesa [58]. Emission from mesas with slightly different heat removal designs while immersed in liquid nitrogen has also been observed [68, 69]. Although the local  $T(\mathbf{r})$  maps of these stand-alone mesa sandwich devices have not yet been measured, the  $IV$  characteristics have been shown to exhibit far fewer features associated with heating effects [65], so the best stand-alone mesa sandwich devices are likely to be considerably more thermally homogeneous than were the previous ‘conventional’ ones. However, we note that since the Bi2212 sample is removed from its Bi2212 substrate, the IJJ emitter is no longer a mesa, but is instead a microstrip antenna (MSA), so a more accurate name for the device is ‘thermally-managed IJJ MSA’.

The important question of the sample homogeneity was raised by comparing the results of thin cylindrical (disk) conventional mesa IJJ emitters and thermally-managed IJJ disk MSAs [49, 55, 64, 70, 71]. In three conventional disk mesas, the strongest emission was observed at that of the lowest frequency TM(1,1) disk mode, the wave function of which has a line node passing through the disk center at some angle. Since the angular dependence of the output was only measured in two perpendicular planes normal to the mesa, the question of the possible azimuthal emission anisotropy was left unanswered [70]. Moreover, in a more recent thermally-managed IJJ disk MSA using sapphire as the insulating plates, only very weak emission was observed at that TM(1,1) mode frequency [64]. Instead, the strongest emission was observed at about 1.0 THz, which is intermediate between the expected emission frequencies from the TM(0,1) and TM(2,1) disk modes, and a secondary strong peak was observed at 1.6 THz, near to the expected TM(1,2) and TM(4,1) disk mode emission frequencies [64]. The disk TM(0,1) wave function exhibits the full rotational symmetry of the  $C_\infty$  point group appropriate for a perfectly homogeneous disk, whereas the disk TM(1,1) and TM(2,1) wave functions do not [72, 73]. Although experiments to measure the angular distribution of the radiation at 1.0 THz and 1.6 THz have not yet been made in that or related samples due to the presence of a surrounding copper holder containing a Si lens [65], a possible explanation consistent with the



**Figure 1.** Sketch of an equilateral triangle of side  $a$ , with the center of gravity at the origin  $O$ , the intersections of the  $\sigma_i$  mirror planes with the triangular plane, and one of the  $R_3$  rotation operations [84].

**Table 1.**  $C_{3v}$  point group symmetry table.

Representation	$I$	$\sigma_1, \sigma_2, \sigma_3$	$R_3$
$A_1$	+1	+1	+1
$A_2$	+1	-1	+1

*Note:*  $I$  is the identity operation. The  $\sigma_i$  are the three mirror planes perpendicular to the triangle surface that bisect one of the angles and its opposite side.  $R_3$  is the rotation operation by  $2\pi/3$  about the perpendicular axis passing through the geometric center.

reduced heating effects in the present samples could be that the inhomogeneous heating in the earlier conventional mesas broke the  $C_\infty$  rotational symmetry of ideal disk MSAs, but the thermally-managed disk IJJ MSAs are thermally much more homogeneous, and are more likely to exhibit  $C_\infty$  symmetry [65]. As noted above, the Au top and bottom layers also appear to amplify the emission power at the particular EM cavity mode frequencies [58], making the study of EM cavity mode emissions very important for the development of useful devices.

With regard to the emissions from thin IJJ emitters with shapes other than disks or rectangles, there have been studies of the emissions from thin equilateral, right isosceles, and acute isosceles triangular conventional Bi2212 mesas [74–76]. Three equilateral triangular (ET) mesas all showed strong emissions at the frequency of the ET cavity TM(0,1) mode, which is six-fold degenerate, with three even and three odd parity modes about each of the mirror planes bisecting one of the angles. However, as indicated in figure 1 and table 1, a perfectly homogeneous equilateral triangle has  $C_{3v}$  point group symmetry, and the actual wave function must not only satisfy the Helmholtz (or wave) equation and the appropriate transverse magnetic boundary conditions, it must also satisfy either even or odd parity about *all three* of the mirror planes, and invariance under  $R_3$  and  $R_3^2$ , or respective rotations by  $2\pi/3$  and  $4\pi/3$  about the axis perpendicular to the ET plane passing through its geometric center. For an odd number of  $R_3$  rotations for all points to return to their original positions (the identity operation), only the +1 eigenvalue of the  $R_3$  operation is allowed. As shown in the following, the wave functions of the three even nominally fundamental ET TM(0,1) modes and the three odd nominally

fundamental ET TM(0,1) modes both *sum to zero at every point inside the triangle!* Hence, the only reason one might have observed strong emission at the frequency corresponding to that TM(0,1) mode would be that the  $C_{3v}$  point group symmetry was broken in those samples. If the symmetry-breaking operation were inhomogeneous heating, then removal of these heating inhomogeneities might allow us to probe higher frequency modes, as occurred recently in thermally-managed IJJ disk MSAs [64]. This could enable us to produce arrays of thermally-managed IJJ ET MSAs that might emit at the fundamental  $C_{3v}$ -symmetric ET TM(1,1) mode frequency and at higher group-symmetric ET mode frequencies, potentially at output powers strong enough for practical devices.

## 2. Wave functions with $C_{3v}$ point group symmetry

The case of  $C_{4v}$  point group symmetry for a square planar lattice was studied in detail with regard to the orbital symmetry of the superconducting order parameter in the cuprates such as Bi2212 [77]. In that case, the group symmetry operations were the identity, the  $\sigma_x$  and  $\sigma_y$  mirror planes normal to the  $x$  and  $y$  axes, the diagonal  $\sigma_{d_1}$  and  $\sigma_{d_2}$  mirror planes, and the  $R_4$  rotation of  $2\pi/4$  about the geometric center. There were four spin-singlet even symmetry orbital pair states that were allowed, those having  $s$ -wave,  $d_{x^2-y^2}$ ,  $d_{xy}$ , and  $g_{xy(x^2-y^2)}$  symmetries. Breaking the  $C_{4v}$  symmetry by a transformation from the tetragonal structure to an orthonormal structure of either the  $C_{2v}^1$  (appropriate for  $YBa_2Cu_3O_{7-\delta}$ ) or  $C_{2v}^{13}$  type (approximately appropriate for Bi2212) allowing unlimited mixing of  $s$  and  $d_{x^2-y^2}$  and of  $d_{xy}$  and  $g_{xy(x^2-y^2)}$  order parameters in the former case, and unlimited mixing of  $s$  and  $d_{xy}$  and of  $d_{x^2-y^2}$  and of  $g_{xy(x^2-y^2)}$  in the latter case. Further mixing could only arise with a second phase transition [77], which could be either a structural transition or a second superconducting phase transition, neither one of which was ever observed in either material, although charge-density waves are likely to exist above  $T_c$  in both materials [78]. This broken  $C_{4v}$  point group symmetry of the superconducting orbital order parameter would lock onto the crystal lattice, so that if the superconducting gap were anisotropic, its expected anisotropy would be compatible with some rectangular or disk cavity modes, but would be incompatible with  $C_{3v}$ -symmetric ET cavity modes.

### 2.1. Equilateral triangular mesa wave functions

The equilateral triangle has been of general interest for at least two millenia, but the first paper to study the wave functions for it with Dirichlet and von Neumann boundary conditions was by Lamé in 1833 [79]. In such a high-symmetry structure, separation of variables was shown to lead to trigonometric functions of the two variables, and the boundary conditions could be applied on all boundaries [79]. However, it was difficult to plot the wave functions without the use of modern computers, and the development of symbolic manipulation software has greatly facilitated our ability to study and to produce plots of them.

A sketch of a thin equilateral triangular mesa of side  $a$  is shown in figure 1. The origin is taken to be the center of gravity  $O$ , and hence the corners are at  $A = \left(-\frac{a}{\sqrt{3}}, 0\right)$ ,  $B = \left(\frac{a}{2\sqrt{3}}, \frac{a}{2}\right)$ ,  $C = \left(\frac{a}{2\sqrt{3}}, -\frac{a}{2}\right)$  [80–86]. For a perfect equilateral triangular patch antenna, the wave functions must obey all of the  $C_{3v}$  point group operations, which are summarized in table 1 and also indicated in figure 1. A  $6 \times 6$  table of the group operations (including the  $R_3^2$ ) is given in textbooks [87, 88].

In the modern era, Helszajn and James [80] first wrote down the general form for the wave function satisfying von Neumann boundary conditions, which is appropriate for the magnetic vector potential  $A_z$  produced by the Josephson current normal to the layers of Bi2212. The wave function  $\Psi$  represents  $A_z$ , from which the electric field  $E_z$  is calculated, and the relevant von Neumann boundary conditions are the transverse magnetic ones, for which the normal derivative of the wave function must vanish on all portions of the boundary of the object, which in this case is an equilateral triangular (ET) microstrip antenna (MSA). They assumed one contribution  $\psi_{\ell mn}^{e,(1)}(x, y)$  to the magnetic vector potential  $A_z(x, y)$  (i.e. the wave function) to have the form [80]

$$\begin{aligned} \psi_{\ell mn}^{e,(1)}(x, y) = & \cos\left[\left(\frac{2\pi x}{\sqrt{3}a} + \frac{2\pi}{3}\right)\ell\right] \cos\left[\frac{2\pi(m-n)y}{3a}\right] \\ & + \cos\left[\left(\frac{2\pi x}{\sqrt{3}a} + \frac{2\pi}{3}\right)m\right] \cos\left[\frac{2\pi(n-\ell)y}{3a}\right] \\ & + \cos\left[\left(\frac{2\pi x}{\sqrt{3}a} + \frac{2\pi}{3}\right)n\right] \cos\left[\frac{2\pi(\ell-m)y}{3a}\right], \end{aligned} \quad (1)$$

where  $\ell, m$ , and  $n$  are integers. This form exhibiting elementary separation of the variables  $x$  and  $y$  is an even function under group operation  $\sigma_1$ , which intersects the ET plane with the line passing between the origin and the corner at  $A$ , as sketched in figure 1. Although each of these three terms satisfies the Helmholtz (wave) equation by inspection, it is necessary to include all three to satisfy the TM boundary conditions on all three sides of the triangle [80–84]. In addition to  $\psi_{\ell mn}^{e,(1)}(x, y)$ , there is another form exhibiting elementary separation of spatial variables,

$$\begin{aligned} \psi_{\ell mn}^{o,(1)}(x, y) = & \cos\left[\left(\frac{2\pi x}{\sqrt{3}a} + \frac{2\pi}{3}\right)\ell\right] \sin\left[\frac{2\pi(m-n)y}{3a}\right] \\ & + \cos\left[\left(\frac{2\pi x}{\sqrt{3}a} + \frac{2\pi}{3}\right)m\right] \sin\left[\frac{2\pi(n-\ell)y}{3a}\right] \\ & + \cos\left[\left(\frac{2\pi x}{\sqrt{3}a} + \frac{2\pi}{3}\right)n\right] \sin\left[\frac{2\pi(\ell-m)y}{3a}\right], \end{aligned} \quad (2)$$

which is odd about  $\overline{OA}$  [84]. Although this form was not discussed by Helszajn and James [80], an example of this odd function was sketched by Overfelt and White [81]. We note that the action of the rotation operator  $R_3$  on  $\psi_{\ell mn}^{(e,o),(i)}(x, y)$

is equivalent to counterclockwise cyclic permutation of the indices:  $(\ell, m, n) \rightarrow (m, n, \ell) \rightarrow (n, \ell, m)$ .

Since each term in either of these wave function forms must independently satisfy the wave equation, we obtain three equations for the same wave vector  $k$ . Setting them equal to one another, we obtain the equation  $(n-m)(\ell+n+m) = 0$ , so we can eliminate  $\ell$  by setting  $\ell = -n-m$  from the wave functions without ambiguity [80, 84], as the only alternative solution which is consistent with the wave equation,  $m = n$ , has been shown to provide no new eigenfunctions [82, 83, 85, 86]. Then,

$$\begin{aligned} \psi_{mn}^{e,(1)}(x, y) = & A_{mn}^e \left\{ \cos\left[\left(\frac{2\pi x}{\sqrt{3}a} + \frac{2\pi}{3}\right)(n+m)\right] \cos\left[\frac{2\pi(m-n)y}{3a}\right] \right. \\ & + \cos\left[\left(\frac{2\pi x}{\sqrt{3}a} + \frac{2\pi}{3}\right)m\right] \cos\left[\frac{2\pi(2n+m)y}{3a}\right] \\ & \left. + \cos\left[\left(\frac{2\pi x}{\sqrt{3}a} + \frac{2\pi}{3}\right)n\right] \cos\left[\frac{2\pi(2m+n)y}{3a}\right] \right\}, \end{aligned} \quad (3)$$

and

$$\begin{aligned} \psi_{mn}^{o,(1)}(x, y) = & A_{mn}^o \left\{ \cos\left[\left(\frac{2\pi x}{\sqrt{3}a} + \frac{2\pi}{3}\right)(n+m)\right] \sin\left[\frac{2\pi(m-n)y}{3a}\right] \right. \\ & + \cos\left[\left(\frac{2\pi x}{\sqrt{3}a} + \frac{2\pi}{3}\right)m\right] \sin\left[\frac{2\pi(2n+m)y}{3a}\right] \\ & \left. - \cos\left[\left(\frac{2\pi x}{\sqrt{3}a} + \frac{2\pi}{3}\right)n\right] \sin\left[\frac{2\pi(2m+n)y}{3a}\right] \right\}, \end{aligned} \quad (4)$$

where we have introduced the normalisation constants  $A_{mn}^{(e,o)}$ .

In order to simplify these normalisation and subsequent surface current integrals, we use the notation  $\cos x = \frac{1}{2} \sum_{\sigma=\pm} e^{i\sigma x}$  and  $\sin x = \frac{1}{2i} \sum_{\sigma=\pm} \sigma e^{i\sigma x}$ .

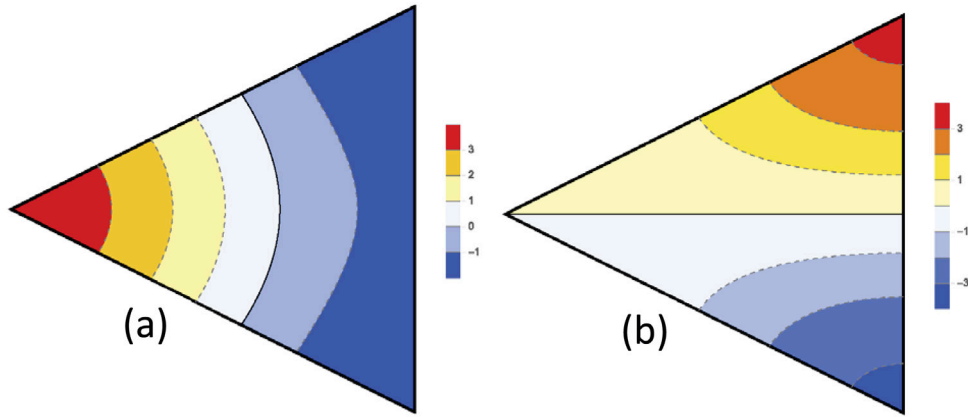
We may normalise  $\psi_{mn}^{(e,o),(1)}(x, y)$  by direct integration [82, 86], requiring that

$$\int_{\triangle} dx dy |\psi_{mn}^{(e,o),(1)}(x, y)|^2 = 1, \quad (5)$$

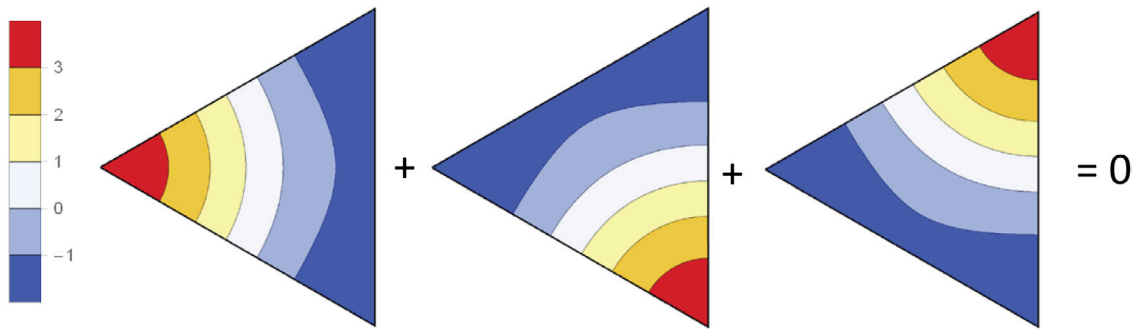
where  $\triangle$  indicates that the integration region is over the interior of the ET area. We thus obtain

$$|A_{mn}^e|^2 = \begin{cases} \frac{8}{3\sqrt{3}a^2}, & m > n = 0, n > m = 0, \text{ or } m = n; \\ \frac{16}{3\sqrt{3}a^2}, & m, n \geq 1 \text{ and } m \neq n. \end{cases} \quad (6)$$

$$|A_{mn}^o|^2 = \begin{cases} \frac{8}{3\sqrt{3}a^2}, & m > n = 0 \text{ or } n > m = 0; \\ \frac{16}{3\sqrt{3}a^2}, & m, n \geq 1 \text{ and } m \neq n. \\ 0, & m = n. \end{cases} \quad (7)$$



**Figure 2.** Colour-coded contour plots of the normalised (a)  $\text{TM}^{e,(1)}(10)$  even and (b)  $\text{TM}^{o,(1)}(1, 0)$  odd mode wave functions  $\psi_{10}^{e,(1)}(x, y)$  and  $\psi_{10}^{o,(1)}(x, y)$ , respectively, of an equilateral triangular mesa, which are two of the six degenerate ground state wave functions in the case of broken  $C_{3v}$  symmetry.



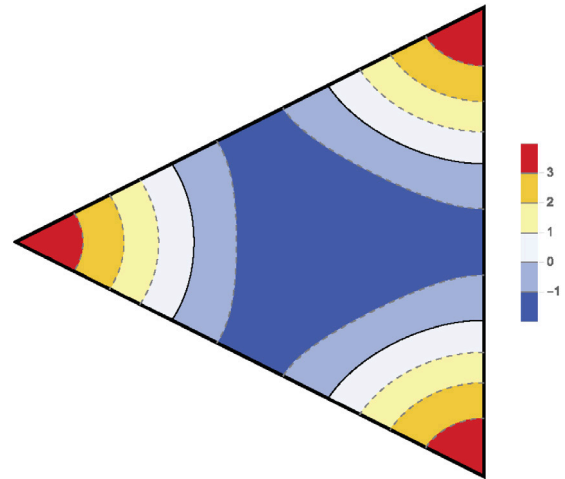
**Figure 3.** Colour-coded contour map illustration of equation (8) for the normalised  $\text{TM}^e(10)$  modes,  $\psi_{10}^{e,(1)}(x, y) + \psi_{10}^{e,(2)}(x, y) + \psi_{10}^{e,(3)}(x, y) = 0$  at every point inside the triangle.

From figure 2, we can also construct  $\psi_{mn}^{(e,o),(2)}(x, y) = R_3[\psi_{mn}^{(e,o),(1)}(x, y)]$  and  $\psi_{mn}^{(e,o),(3)}(x, y) = R_3[\psi_{mn}^{(e,o),(2)}(x, y)]$  by successive  $120^\circ$  rotations about the origin of the spatial variables. These functions will be respectively even and odd about mirror planes  $\sigma_2$  and  $\sigma_3$ . It is shown in [84] that both even and odd  $\psi_{mn}^{e,o,(2,3)}$  also satisfy the boundary conditions, necessitating a superposition of these three degenerate wave functions for each even and odd  $\text{TM}(m, n)$  mode in order to satisfy the  $R_3$  symmetry of the group,

$$\Psi_{mn}^{(e,o)}(x, y) = \sum_{i=1}^3 B_{mn}^{(e,o),(i)} \psi_{mn}^{(e,o),(i)}(x, y), \quad (8)$$

where the  $B_{mn}^{(e,o),(i)}$  are constants. This general form for a  $\text{TM}$  cavity mode can be used to model the symmetry breaking effects of hot spots and local defects (e.g. a linear mixture of the degenerate  $\text{TM}(1, 0)$  odd and even modes pictured in figure 2. For an ideal mesa, however, the cavity mode wave functions must also satisfy the  $R_3$  symmetry operations of the group in order to be an orthonormal set [85], requiring  $B_{mn}^{(e,o),(1)} = B_{mn}^{(e,o),(2)} = B_{mn}^{(e,o),(3)} = A_{mn}^{(e,o)}/3$ . It is easy to show using symbolic manipulation software that

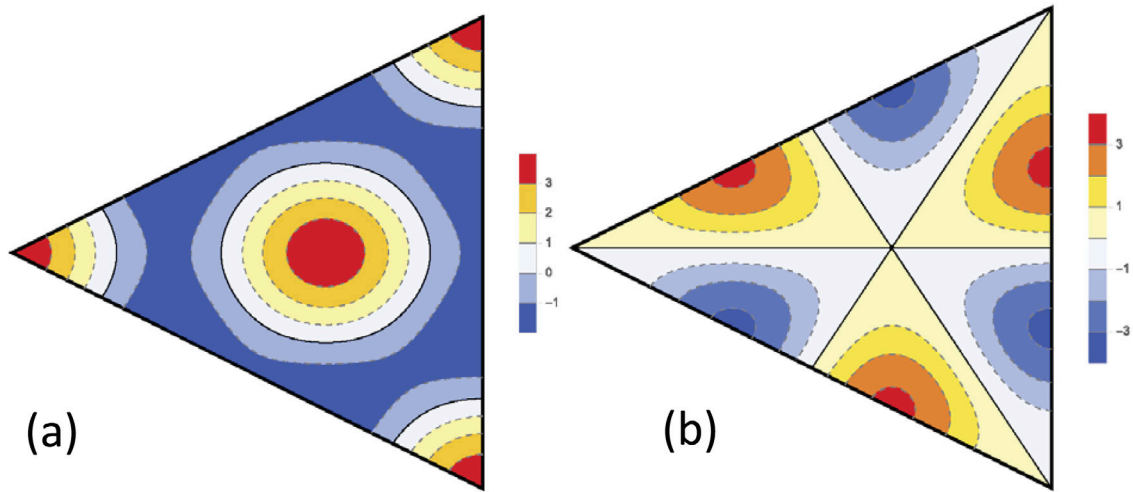
$$\Psi_{10}^{(e,o)}(x, y) = \sum_{i=1}^3 \psi_{10}^{(e,o),(i)}(x, y) = 0 \quad \forall (x, y) \in \triangle \quad ! \quad (9)$$



**Figure 4.** Colour-coded contour plot of the normalised  $\text{TM}^e(1, 1)$  mode wave function, the ground state of an ideal (i.e.  $C_{3v}$  symmetric) equilateral triangular mesa.

This is pictured graphically for  $\Psi_{10}^e(x, y)$  in figure 3. In fact, this is true for most of the wave functions. Examining this  $C_{3v}$  symmetric superposition, we find that the only modes that do not vanish identically inside the triangle are those for which

$$|m - n| = 3p, \quad p = \begin{cases} 0, 1, 2, \dots & \text{even modes} \\ 1, 2, 3, \dots & \text{odd modes} \end{cases} \quad (10)$$



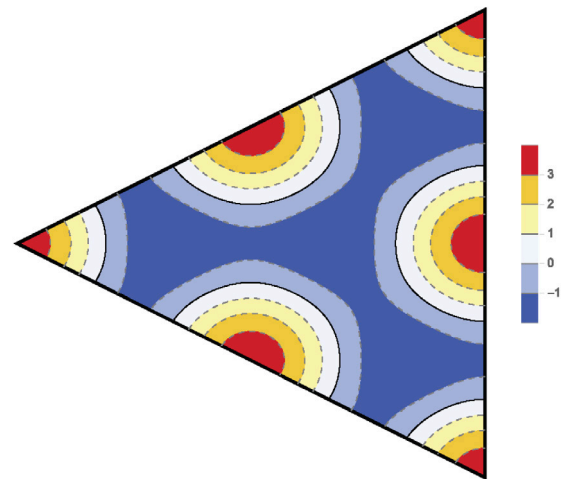
**Figure 5.** Contour plots of the normalised degenerate  $\text{TM}^e(0, 3)$  even (left) and  $\text{TM}^o(0, 3)$  odd (right) first excited state mode wave functions of an ideal equilateral triangular mesa.

Thus, only the even wave functions can have  $m = n$ . In fact, the only  $\Psi_{mn}^{(e,o)}(x, y)$  satisfying equation (9) are those for which  $\psi_{mn}^{(e,o),(1)}(x, y)$  itself possesses  $R_3$  symmetry, i.e.  $\Psi_{mn}^{(e,o)}(x, y) = \psi_{mn}^{(e,o),(1)}(x, y) = \psi_{mn}^{(e,o),(2)}(x, y) = \psi_{mn}^{(e,o),(3)}(x, y)$ .

Therefore, the ground state of an ideal ET mesa or any other ET microstrip antenna (MSA) for TM boundary conditions is the  $\text{TM}^e(1, 1)$  mode pictured in figure 4. The degenerate first excited state  $\text{TM}^e(0,3)$  and  $\text{TM}^o(0,3)$  mode wave functions are shown in figure 5, the non-degenerate second excited state  $\text{TM}^e(2,2)$  mode is shown in figure 6, and the degenerate  $\text{TM}^e(1,4)$  and  $\text{TM}^o(1,4)$  modes are shown in figure 7. These functions were plotted from the appropriate  $\psi_{mn}^{(e,o),(1)}(x, y)$ , and the reflection and rotation  $C_{3v}$  group symmetry operations are immediately obvious to the observer. The next 21 highest frequency wave function plots are given in the supplementary material ([stacks.iop.org/JPhysCM/29/015601/mmedia](https://stacks.iop.org/JPhysCM/29/015601/mmedia)) to illustrate the behavior of the higher modes which satisfy the  $C_{3v}$  group symmetry. When the  $R_3$   $C_{3v}$  point group symmetry operation is broken, the three odd and three even  $\text{TM}(1, 0)$  modes become the degenerate ground states, and all of the wave functions for arbitrary  $n, m$  can be excited.

### 3. Radiation from ET mesas

As first discussed with regard to rectangular and disk mesas [71–73] for the emission from the intrinsic Josephson junctions in  $\text{Bi}_2\text{Sr}_2\text{CaCu}_2\text{O}_{8+\delta}$ , there are two radiation sources [89]. The primary radiation source is the uniform ac Josephson current source, and the secondary source is due to the excitation of an electromagnetic cavity mode [71–73, 89]. In both cases, the Love equivalence principles allow one to replace the magnetic fields inside the MSA by surface integrations of the equivalent uniform electric and magnetic current surface currents [89]. For a thermally-managed IJJ MSA structure, the gold layers on top and bottom of the thin  $\text{Bi}2212$  crystal force the emissions to occur from the sample edges, so that these Love equivalence principle approximations are expected to be highly accurate.



**Figure 6.** Colour-coded contour plot of the normalised  $\text{TM}^e(2, 2)$  even mode wave function, the second excited state of an ideal equilateral triangular mesa.

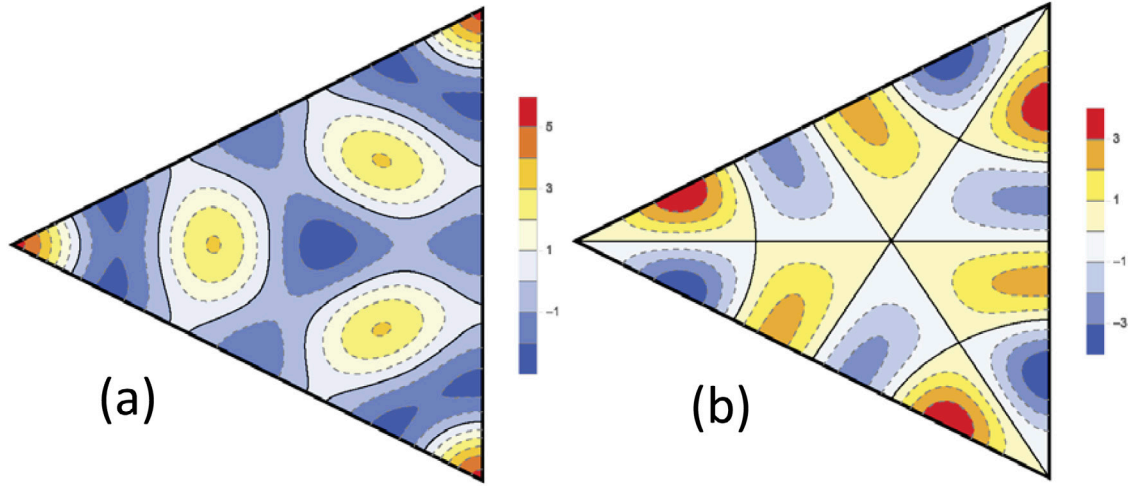
#### 3.1. Primary ac Josephson radiation source

For the uniform current source, the magnetic vector potential is obtained from the uniform part  $J_J$  of the ac Josephson current integrated around the surface of the MSA [73, 89], which at the emission frequency  $f_{nm}$  of the  $\text{TM}(n, m)$  cavity mode(s) becomes

$$A_z(\mathbf{r}, t) = \frac{\mu_0}{4\pi r} e^{i(k_{nm}r - \omega_{nm}t)} \int_{S'} d\mathbf{x}' e^{-i\mathbf{k}_{nm} \cdot \mathbf{x}'} J_J. \quad (11)$$

In the surface integral  $S'$ , we make an integration around the circumference of the ET MSA, and assume the thickness  $h$  of the antenna is vanishingly small. Thus, this becomes a line integral around the circumference of the equilateral triangle of the phase factor  $e^{-i\mathbf{k}_{nm} \cdot \mathbf{x}'}$ . We choose to start at the point  $C$  in figure 1, and make a counterclockwise path on the ET MSA circumference. Thus, in this configuration, the integration path vectors  $\vec{CB}$ ,  $\vec{BA}$ , and  $\vec{AC}$  are

$$\vec{CB} = \hat{y} \delta \left( x - \frac{a}{2\sqrt{3}} \right), \quad (12)$$



**Figure 7.** Colour-coded contour plots of the normalised degenerate  $TM^e(1, 4)$  even (left) and  $TM^o(1, 4)$  odd (right) third excited state mode wave functions of an ideal equilateral triangular mesa.

$$\vec{BA} = \left( -\frac{\sqrt{3}\hat{x}}{2} - \frac{\hat{y}}{2} \right) \delta \left( y - \frac{x}{\sqrt{3}} - \frac{a}{3} \right), \quad (13)$$

$$\vec{AC} = \left( \frac{\sqrt{3}\hat{x}}{2} - \frac{\hat{y}}{2} \right) \delta \left( y + \frac{x}{\sqrt{3}} + \frac{a}{3} \right). \quad (14)$$

However, in order to ensure that the three unit segments have equal lengths, it is useful to take the  $\vec{BA}$  path by rotating the triangle clockwise by  $30^\circ$ , going horizontally from right to left from  $B'_+$  to  $A'_+$ , and for the  $\vec{AC}$  path, we rotate the triangle counterclockwise by  $30^\circ$ , going horizontally from left to right from  $A'_-$  to  $C'_-$ , as shown in figure 3 of [84]. In these rotated coordinates, we have

$$x'_\pm = \frac{\sqrt{3}x}{2} \pm \frac{y}{2}, \quad (15)$$

$$y'_\pm = \frac{\sqrt{3}y}{2} \mp \frac{x}{2}, \quad (16)$$

and inverting these equations, we obtain the necessary transformations,

$$x = \frac{\sqrt{3}x'_\pm}{2} \mp \frac{y'_\pm}{2}, \quad (17)$$

$$y = \frac{\sqrt{3}y'_\pm}{2} \pm \frac{x'_\pm}{2}. \quad (18)$$

In the integrations over the phase factors  $e^{-ik \cdot x'}$ , we write  $\mathbf{k} = k \sin \theta \cos \phi \hat{x} + k \sin \theta \sin \phi \hat{y}$  in spherical coordinates relevant to the far-field regime. Thus, the three integrations may be written as

$$\int_C^B dx' dy' \delta \left( x' - \frac{a}{2\sqrt{3}} \right) e^{-i(k_x x' + k_y y')} = e^{-ika \sin \theta \cos \phi / (2\sqrt{3})} \times \int_{-a/2}^{a/2} dy' e^{-ik \sin \theta \sin \phi y'},$$

$$\int_{B'_+}^{A'_+} dx'_+ dy'_+ \delta \left( y'_+ - \frac{a}{2\sqrt{3}} \right) e^{-i(k_x x' + k_y y')} = e^{ika \sin \theta (\cos \phi - \sqrt{3} \sin \phi) / (4\sqrt{3})} \times \int_{a/2}^{-a/2} (-dx'_+) e^{-ik \sin \theta (\sqrt{3} \cos \phi + \sin \phi) x'_+ / 2},$$

$$\int_{A'_-}^{C'_-} dx'_- dy'_- \delta \left( y'_- + \frac{a}{2\sqrt{3}} \right) e^{-i(k_x x' + k_y y')} = e^{ika \sin \theta (\cos \phi + \sqrt{3} \sin \phi) / (4\sqrt{3})} \times \int_{-a/2}^{a/2} dx'_- e^{-ik \sin \theta (\sqrt{3} \cos \phi - \sin \phi) x'_- / 2}. \quad (19)$$

For the  $TM(m, n)$  mode, we have outside the source that

$$k_{mn} a = \frac{4\pi}{3n_r} \sqrt{m^2 + nm + n^2}. \quad (20)$$

where  $n_r \approx 4.2$  is the index of refraction of Bi2212 in the appropriate emission frequency range [38, 71, 73]. Thus, we are motivated to define the quantities

$$X_\pm^{mn} = \frac{\pi \sqrt{m^2 + nm + n^2}}{3n_r} \sin \theta \left( \sin \phi \pm \frac{\cos \phi}{\sqrt{3}} \right), \quad (21)$$

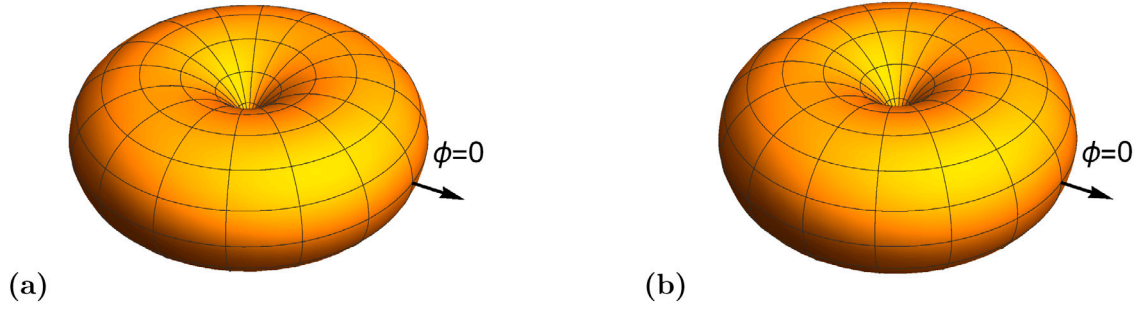
$$Y_\pm^{mn} = \frac{\pi \sqrt{m^2 + nm + n^2}}{3n_r} \sin \theta (\sqrt{3} \cos \phi \pm \sin \phi). \quad (22)$$

The magnetic vector potential  $\mathbf{A}$  for the uniform current source is readily found using (15)–(18),

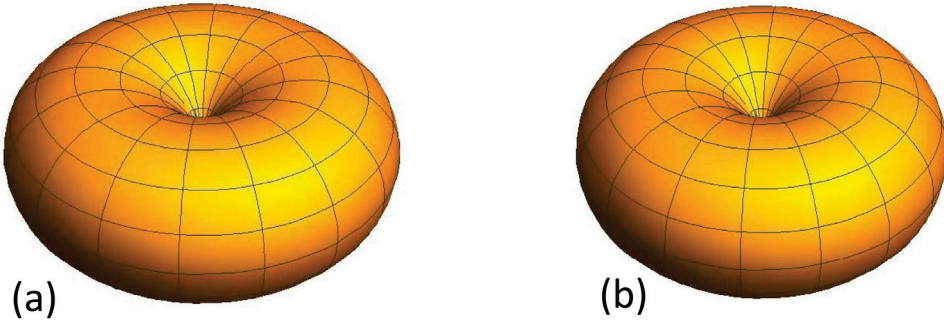
$$\mathbf{A}(\mathbf{r}, t) = \frac{\mu_0 \hat{z}}{4\pi} \frac{ha^2}{4\sqrt{3}} \frac{e^{i(k_{mn}r - \omega_{mn}t)}}{r} \left[ e^{-i(X_+^{mn} - X_-^{mn})} \frac{\sin(Y_+^{mn} - Y_-^{mn})}{(Y_+^{mn} - Y_-^{mn})} + e^{-iX_-^{mn}} \frac{\sin(Y_+^{mn})}{Y_+^{mn}} + e^{iX_+^{mn}} \frac{\sin(Y_-^{mn})}{Y_-^{mn}} \right], \quad (23)$$

where  $\hat{z}' = -\hat{\theta} \sin \theta$  in the radiation zone. From this expression for  $\mathbf{A}$ , we obtain the electric and magnetic fields  $\mathbf{E}_A = -\partial \mathbf{A} / \partial t$  and  $\mathbf{H} = \nabla \times \mathbf{A} / \mu_0$ . The angular distribution of the emission power obtained from the uniform current source alone is then given by the time average of  $|r^2 \hat{r} \cdot \mathbf{E}_A \times \mathbf{H}_A|$ , which is proportional to





**Figure 8.** Plots of the uniform source contributions to the power radiated from (a) the broken-symmetry ground state TM(1,0), and (b) the  $C_{3v}$ -symmetric ground state  $TM^e(1,1)$  mode. The arrows marked  $\phi = 0$  indicate the  $\mathbf{x}$  direction in figure 1.



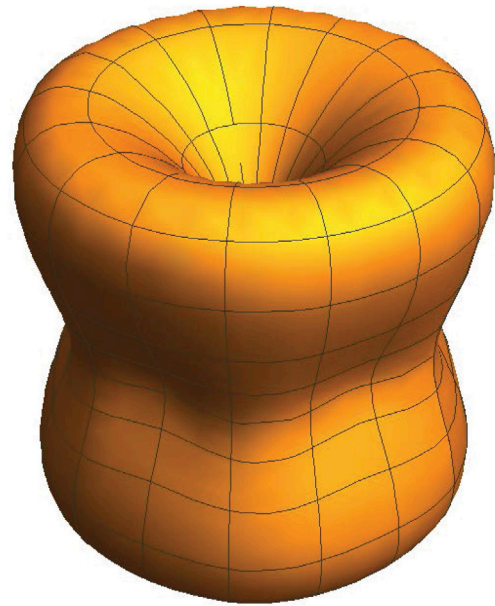
**Figure 9.** Spherical plots of the output power arising from the uniform ac Josephson current source at (a) the first  $f_{03}$  and (b) the second excited  $C_{3v}$ -symmetric state  $f_{22}$  mode frequencies.

$$P_{mn}(\theta, \phi) \propto \sin^2 \theta \left| e^{-i(X_+^{mn} - X_-^{mn})} \frac{\sin(Y_+^{mn} - Y_-^{mn})}{(Y_+^{mn} - Y_-^{mn})} + e^{-iX_+^{mn}} \frac{\sin(Y_+^{mn})}{Y_+^{mn}} + e^{iX_+^{mn}} \frac{\sin(Y_-^{mn})}{Y_-^{mn}} \right|^2. \quad (24)$$

We examine the angular dependence of the radiated power  $P_{mn}(\theta, \phi)$  due to the primary ac Josephson radiation source by plotting equation (24) for various integral  $m$  and  $n$  values. Spherical plots of the power emitted from the uniform ac Josephson current source at the lowest symmetry-broken TM(0,1) and lowest  $C_{3v}$ -symmetric TM(1,1) mode frequencies  $f_{01}$  and  $f_{11}$  are shown in figure 8. Although these frequencies differ by the factor of  $\sqrt{3}$ , with  $n_r = 4.2$ , the wavelength is considerably larger than the MSA in both cases, so the patterns are difficult to distinguish. Spherical plots of the power emitted from the uniform ac Josephson current at the next three lowest  $C_{3v}$ -symmetric frequencies  $f_{03}, f_{22}$ , and  $f_{14}$  are shown in figures 9 and 10. For  $n_r = 4.2$ , there is very little difference in the emission distribution from the uniform source at the lowest three emission frequencies  $f_{11}, f_{03}$ , and  $f_{22}$ . However, the emission pattern at the third excited state frequency  $f_{14}$  is quite different from those three, as the wavelength of the 3D emitted photons is comparable to the size of the source MSA. In the supplementary material, we plotted the 3D emission patterns for the next 21 highest cavity frequencies, and each of those are distinctly different from one another and from those pictured in figures 8–10.

### 3.2. Secondary cavity mode source

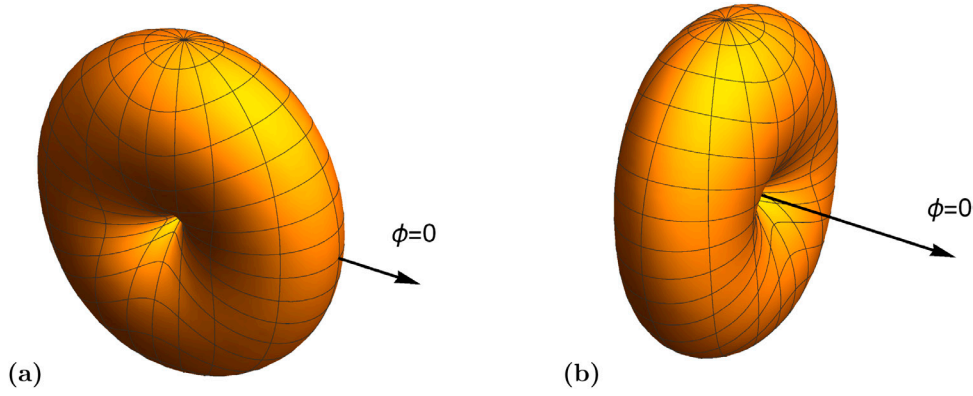
The electric potential  $\mathbf{F}(\mathbf{r}, t)$  is calculated from the magnetic surface current density source  $\mathbf{M}_S$  using



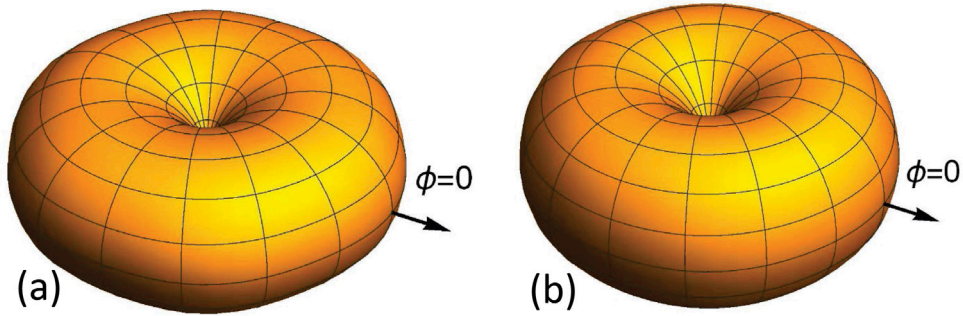
**Figure 10.** Spherical plot of the output power arising from the uniform ac Josephson current source at the third excited  $C_{3v}$ -symmetric state  $f_{14}$  mode frequency.

$$\mathbf{F}(\mathbf{r}, t) = \frac{\epsilon_0}{4\pi} \frac{e^{i(k_{nm}r - \omega_{nm}t)}}{r} \int_{S'} \mathbf{M}_S(x', y') e^{-i\mathbf{k}_{nm} \cdot \mathbf{x}'}, \quad (25)$$

where  $\mathbf{M}_S$  is the displacement current along the edges of the triangle multiplied by the wave function of a particular excited cavity mode. As for the disk [72, 73],  $\mathbf{M}_S$  is the edge path weighted by the wave function of the particular cavity mode. Thus, we have



**Figure 11.** Plots of the power radiated from the degenerate non- $C_{3v}$ -symmetric cavity modes, the  $TM^{(1)}(1,0)$  (a) even and (b) odd modes. The arrows marked  $\phi = 0$  indicate the  $\mathbf{x}$  direction in figure 1.



**Figure 12.** Spherical plots of the power radiated from the  $C_{3v}$  symmetric (a)  $TM^e(1, 1)$  even ground and (b)  $TM^e(2, 2)$  even second excited state cavity modes. The arrows indicate the  $\mathbf{x}$  axis in figure 1.

$$M_S(x', y') \propto \psi_{mn}^{(e,o),(1)}(x', y') (\vec{CB} + \vec{BA} + \vec{AC}), \quad (26)$$

where  $\vec{CB}$ ,  $\vec{BA}$ , and  $\vec{AC}$  are given by equations (12)–(14). Since each of the integrals is a combination of elementary exponential functions, the general expression for each cavity mode can be obtained analytically, and hence an analytic expression for the angular distribution of the output power can also be obtained. However, due to their complexities, those analytic results are listed in the appendix. The relevant quantities are  $P_{mn}^{(e,o),(1)}(\theta, \phi)$  given by equations (A.16) and (A.23) in the appendix.

For the cavity mode source radiation under the assumption of broken  $C_{3v}$  symmetry, the  $TM(1,0)$  ground state is six-fold degenerate, since an even and odd parity mode is admitted for each of the three mirror planes of the  $C_{3v}$  point group. As stated in appendix equations (A.24) and (A.25), the power distributions for each pair of even and odd modes differ only by rotations in  $R_3$ . One such pair of degenerate power distributions for the  $TM(1,0)$  fundamental,  $P_{mn}^{e,(1)}$  and  $P_{mn}^{o,(1)}$ , is plotted in figure 11. The nodes in the figures straddle the wave function nodes in figure 2.

In the case of an ideal ET MSA, however, the entire  $C_{3v}$  point group symmetry must be satisfied, resulting in a distinct  $TM(1,1)$  even ground state pictured in figure 4. The even and odd cavity mode power distributions for a general  $TM(m,n)$  mode are plotted using appendix equations (A.10)–(A.23); the three lowest frequency examples of the emission power distributions from  $C_{3v}$ -symmetric cavity modes are presented

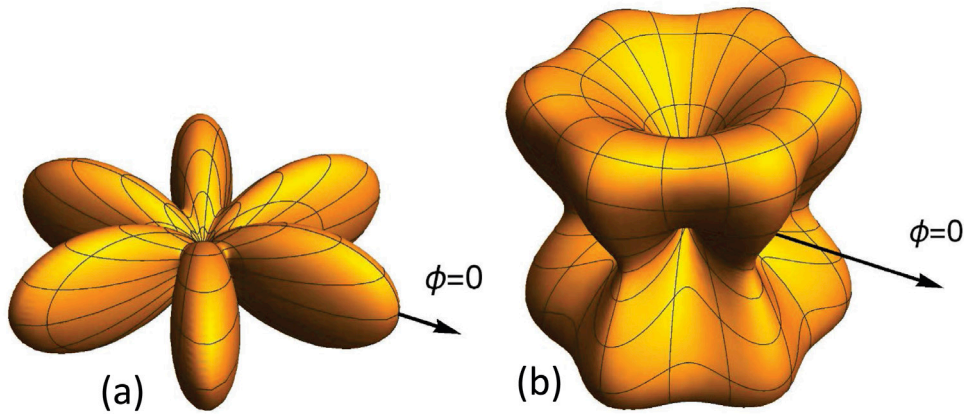
in figures 12–14. The emission distributions from the 21 next-higher frequency  $C_{3v}$ -symmetric cavity modes are presented in the supplementary material.

#### 4. Fit to the emissions data from a thin ET conventional mesa

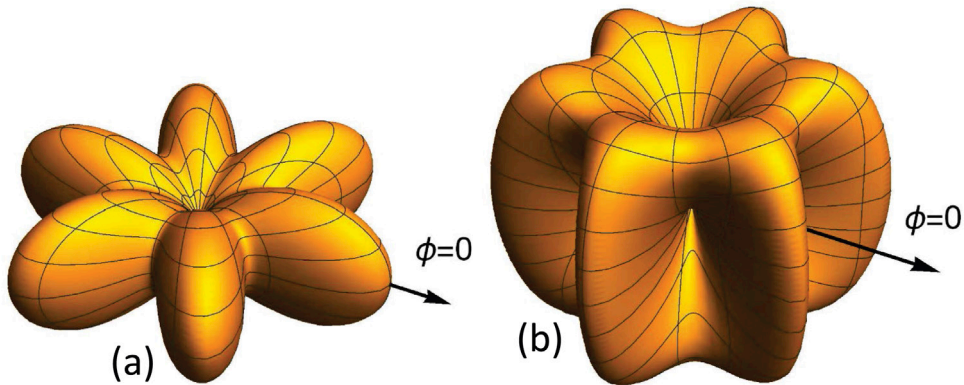
We now fit experimental data for the angular dependence of the emission intensity  $\mathcal{I}$  from a thin ET conventional mesa of Bi2212 with the dual source radiation model presented in section 3 using a two-parameter least squares fit. The sample studied was sample no. 3 of [74], which is a groove mesa of side length  $a = 90 \mu\text{m}$ , thickness  $h = 1.3 \mu\text{m}$ , and (under-doped) transition temperature  $T_c = 75.6 \pm 0.3 \text{ K}$ . An optical image of the sample prior to the electrical lead attachments is shown in figure 15. The emission frequency at dc bias voltage  $V = 0.91 \text{ V}$  was at  $f = 0.53 \text{ THz}$  at 40 K, which is in the low-bias current  $I \approx 0.40 \text{ mA}$  ‘retrapping’ region. More details are given in figures 2 and 3 of Delfanzari *et al* [74]. Based on the resonant frequency of the emission [74], we conclude that  $C_{3v}$  symmetry is broken for the sample, as this  $f$  value is consistent with one or more of the lowest-energy  $TM^{(e,o),(i)}(1,0)$  modes. Here we present the angular dependence of the emissions under those conditions, and fit the data using

$$\mathcal{I}_{10}(\theta, \phi) \equiv \cos^2 \theta [AP_{10}(\theta, \phi) + BP_{10}^{(e,o),(i)}(\theta, \phi)], \quad (27)$$

where the  $\cos^2 \theta$  factor takes account of the  $\text{Bi}_2\text{Sr}_2\text{CaCu}_2\text{O}_{8+\delta}$  substrate [72, 73], which was found to be necessary include in



**Figure 13.** Spherical plots of the power radiated from the  $C_{3v}$  symmetric (a)  $TM^e(3, 0)$  even and (b)  $TM^o(3, 0)$  odd degenerate first excited state cavity modes. The arrows indicate the  $x$  direction in figure 1.




**Figure 14.** Spherical plots of the power radiated from the  $C_{3v}$  symmetric (a)  $TM^e(4, 1)$  even and (b)  $TM^o(4,1)$  odd degenerate third excited state cavity modes. The arrows indicate the  $x$  direction in figure 1.

order to fit conventional mesas. This factor arises from treating the substrate as a perfect magnetic conductor [89]. In the fits,  $A$ ,  $B$  are the fitting parameters,  $P_{10}$  is the uniform source power distribution equation (24), and the  $P_{10}^{(e,o),(i)}$  are any one of the six cavity mode power distributions in equations (A.16) and (A.23) for the degenerate  $TM(1,0)$  modes listed in the appendix. We subsequently found that the  $TM^{o,(2,3)}(1,0)$  odd and  $TM^{e,(1)}(1,0)$  even cavity modes, which correspond to the power distributions  $P_{10}^{o,(2,3)}$  and  $P_{10}^{e,(1)}$ , resulted in the most accurate fits. For the  $TM^{o,(2)}(1,0)$  mode, the fitted values were  $A = 0.181\,794$  and  $B = 0.002\,992\,63$  and the standard deviation was  $\sigma \approx 0.148$ . For the  $TM^{e,(1)}(1,0)$  mode, the fitted parameters were  $A = 0.185\,089$ ,  $B = 0.002\,964\,87$ , and  $\sigma \approx 0.149$ . These results are statistically indistinguishable. Although the precise values of the amplitudes of each function are not included in these fits, we can integrate the two angular functions separately. We thus determined that 58% of the emission was due to the excitation of some of the  $TM(1,0)$  cavity modes.

The results of these two least squares fits are displayed in-plane with the experimental data in figures 16 and 17, while the full angular distribution  $\mathcal{I}_{10}(\theta, \phi)$  of the fits are given in figure 18.

## 5. Summary and discussion

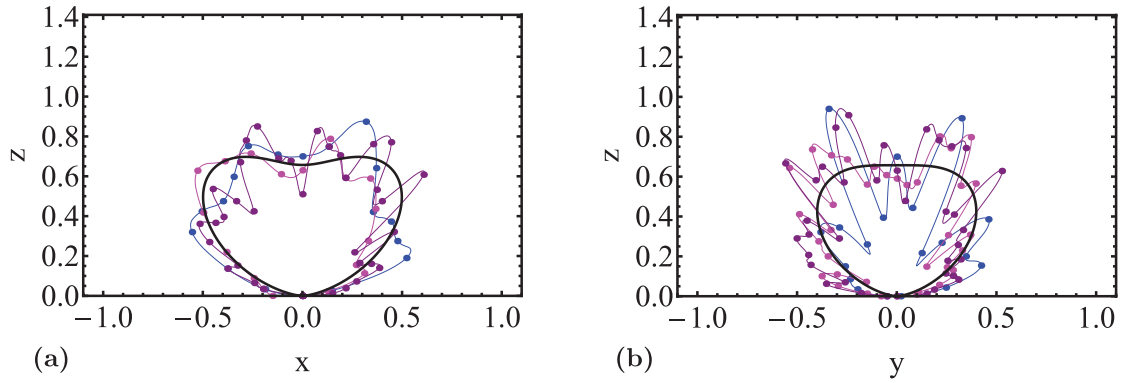
In summary, we have shown that the  $C_{3v}$  point group symmetry of an ideal ET MSA plays a vital role in the density



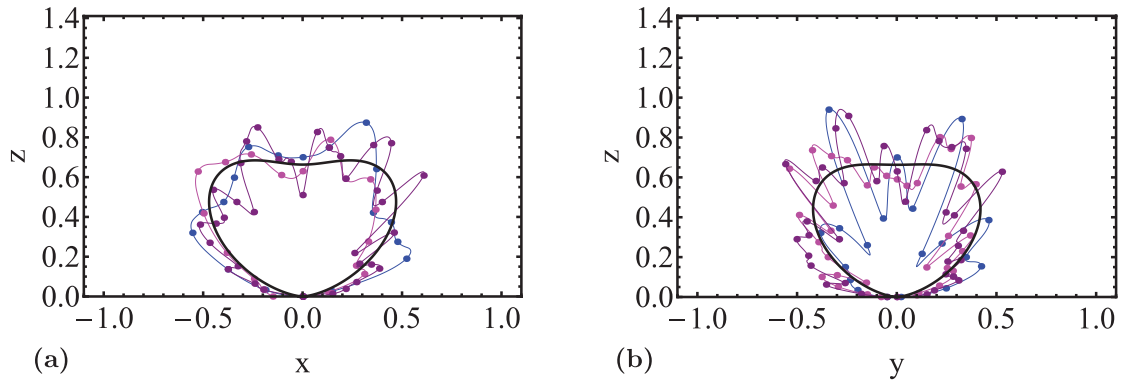
**Figure 15.** Optical image of equilateral triangular groove mesa, sample 3, that was used in the angular distribution studies [74].

of allowed  $TM$  modes. The  $R_3$  operations require that, for an ideal ET MSA,  $|m - n| = 3p$ , where  $p \geq 0$  and  $p \geq 1$  for the even and odd modes, respectively. Consequently, the nominally fundamental  $TM(1,0)$  odd and even mode wave functions both vanish, and the ground state for an ideal equilateral triangular microstrip antenna is the  $TM(1,1)$  mode, unless the  $R_3$  symmetry is broken in some manner.

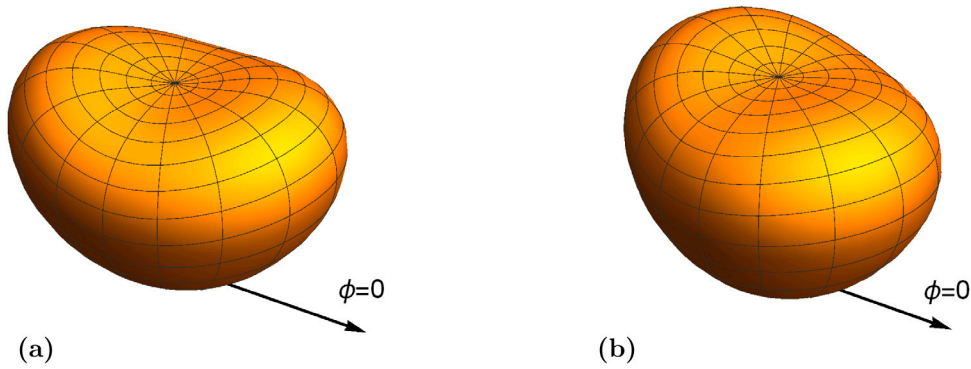
We have fit experimental data for the angular dependence of the radiated intensity from a thin ET conventional groove mesa with the theoretical output power due to the excitation of the  $TM(1,0)$  mode. Use of either the  $P_{10}^{o,(2,3)}$  or  $P_{10}^{e,(1)}$  cavity mode power distributions in the fitting equation (27) gives



**Figure 16.** Plots of experimental data (blue, magenta, violet) and the least squares fit (black) to the  $TM^{(1)}(1,0)$  even mode for an equilateral triangular mesa in the (a)  $xz$  and (b)  $yz$  planes.



**Figure 17.** Plots of experimental data (blue, magenta, violet) and the least squares fit (black) to the  $TM^{(2)}(1,0)$  odd mode for an equilateral triangular mesa in the (a)  $xz$  and (b)  $yz$  planes. The same results are also obtained by using the  $TM^{(3)}(1,0)$  odd mode for the cavity mode contribution.



**Figure 18.** Least squares fits to the angular dependence of the emission intensity  $\mathcal{I}(\theta, \phi)$  from an equilateral triangular mesa to (a) the  $TM^{(1)}(1,0)$  even mode (b) the  $TM^{(2)}(1,0)$  odd mode, both using the superconducting substrate factor.

the most accurate result, with about 58% of the power arising from the  $TM(1,0)$  cavity mode with a standard deviation of  $\sigma \approx 0.148$  in the fits.

Our results for the ET MSA also suggest a possible explanation for the difference between the lowest resonant frequencies of conventional disk and thermally-managed IJJ disk MSA devices [64, 70]. In three conventional disk mesa samples, the emissions were found to correspond to the  $C_\infty$ -symmetry violating  $TM(0,1)$  mode [70]. But in a thermally-managed IJJ disk MSA device, almost no emission was seen at the frequency of that mode, but the strongest emission was observed at 1.0 THz [64], corresponding to

either the rotationally-invariant  $C_\infty$ -satisfying  $TM(0,1)$  disk cavity mode or the  $C_\infty$ -violating  $TM(2,1)$  disk cavity mode. In addition, the second-strongest emission at 1.6 THz corresponds approximately to the excitation of the nearly-degenerate  $TM(4,1)$  and  $TM(1,2)$  modes. The simplest explanation would be that the greatly reduced heating effects in the stand-alone mesa sandwich structures allow for much more homogeneous samples [65], suggesting that the  $TM(0,1)$  was probably observed at 1.0 THz [64]. But to confirm this, angular distribution studies of the emissions from thermally-managed IJJ disk MSA devices need to be performed.

We remark further that if  $\text{Bi}_2\text{Sr}_2\text{CaCu}_2\text{O}_{8+\delta}$  were to have a significant amount of superconducting gap anisotropy as regards the  $c$ -axis Josephson tunnelling of the internal junctions, then one would expect that anisotropy to be evidenced by the particular cavity mode excited. Thus, a gap function with four-fold gap anisotropy (such as for a predominant  $d_{x^2-y^2}$ -wave or extended- $s$ -wave superconducting order parameter), should favor the excitation of the TM(2,1) and TM(4,1) modes. But since the gap anisotropy is fixed to the crystal lattice, the resulting emissions should also be fixed to the lattice, if that were the case. Hence, azimuthal angular distribution studies of the strong emissions in stand-alone disk mesa sandwich structures should determine whether or not there is any preferred anisotropy to the superconducting gap in the bulk of the  $\text{Bi}_2\text{Sr}_2\text{CaCu}_2\text{O}_{8+\delta}$  samples.

Due to the sparsity of the  $C_{3v}$  symmetric cavity modes in themally-managed IJJ ET MSAs, we predict that a lower-symmetry alternative structure such as thermally-managed IJJ pie-shaped wedge MSAs will provide wider tunability [74]. However, high-symmetry MSAs such as the thermally-managed IJJ ET MSAs could allow for a probing of the higher frequency modes of the equilateral triangle. One advantage of ET MSAs is that they can be easily fit together to make arrays [90], since six of them can be fit closely together forming a regular hexagon. Although the lower emission frequencies would not be very tunable, the coherent output from thermally-managed IJJ ET MSAs could be large enough for practical applications, and some amount of tunability could arise from varying the current-voltage characteristic point and the temperature [58, 63–65]. Provided that a substantial amount of residual heating effects in thermally-managed IJJ ET MSAs can be eliminated, one could probe the beautiful spectra of and emissions from the  $C_{3v}$ -symmetric modes of ET MSAs.

## Acknowledgments

A Gramajo was supported in part by the UCF RAMP program. C Watanabe was supported by a JSPS Research Fellowship for young scientists. This work was supported in part by CREST-JST (Japan Science and Technology Agency) and WPI (World Premier International Research Center Initiative)-MANA (Materials Nanoarchitectonics) project (NIMS).

## Appendix

Here we present the analytic results for the angular distribution of the emission of radiation from an equilateral triangular MSA. For  $\text{Bi}2212$ , one needs to set  $n_r \approx 4.2$ , which makes the lower frequency output distributions nearly azimuthally isotropic.

For the magnetic surface current density (or cavity) source, we define the generalized functions

$$Y_{\pm,\sigma}^{mn} = Y_{\pm}^{mn} - \sigma\pi/6, \quad (\text{A.1})$$

where  $Y_{\pm}^{mn}$  is given by equation (22) in the text. Then, the magnetic current source contributions obtained from the three sides of the equilateral triangle for the even TM( $m, n$ ) modes are

$$\mathbf{F}_{mn}^{e,(1)}(\mathbf{x}, t) = C \frac{e^{i(k_r r - \omega_j t)}}{r} \left( \mathbf{M}_{mn, CB}^{e,(1)} + \mathbf{M}_{mn, BA}^{e,(1)} + \mathbf{M}_{mn, AC}^{e,(1)} \right), \quad (\text{A.2})$$

$$\begin{aligned} \mathbf{M}_{mn, CB}^{e,(1)} &= \frac{a}{2} \hat{\mathbf{y}} e^{-i(X_+^{mn} - X_-^{mn})} \\ &\times \sum_{\sigma=\pm} \left\{ (-1)^{m+n} \frac{\sin[Y_{+, \sigma(m-n)}^{mn} - Y_{-, \sigma(m-n)}^{mn}]}{Y_{+, \sigma(m-n)}^{mn} - Y_{-, \sigma(m-n)}^{mn}} \right. \\ &+ (-1)^m \frac{\sin[Y_{+, \sigma(2n+m)}^{mn} - Y_{-, \sigma(2n+m)}^{mn}]}{Y_{+, \sigma(2n+m)}^{mn} - Y_{-, \sigma(2n+m)}^{mn}} \\ &\left. + (-1)^n \frac{\sin[Y_{+, \sigma(2m+n)}^{mn} - Y_{-, \sigma(2m+n)}^{mn}]}{Y_{+, \sigma(2m+n)}^{mn} - Y_{-, \sigma(2m+n)}^{mn}} \right\}, \quad (\text{A.3}) \end{aligned}$$

$$\begin{aligned} \mathbf{M}_{mn, BA}^{e,(1)} &= -\frac{a}{8} (\sqrt{3} \hat{\mathbf{x}} + \hat{\mathbf{y}}) e^{-iX_-^{mn}} \\ &\times \sum_{\sigma, \sigma'=\pm} \left\{ e^{i\pi[3(m+n)\sigma + (m-n)\sigma']/6} \frac{\sin[Y_{+, 3(m+n)\sigma + (m-n)\sigma'}^{mn}]}{Y_{+, 3(m+n)\sigma + (m-n)\sigma'}^{mn}} \right. \\ &+ e^{i\pi[3m\sigma + (2n+m)\sigma']/6} \frac{\sin[Y_{+, 3m\sigma + (2n+m)\sigma'}^{mn}]}{Y_{+, 3m\sigma + (2n+m)\sigma'}^{mn}} \\ &\left. + e^{i\pi[3n\sigma + (2m+n)\sigma']/6} \frac{\sin[Y_{+, 3n\sigma + (2m+n)\sigma'}^{mn}]}{Y_{+, 3n\sigma + (2m+n)\sigma'}^{mn}} \right\}, \quad (\text{A.4}) \end{aligned}$$

$$\begin{aligned} \mathbf{M}_{mn, AC}^{e,(1)} &= \frac{a}{8} (\sqrt{3} \hat{\mathbf{x}} - \hat{\mathbf{y}}) e^{iX_+^{mn}} \\ &\times \sum_{\sigma, \sigma'=\pm} \left\{ e^{i\pi[3(m+n)\sigma' + (n-m)\sigma]/6} \frac{\sin[Y_{-, 3(m+n)\sigma' + (n-m)\sigma}^{mn}]}{Y_{-, 3(m+n)\sigma' + (n-m)\sigma}^{mn}} \right. \\ &+ e^{i\pi[3m\sigma' - (2n+m)\sigma]/6} \frac{\sin[Y_{-, 3m\sigma' - (2n+m)\sigma}^{mn}]}{Y_{-, 3m\sigma' - (2n+m)\sigma}^{mn}} \\ &\left. + e^{i\pi[3n\sigma' - (2m+n)\sigma]/6} \frac{\sin[Y_{-, 3n\sigma' - (2m+n)\sigma}^{mn}]}{Y_{-, 3n\sigma' - (2m+n)\sigma}^{mn}} \right\}. \quad (\text{A.5}) \end{aligned}$$

The corresponding odd terms are:

$$\mathbf{F}_{mn}^{o,(1)}(\mathbf{x}, t) = C \frac{e^{i(k_r r - \omega_j t)}}{r} \left( \mathbf{M}_{mn, CB}^{o,(1)} + \mathbf{M}_{mn, BA}^{o,(1)} + \mathbf{M}_{mn, AC}^{o,(1)} \right), \quad (\text{A.6})$$

$$\begin{aligned} \mathbf{M}_{mn, CB}^{o,(1)} &= \frac{a}{2i} \hat{\mathbf{y}} e^{-i(X_+^{mn} - X_-^{mn})} \\ &\times \sum_{\sigma=\pm} \left\{ (-1)^{m+n} \frac{\sin[Y_{+, \sigma(m-n)}^{mn} - Y_{-, \sigma(m-n)}^{mn}]}{Y_{+, \sigma(m-n)}^{mn} - Y_{-, \sigma(m-n)}^{mn}} \right. \\ &+ (-1)^m \frac{\sin[Y_{+, \sigma(2n+m)}^{mn} - Y_{-, \sigma(2n+m)}^{mn}]}{Y_{+, \sigma(2n+m)}^{mn} - Y_{-, \sigma(2n+m)}^{mn}} \\ &\left. - (-1)^n \frac{\sin[Y_{+, \sigma(2m+n)}^{mn} - Y_{-, \sigma(2m+n)}^{mn}]}{Y_{+, \sigma(2m+n)}^{mn} - Y_{-, \sigma(2m+n)}^{mn}} \right\}, \quad (\text{A.7}) \end{aligned}$$

$$\begin{aligned} \mathbf{M}_{mn,BA}^{o,(1)} &\rightarrow -\frac{a}{8i}(\sqrt{3}\hat{x} + \hat{y})e^{-iX_-^{mn}} \\ &\times \sum_{\sigma,\sigma'=\pm} \sigma' \left\{ e^{i\pi[3(m+n)\sigma+(m-n)\sigma']/6} \frac{\sin[Y_{+,3(m+n)\sigma+(m-n)\sigma'}^{mn}]}{Y_{+,3(m+n)\sigma+(m-n)\sigma'}^{mn}} \right. \\ &+ e^{i\pi[3m\sigma+(2n+m)\sigma']/6} \frac{\sin[Y_{+,3m\sigma+(2n+m)\sigma'}^{mn}]}{Y_{+,3m\sigma+(2n+m)\sigma'}^{mn}} \\ &\left. - e^{i\pi[3n\sigma+(2m+n)\sigma']/6} \frac{\sin[Y_{+,3n\sigma+(2m+n)\sigma'}^{mn}]}{Y_{+,3n\sigma+(2m+n)\sigma'}^{mn}} \right\}, \end{aligned} \quad (\text{A.8})$$

$$\begin{aligned} \mathbf{M}_{mn,AC}^{o,(1)} &= \frac{a}{8i}(\sqrt{3}\hat{x} - \hat{y})e^{iX_+^{mn}} \\ &\times \sum_{\sigma,\sigma'=\pm} \sigma' \left\{ e^{i\pi[3(m+n)\sigma'+(n-m)\sigma]/6} \frac{\sin[Y_{-,3(m+n)\sigma'+(n-m)\sigma}^{mn}]}{Y_{-,3(m+n)\sigma'+(n-m)\sigma}^{mn}} \right. \\ &+ e^{i\pi[3m\sigma'-(2n+m)\sigma]/6} \frac{\sin[Y_{-,3m\sigma'-(2n+m)\sigma}^{mn}]}{Y_{-,3m\sigma'-(2n+m)\sigma}^{mn}} \\ &\left. - e^{i\pi[3n\sigma'-(2m+n)\sigma]/6} \frac{\sin[Y_{-,3n\sigma'-(2m+n)\sigma}^{mn}]}{Y_{-,3n\sigma'-(2m+n)\sigma}^{mn}} \right\}. \end{aligned} \quad (\text{A.9})$$

The power obtained from the even symmetry modes is then found to be

$$\begin{aligned} A_{mn}^{e,(1)} &= 4e^{-i(X_+^{mn} - X_-^{mn})} \\ &\times \sum_{\sigma=\pm} \left\{ (-1)^{m+n} \frac{\sin[Y_{+,\sigma(m-n)}^{mn} - Y_{-,-\sigma(m-n)}^{mn}]}{Y_{+,\sigma(m-n)}^{mn} - Y_{-,-\sigma(m-n)}^{mn}} \right. \\ &+ (-1)^m \frac{\sin[Y_{+,\sigma(2n+m)}^{mn} - Y_{-,-\sigma(2n+m)}^{mn}]}{Y_{+,\sigma(2n+m)}^{mn} - Y_{-,-\sigma(2n+m)}^{mn}} \\ &\left. + (-1)^n \frac{\sin[Y_{+,\sigma(2m+n)}^{mn} - Y_{-,-\sigma(2m+n)}^{mn}]}{Y_{+,\sigma(2m+n)}^{mn} - Y_{-,-\sigma(2m+n)}^{mn}} \right\}, \end{aligned} \quad (\text{A.10})$$

$$\begin{aligned} B_{mn}^{e,(1)} &= e^{-iX_-^{mn}} \\ &\times \sum_{\sigma,\sigma'=\pm} \left\{ e^{i\pi[3(m+n)\sigma+(m-n)\sigma']/6} \frac{\sin[Y_{+,3(m+n)\sigma+(m-n)\sigma'}^{mn}]}{Y_{+,3(m+n)\sigma+(m-n)\sigma'}^{mn}} \right. \\ &+ e^{i\pi[3m\sigma+(2n+m)\sigma']/6} \frac{\sin[Y_{+,3m\sigma+(2n+m)\sigma'}^{mn}]}{Y_{+,3m\sigma+(2n+m)\sigma'}^{mn}} \\ &\left. + e^{i\pi[3n\sigma+(2m+n)\sigma']/6} \frac{\sin[Y_{+,3n\sigma+(2m+n)\sigma'}^{mn}]}{Y_{+,3n\sigma+(2m+n)\sigma'}^{mn}} \right\}, \end{aligned} \quad (\text{A.11})$$

$$\begin{aligned} C_{mn}^{e,(1)} &= e^{iX_+^{mn}} \\ &\times \sum_{\sigma,\sigma'=\pm} \left\{ e^{i\pi[3(m+n)\sigma'+(n-m)\sigma]/6} \frac{\sin[Y_{-,3(m+n)\sigma'+(n-m)\sigma}^{mn}]}{Y_{-,3(m+n)\sigma'+(n-m)\sigma}^{mn}} \right. \\ &+ e^{i\pi[3m\sigma'-(2n+m)\sigma]/6} \frac{\sin[Y_{-,3m\sigma'-(2n+m)\sigma}^{mn}]}{Y_{-,3m\sigma'-(2n+m)\sigma}^{mn}} \\ &\left. + e^{i\pi[3n\sigma'-(2m+n)\sigma]/6} \frac{\sin[Y_{-,3n\sigma'-(2m+n)\sigma}^{mn}]}{Y_{-,3n\sigma'-(2m+n)\sigma}^{mn}} \right\}, \end{aligned} \quad (\text{A.12})$$

$$D_{mn}^{e,(1)} = |A_{mn}^{e,(1)} - B_{mn}^{e,(1)} - C_{mn}^{e,(1)}|^2, \quad (\text{A.13})$$

$$E_{mn}^{e,(1)} = |C_{mn}^{e,(1)} - B_{mn}^{e,(1)}|^2, \quad (\text{A.14})$$

$$\begin{aligned} F_{mn}^{e,(1)} &= (A_{mn}^{e,(1)} - B_{mn}^{e,(1)} - C_{mn}^{e,(1)})(C_{mn}^{e,(1)*} - B_{mn}^{e,(1)*}) \\ &+ (A_{mn}^{e,(1)*} - B_{mn}^{e,(1)*} - C_{mn}^{e,(1)*})(C_{mn}^{e,(1)} - B_{mn}^{e,(1)}), \end{aligned} \quad (\text{A.15})$$

$$\begin{aligned} P_{mn}^{e,(1)}(\theta, \phi) &= D_{mn}^{e,(1)}(\cos^2 \phi + \cos^2 \theta \sin^2 \phi) \\ &+ 3E_{mn}^{e,(1)}(\sin^2 \phi + \cos^2 \theta \cos^2 \phi) \\ &- \sqrt{3} F_{mn}^{e,(1)} \sin \phi \cos \phi \sin^2 \theta. \end{aligned} \quad (\text{A.16})$$

Similarly, the odd mode power distributions are given by

$$\begin{aligned} A_{mn}^{o,(1)} &= \frac{4}{i}e^{-i(X_+^{mn} - X_-^{mn})} \\ &\times \sum_{\sigma=\pm} \sigma \left[ (-1)^{m+n} \frac{\sin[Y_{+,\sigma(m-n)}^{mn} - Y_{-,-\sigma(m-n)}^{mn}]}{Y_{+,\sigma(m-n)}^{mn} - Y_{-,-\sigma(m-n)}^{mn}} \right. \\ &+ (-1)^m \frac{\sin[Y_{+,\sigma(2n+m)}^{mn} - Y_{-,-\sigma(2n+m)}^{mn}]}{Y_{+,\sigma(2n+m)}^{mn} - Y_{-,-\sigma(2n+m)}^{mn}} \\ &\left. - (-1)^n \frac{\sin[Y_{+,\sigma(2m+n)}^{mn} - Y_{-,-\sigma(2m+n)}^{mn}]}{Y_{+,\sigma(2m+n)}^{mn} - Y_{-,-\sigma(2m+n)}^{mn}} \right], \end{aligned} \quad (\text{A.17})$$

$$\begin{aligned} B_{mn}^{o,(1)} &= \frac{1}{i}e^{-iX_-^{mn}} \\ &\times \sum_{\sigma,\sigma'=\pm} \sigma' \left[ e^{i\pi[3(m+n)\sigma+(m-n)\sigma']/6} \frac{\sin[Y_{+,3(m+n)\sigma+(m-n)\sigma'}^{mn}]}{Y_{+,3(m+n)\sigma+(m-n)\sigma'}^{mn}} \right. \\ &+ e^{i\pi[3m\sigma+(2n+m)\sigma']/6} \frac{\sin[Y_{+,3m\sigma+(2n+m)\sigma'}^{mn}]}{Y_{+,3m\sigma+(2n+m)\sigma'}^{mn}} \\ &\left. - e^{i\pi[3n\sigma+(2m+n)\sigma']/6} \frac{\sin[Y_{+,3n\sigma+(2m+n)\sigma'}^{mn}]}{Y_{+,3n\sigma+(2m+n)\sigma'}^{mn}} \right], \end{aligned} \quad (\text{A.18})$$

$$\begin{aligned} C_{mn}^{o,(1)} &= \frac{1}{i}e^{iX_+^{mn}} \\ &\times \sum_{\sigma,\sigma'=\pm} \sigma' \left[ e^{i\pi[3(m+n)\sigma'+(n-m)\sigma]/6} \frac{\sin[Y_{-,3(m+n)\sigma'+(n-m)\sigma}^{mn}]}{Y_{-,3(m+n)\sigma'+(n-m)\sigma}^{mn}} \right. \\ &+ e^{i\pi[3m\sigma'-(2n+m)\sigma]/6} \frac{\sin[Y_{-,3m\sigma'-(2n+m)\sigma}^{mn}]}{Y_{-,3m\sigma'-(2n+m)\sigma}^{mn}} \\ &\left. - e^{i\pi[3n\sigma'-(2m+n)\sigma]/6} \frac{\sin[Y_{-,3n\sigma'-(2m+n)\sigma}^{mn}]}{Y_{-,3n\sigma'-(2m+n)\sigma}^{mn}} \right], \end{aligned} \quad (\text{A.19})$$

$$D_{mn}^{o,(1)} = |A_{mn}^{o,(1)} - B_{mn}^{o,(1)} - C_{mn}^{o,(1)}|^2, \quad (\text{A.20})$$

$$E_{mn}^{o,(1)} = |C_{mn}^{o,(1)} - B_{mn}^{o,(1)}|^2, \quad (\text{A.21})$$

$$\begin{aligned} F_{mn}^{o,(1)} &= (A_{mn}^{o,(1)} - B_{mn}^{o,(1)} - C_{mn}^{o,(1)})(C_{mn}^{o,(1)*} - B_{mn}^{o,(1)*}) \\ &+ (A_{mn}^{o,(1)*} - B_{mn}^{o,(1)*} - C_{mn}^{o,(1)*})(C_{mn}^{o,(1)} - B_{mn}^{o,(1)}), \end{aligned} \quad (\text{A.22})$$

$$\begin{aligned}
P_{mn}^{o,(1)}(\theta, \phi) = & D_{mn}^{o,(1)}(\cos^2 \phi + \cos^2 \theta \sin^2 \phi) \\
& + 3E_{mn}^{o,(1)}(\sin^2 \phi + \cos^2 \theta \cos^2 \phi) \\
& - \sqrt{3} F_{mn}^{o,(1)} \sin \phi \cos \phi \sin^2 \theta.
\end{aligned} \quad (\text{A.23})$$

We note that like the corresponding wave functions, the power distributions satisfy

$$P_{mn}^{e,(2,3)}(\theta, \phi) = P_{mn}^{e,(1)}(\theta, \phi \pm 2\pi/3), \quad (\text{A.24})$$

$$P_{mn}^{o,(2,3)}(\theta, \phi) = P_{mn}^{o,(1)}(\theta, \phi \pm 2\pi/3). \quad (\text{A.25})$$

## References

- [1] Ferguson B and Zhang X C 2002 *Nat. Mater.* **1** 26
- [2] Tonouchi M 2007 *Nat. Photon.* **1** 97
- [3] Walther C, Fischer M, Scalari G, Terazzi R, Hoyler N and Faist J 2007 *Appl. Phys. Lett.* **91** 131122
- [4] Fatholouloumi S, Dupont E, Chan C W I, Wasilewski Z R, Laframboise S R, Ban D, Mátyás A, Jirauschek C, Hu Q and Liu H C 2012 *Opt. Express* **20** 3866
- [5] Kiessling J, Breunig I, Schunemann P G, Buse K and Vodopyanov K 2013 *New J. Phys.* **15** 105014
- [6] Maestrini A, Ward J S, Gill J J, Lee C, Thomas B, Lin R H, Chattopadhyay G and Mehdi I 2010 *IEEE Trans. Microw. Theory Tech.* **58** 1925
- [7] Maestrini A et al 2012 *IEEE Trans. Terahertz Sci. Technol.* **2** 177
- [8] Lu Q Y, Slivken S, Bandyopadhyay N, Bai Y and Razeghi M 2014 *Appl. Phys. Lett.* **105** 201102
- [9] Koyama Y, Sekiguchi R and Ouchi T 2013 *Appl. Phys. Express* **6** 064102
- [10] Kanaya H, Sogabe R, Maekawa T, Suzuki S and Asada M 2014 *J. Infrared Millim. Terahertz Waves* **35** 425
- [11] Maekawa T, Kanaya H, Suzuki S and Asada M 2016 *Appl. Phys. Express* **9** 024101
- [12] Asada M and Suzuki S 2015 *Japan J. Appl. Phys.* **54** 070309
- [13] Josephson B D 1962 *Phys. Lett.* **1** 251
- [14] Barbara P, Cawthorne A B, Shitov S V and Lobb C J 1999 *Phys. Rev. Lett.* **82** 1963
- [15] Kleiner R, Steinmeyer F, Kunkel G and Müller P 1992 *Phys. Rev. Lett.* **68** 2394
- [16] Kleiner R and Müller P 1994 *Phys. Rev. B* **49** 1327
- [17] Klemm R A 2012 *Layered Superconductors* vol 1 (Oxford: Oxford University Press)
- [18] Mochiku T and Kadowaki K 1994 *Physica C* **235–40** 523
- [19] Mochiku T, Hirata K and Kadowaki K 1997 *Physica C* **282–7** 475
- [20] Ozyuzer L et al 2007 *Science* **318** 1291
- [21] Kadowaki K et al 2008 *Physica C* **468** 634
- [22] Minami H, Kakeya I, Yamaguchi H, Yamamoto T and Kadowaki K 2009 *Appl. Phys. Lett.* **95** 232511
- [23] Ozyuzer L et al 2009 *Supercond. Sci. Technol.* **22** 114009
- [24] Kashiwagi T et al 2011 *J. Phys. Soc. Japan* **80** 094709
- [25] Kashiwagi T et al 2012 *Japan J. Appl. Phys.* **51** 010113
- [26] Benseman T M, Koshelev A E, Gray K E, Kwok W K, Welp U, Kadowaki K, Tachiki M and Yamamoto T 2011 *Phys. Rev. B* **84** 064523
- [27] Koseoglu H, Turkoglu F, Simsek Y and Ozyuzer L 2011 *J. Supercond. Novel Magn.* **24** 1083
- [28] Kurter C, Ozyuzer L, Proslie T, Zasadzinski J F, Hinks D G and Gray K E 2010 *Phys. Rev. B* **81** 224518
- [29] Li M et al 2012 *Phys. Rev. B* **86** 060505
- [30] Minami H, Tsujimoto M, Kashiwagi T, Yamamoto T and Kadowaki K 2012 *IEICE Trans. Electron.* **E95-C** 347
- [31] Kakeya I, Omukai Y, Yamamoto T, Kadowaki K and Suzuki M 2012 *Appl. Phys. Lett.* **100** 242603
- [32] Turkoglu F, Koseoglu H, Demirhan Y, Ozyuzer L, Preu S, Malzer S, Simsek Y, Müller P, Yamamoto T and Kadowaki K 2012 *Supercond. Sci. Technol.* **25** 125004
- [33] Yuan J et al 2012 *Supercond. Sci. Technol.* **25** 075015
- [34] Tsujimoto M, Minami H, Delfanazari K, Sawamura M, Nakayama R, Kitamura T, Yamamoto T, Kashiwagi T, Hattori T and Kadowaki K 2012 *J. Appl. Phys.* **111** 123111
- [35] An D Y et al 2013 *Appl. Phys. Lett.* **102** 092601
- [36] Kadowaki K et al 2013 *Physica C* **491** 2
- [37] Benseman T M, Koshelev A E, Kwok W K, Welp U, Vlasko-Vlasov V K, Kadowaki K, Minami H and Watanabe C 2013 *J. Appl. Phys.* **113** 133902
- [38] Welp U, Kadowaki K and Kleiner R 2013 *Nat. Photon.* **7** 702
- [39] Kakeya I and Wang H B 2016 *Supercond. Sci. Technol.* **29** 073001
- [40] Niratisairak S, Haugen O, Johansen T H and Ishibashi T 2008 *Physica C* **468** 442
- [41] Wang H B, Guénon S, Yuan J, Iishi A, Arisawa S, Hatano T, Yamashita T, Koelle D and Kleiner R 2009 *Phys. Rev. Lett.* **102** 017006
- [42] Wang H B et al 2010 *Phys. Rev. Lett.* **105** 057002
- [43] Guénon S et al 2010 *Phys. Rev. B* **82** 214506
- [44] Gross B et al 2012 *Phys. Rev. B* **86** 094524
- [45] Klemm R A, LaBerge E R, Morley D R, Kashiwagi T, Tsujimoto M and Kadowaki K 2011 *J. Phys.: Condens. Matter* **23** 025701
- [46] Minami H, Watanabe C, Sato K, Sekimoto S, Yamamoto T, Kashiwagi T, Klemm R A and Kadowaki K 2014 *Phys. Rev. B* **89** 054503
- [47] Watanabe C, Minami H, Sekimoto S, Yamamoto T, Kashiwagi T, Klemm R A and Kadowaki K 2014 *J. Phys.: Condens. Matter* **26** 172201
- [48] Watanabe C et al 2015 *Appl. Phys. Lett.* **106** 042603
- [49] Watanabe C et al 2016 *Supercond. Sci. Technol.* **29** 065022
- [50] Krasnov V M 2011 *Phys. Rev. B* **83** 174517
- [51] Yurgens A A 2011 *Phys. Rev. B* **83** 184501
- [52] Tsujimoto M, Kambara H, Maeda Y, Yoshioka Y, Nakagawa Y and Kakeya I 2014 *Phys. Rev. Appl.* **2** 044016
- [53] Kashiwagi T et al 2014 *Appl. Phys. Lett.* **104** 022601
- [54] Kashiwagi T et al 2014 *Appl. Phys. Lett.* **104** 082603
- [55] Demirhan Y, Saglam H, Turkoglu F, Alaboz H, Ozyuzer L, Miyakawa N and Kadowaki K 2015 *Vacuum* **2B** 89
- [56] Zhou X J et al 2015 *Phys. Rev. Appl.* **3** 044012
- [57] Yamaki K, Tsujimoto M, Yamamoto T, Furukawa A, Kashiwagi T, Minami H and Kadowaki K 2011 *Opt. Express* **19** 3193
- [58] Tsujimoto M et al 2012 *Phys. Rev. Lett.* **108** 107006
- [59] Kitamura T et al 2014 *Appl. Phys. Lett.* **105** 202603
- [60] Sekimoto S, Watanabe C, Minami H, Yamamoto T, Kashiwagi T, Klemm R A and Kadowaki K 2013 *Appl. Phys. Lett.* **103** 182601
- [61] Benseman T M, Gray K E, Koshelev A E, Kwok W K, Welp U, Minami H, Kadowaki K and Yamamoto T 2013 *Appl. Phys. Lett.* **103** 022602
- [62] Ji M et al 2014 *Appl. Phys. Lett.* **105** 122602
- [63] Kashiwagi T et al 2015 *Appl. Phys. Lett.* **106** 092601
- [64] Kashiwagi T et al 2015 *Appl. Phys. Lett.* **107** 082601
- [65] Kashiwagi T et al 2015 *Phys. Rev. Appl.* **4** 054018
- [66] Asai H and Kawabata S 2014 *Appl. Phys. Lett.* **104** 112601
- [67] Rudau F et al 2015 *Phys. Rev. B* **91** 104513
- [68] Hao L Y et al 2015 *Phys. Rev. Appl.* **3** 024006
- [69] Minami H, Watanabe C, Kashiwagi T, Yamamoto T, Kadowaki K and Klemm R A 2016 *J. Phys.: Condens. Matter* **28** 025701

- [70] Tsujimoto M, Yamaki K, Deguchi K, Yamamoto T, Kashiwagi T, Minami H, Tachiki M, Kadowaki K and Klemm R A 2010 *Phys. Rev. Lett.* **105** 037005
- [71] Kadowaki K, Tsujimoto M, Yamaki K, Yamamoto T, Kashiwagi T, Minami H, Tachiki M and Klemm R A 2010 *J. Phys. Soc. Japan* **79** 023703
- [72] Klemm R A and Kadowaki K 2010 *J. Supercond. Novel Magn.* **23** 613
- [73] Klemm R A and Kadowaki K 2010 *J. Phys.: Condens. Matter* **22** 375701
- [74] Delfanazari K et al 2013 *Opt. Express* **21** 2171
- [75] Delfanazari K et al 2013 *Physica C* **491** 16
- [76] Delfanazari K et al 2014 *J. Infrared Millim. Terahertz Waves* **35** 131
- [77] Klemm R A, Rieck C T and Scharnberg K 2000 *Phys. Rev. B* **61** 5913
- [78] Klemm R A 2000 *Physica C* **341–8** 839
- [79] Lamé G 1833 *J. l'École Polytech.* **22** 194
- [80] Helsenajn J and James D S 1978 *IEEE Trans. Microw. Theory Tech.* **MTT-26** 95
- [81] Overfelt P L and White D J 1986 *IEEE Trans. Microw. Theory Tech.* **34** 161
- [82] McCartin B J 2002 *Math. Probl. Eng.* **8** 517
- [83] McCartin B J 2011 *Laplacian Eigenstructure of the Equilateral Triangle* (Ruse: Hikari)
- [84] Klemm R A, Delfanazari K, Tsujimoto M, Kashiwagi T, Kitamura T, Yamamoto T, Sawamura M, Ishida K, Hattori T and Kadowaki K 2013 *Physica C* **491** 30
- [85] Stambaugh N and Semon M 2013 *Can. J. Phys.* **99** 1
- [86] Cerkoney D P 2015 *Honors Thesis* (B. S.), University of Central Florida
- [87] Tinkham M 1964 *Group Theory and Quantum Mechanics* (New York: McGraw-Hill)
- [88] Boas M L 2006 *Mathematical Methods in the Physical Sciences* 3rd edn (Hoboken, NJ: Wiley)
- [89] Balanis C A 2005 *Antenna Theory, Analysis and Design* 3rd edn (Hoboken, NJ: Wiley)
- [90] Siddiqui J Y and Guha D 2007 *Microw. Rev.* **13** 8