

Department of Social Systems and Management

Discussion Paper Series

No. 1161

**Development of Computational Algorithms for
Evaluating Option Prices Associated with Square-Root
Volatility Processes**

by

Hideyuki Takada, Ushio Sumita, and Hui Jin

November 2006

UNIVERSITY OF TSUKUBA
Tsukuba, Ibaraki 305-8573
JAPAN

Development of Computational Algorithms for Evaluating Option Prices Associated with Square-Root Volatility Processes

Hideyuki TAKADA *, Ushio SUMITA and Hui JIN

November 10, 2006

Abstract The stochastic volatility model of Heston [6] has been accepted by many practitioners for pricing various financial derivatives, because of its capability to explain the smile curve of the implied volatility. While analytical results are available for pricing plain Vanilla European options based on the Heston model, there hardly exist any closed form solutions for exotic options. The purpose of this paper is to develop computational algorithms for evaluating the prices of such exotic options based on a bivariate birth-death approximation approach. Given the underlying price process S_t , the logarithmic process $U_t = \log S_t$ is first approximated by a birth-death process B_t^U via moment matching. A second birth-death process B_t^V is then constructed for approximating the stochastic volatility process V_t through infinitesimal generator matching. Efficient numerical procedures are developed for capturing the dynamic behavior of $\{B_t^U, B_t^V\}$. Consequently, the prices of any exotic options based on the Heston model can be computed as long as such prices are expressed in terms of the joint distribution of $\{S_t, V_t\}$ and the associated first passage times. As an example, the prices of down-and-out call options are evaluated explicitly, demonstrating speed and fair accuracy of the proposed algorithms.

Keywords: stochastic volatility, barrier option, birth-death process, Meixner polynomials, uniformization procedure

AMS 2000 Subject Classification: 60G15

1 Introduction

In the area of financial engineering, one of the most important and influential theoretical results would be the celebrated Black-Scholes formula obtained by Black and Scholes [2] for pricing options and other derivatives. The Black-Scholes model is built upon the following stochastic differential equation:

$$dS_t = \mu S_t dt + \sigma S_t dW_t . \tag{1.1}$$

*Mizuho

Here, the price of the underlying financial asset follows the stochastic process S_t with μ and σ describing the trend and the volatility of S_t respectively, and W_t is the standard Brownian motion. When the structure of maturity, pay-off and strike price is specified, options and other derivatives defined on S_t can be priced with no-arbitrage by solving (1.1) based on Ito's lemma and then applying the result to yield the desired pricing formula.

Since the development of the Black-Scholes model, many researchers have been trying to extend the original model so as to accommodate a variety of peculiar phenomena often observed in the market. For example, one of the major pitfalls of the original model can be found in that it can deal with only constant volatility σ . In reality, however, it is well known that the implied volatility (which can be obtained by solving the Black-Scholes formula for σ given the price, μ , maturity and strike price) forms a smile curve as a function of the strike price, and it is impossible to explain this phenomenon under the assumption of the constant volatility.

The problem of how to deal with stochastic volatility is first solved by Hull and White [7], where σ_t^2 is assumed to follow a geometric Brownian motion. Subsequently, another extension is studied by Stein and Stein [11], where σ_t^2 is considered to be an Ornstein-Uhlenbeck process. A more challenging stochastic volatility model is introduced by Heston [6] with a claim that the volatility of a price for many financial assets often follows a square-root process. More specifically, let S_t be the price of the underlying financial asset at time t governed by the Stochastic differential equation

$$\frac{dS_t}{S_t} = rdt + \sigma\sqrt{V_t}dW_t^{(1)}, \quad (1.2)$$

and the volatility process V_t itself is a diffusion process characterized by

$$dV_t = (a - bV_t)dt + \delta\sqrt{V_t}dW_t^{(2)}. \quad (1.3)$$

Here $\{W_t^{(1)}, W_t^{(2)}\}$ is a bivariate Brownian motion, and other parameters r, σ, a, b and δ are constant.

In studying these extended models, the focus has been to solve the associated stochastic differential equation and then to derive a new pricing formula corresponding to the Black-Scholes formula for plain Vanilla European options. In particular, the volatility smile mentioned before is constructed successfully based on the theoretical pricing formula in Heston [6]. Because of this reason, the square-root volatility process of Heston [6] has become quite prevalent among practitioners. To the best knowledge of the authors, however, no closed form solution is available for a variety of exotic options such as barrier options involving the Heston model. In other words, the study of the Heston model has been largely limited to the pricing of plain Vanilla European options. A rare exception is a recent paper by Gunter, Thomas and Uwe [5], where computational procedures have been developed for evaluating the prices of down-and-out call options. Their approach is based on discretization of the partial differential equation satisfied by the time-dependent reward function defined on the underlying stochastic processes. The discretization is necessary in both state and time, and the finite element methods are employed extensively for solving the resulting partial difference equations. Because of this, their approach may not be necessarily appropriate when the prices of various exotic options have to be evaluated repeatedly for many different sets of parameter values.

The purpose of this paper is to develop computational algorithms for capturing the dynamic behavior of the bivariate process $\{S_t, V_t\}$ characterized by (1.2) and (1.3). The

idea is to construct a bivariate birth-death process $\{B_t^U, B_t^V\}$ approximating $\{U_t, V_t\}$ where $U_t = \log S_t$. Prices of a variety of options including barrier options can then be readily computed with speed and accuracy. Our approach may be more systematic and can tolerate repeated computations better than the approach of Gunter, Thomas and Uwe [5] because of the following reasons.

(1) In Gunter, Thomas and Uwe [5], the discretized partial difference equation is developed directly for each reward process. Accordingly, the price computation has to be repeated almost independently for each option and for each parameter set. In our approach, the dynamic behavior of $\{S_t, V_t\}$ is first captured. The computational results for the dynamic behavior are common in evaluating any option price and can be used repeatedly. Furthermore, changes due to different parameter values are restricted entirely to the change of two birth-death stochastic matrices and the whole algorithmic procedures remain intact.

(2) In Gunter, Thomas and Uwe [5], both the state space and time have to be discretized. This means that, given a discretized time interval $[t, t + \Delta]$, the value of the underlying financial asset can move only in a lattice continuous manner. In contrast, our approach requires to discretize only the state space, and the approximating birth-death process can move from any state to any other state with positive probability in a time interval $[t, t + \Delta]$. This feature may be advantageous when the volatility level is high.

The structure of this paper is as follows. In Section 2, the square-root volatility model of Heston [6] is formally introduced. The time dependent conditional transition probability structure of $U_t = \log S_t$ is described explicitly. Section 3 discusses the birth-death process approximation of U_t where B_t^U is constructed explicitly via moment matching. In Section 4, the birth-death process B_t^V is constructed similarly but based on infinitesimal generator matching, approximating the square-root process V_t . The transition probability structure of $\{B_t^U, B_t^V\}$ is described in Section 5, and the volatility smile is evaluated as a function of both the strike price and maturity in Section 6. Finally, numerical results are presented in Section 7, demonstrating the computational efficiency for pricing down-and-call options defined on S_t .

2 Square Root Process for Stock Price Volatility

In this section, we consider a stochastic process defined as the logarithm of S_t associated with the stochastic volatility model of Heston [6] characterized by (1.2) and (1.3). We restrict ourselves to the case that $W_t^{(1)}$ and $W_t^{(2)}$ are independent. Furthermore, the condition $2a > \delta^2$ is imposed so that the square-root process V_t remains positive provided that the initial value is positive, see e.g. Lamberton and Lapeyre [10]. Given $V_t = v$, by using Ito's Lemma, Equation (1.2) can be rewritten as

$$d(\log S_t)|_{V_t=v} = (r - \frac{\sigma^2}{2}v)dt + \sigma\sqrt{v}dW_t^{(1)}. \quad (2.1)$$

With $S_0 = s_0$, this then leads to

$$\log S_t|_{V_t=v} = (r - \frac{\sigma^2}{2}v)t + \sigma\sqrt{v}(W_t^{(1)} - W_0^{(1)}) + \log s_0. \quad (2.2)$$

For notational convenience, let $U_t = \log S_t|_{V_t=v}$. Then (2.2) can be rewritten as

$$U_t = (r - \frac{\sigma^2}{2}v)t + \sigma\sqrt{v}(W_t^{(1)} - W_0^{(1)}) + u_0, \quad (2.3)$$

where $U_0 = u_0 = \log s_0$. Since $W_t^{(1)} - W_0^{(1)}$ follows the normal distribution $N(0, t)$, the distribution of U_t for each $t \geq 0$ is also normal with its mean and variance given by

$$\begin{cases} E[U_t|U_0 = u_0] &= u_0 + (r - \frac{\sigma^2}{2}v)t \\ Var[U_t|U_0 = u_0] &= \sigma^2vt. \end{cases} \quad (2.4)$$

Accordingly its conditional density function $g(u_0, x, t) = \frac{d}{dx}P[U_t \leq x|U_0 = u_0]$ is given by

$$g(u_0, x, t) = \frac{1}{\sqrt{2\pi\sigma^2vt}} \exp\left[-\frac{\{x - (u_0 + (r - \frac{\sigma^2}{2}v)t)\}^2}{2\sigma^2vt}\right]. \quad (2.5)$$

For tail probabilities of $g(u_0, x, t)$ with respect to x , we define

$$\bar{G}(u_0, x, t) = \int_x^\infty g(u_0, y, t)dy. \quad (2.6)$$

Values of $\bar{G}(u_0, x, t)$ can be computed with speed and accuracy, e.g. using the Laguerre transform where 12 digit accuracy is achieved for such computations. The reader is referred to Sumita [12], and Sumita and Kijima [13, 14] for further details.

3 Birth-Death Process Approximation of $U_t = \log S_t$ via Moment Matching

In order to develop computational procedures for evaluating the prices of European options and other exotic options defined on S_t of (1.2), we attempt to approximate the bivariate process $\{U_t, V_t\}$ by a Markov chain defined on another Markov chain. For this purpose, we first approximate the stochastic process U_t by a birth-death process B_t^U via a moment matching method. Let $R_U = [u_{Begin}, u_{End}]$ be a subset of the state space of U_t such that

$P[U_t \in R_U]$ is almost one. More formally, given a sufficiently small $\epsilon > 0$, there exist u_{Begin} and u_{End} such that

$$1 - P[U_t \in R_U] < \epsilon \text{ for all } t \geq 0. \quad (3.1)$$

A discrete state space $\mathcal{N} = \{0, 1, 2, \dots, N\}$ is then introduced where $u_0 = u_{Begin}$, $u_N = u_{End}$, and

$$h_U = u_i - u_{i-1}, \quad i = 1, 2, \dots, N. \quad (3.2)$$

Let $R_V = [v_{Begin}, v_{End}]$ be defined similarly for the process V_t with $\mathcal{J} = \{0, 1, \dots, J\}$ where $v_0 = v_{Begin}$, $v_J = v_{End}$,

$$1 - P[V_t \in R_V] < \epsilon \text{ for all } t \geq 0, \quad (3.3)$$

and

$$h_V = v_j - v_{j-1}, \quad j = 1, 2, \dots, J. \quad (3.4)$$

Given $V_t = v_j$, $j \in \mathcal{J}$, we now approximate the process U_t by a birth-death process B_t^U defined on \mathcal{N} . Suppose that the approximating birth-death process is governed by a hazard rate matrix

$$\underline{\underline{\nu}}_U(j) = \begin{pmatrix} 0 & \nu_0^+(j) & 0 & 0 & \dots & 0 & 0 & 0 \\ \nu_1^-(j) & 0 & \nu_1^+(j) & 0 & \dots & 0 & 0 & 0 \\ 0 & \nu_2^-(j) & 0 & \nu_2^+(j) & \dots & 0 & 0 & 0 \\ \vdots & \vdots & \vdots & \vdots & \ddots & \vdots & \vdots & \vdots \\ 0 & 0 & 0 & 0 & \dots & 0 & \nu_{N-2}^+(j) & 0 \\ 0 & 0 & 0 & 0 & \dots & \nu_{N-1}^-(j) & 0 & \nu_{N-1}^+(j) \\ 0 & 0 & 0 & 0 & \dots & 0 & \nu_N^-(j) & 0 \end{pmatrix}, \quad (3.5)$$

where $\nu_i^+(j)$ and $\nu_i^-(j)$ denote the upward transition rate and the downward transition rate at state $i \in \mathcal{N}$ respectively. The idea behind the moment matching method proposed here is to determine $\underline{\underline{\nu}}_U(j)$ in such a way that the following equation holds true.

$$\log E[e^{-\theta dU_t} | U_t = u_i] = \log E[e^{-\theta dB_t^U} | B_t^U = i] + o(\theta^2)dt. \quad (3.6)$$

The following theorem can then be shown.

Theorem 3.1 *Given $V_t = v_j$, $j \in \mathcal{J}$, let B_t^U be a birth-death process on \mathcal{N} governed by $\underline{\underline{\nu}}_U(j)$ of (3.5) satisfying (3.6). One then has $\nu_0^+(j) = \nu_N^-(j) = \frac{\sigma^2 v_j}{h_U^2}$ and, for $i \in \mathcal{N} \setminus \{0, N\}$,*

$$\begin{cases} \nu_i^+(j) &= \frac{\sigma^2 v_j + h_U(r - \frac{\sigma^2 v_j}{2})}{2h_U^2}, \\ \nu_i^-(j) &= \frac{\sigma^2 v_j - h_U(r - \frac{\sigma^2 v_j}{2})}{2h_U^2}. \end{cases} \quad (3.7)$$

Proof. Given $V_t = v_j$, we first note that

$$\begin{aligned} \log E[e^{-\theta dU_t} | U_t = u_i] &= -E[\theta dU_t] + \frac{1}{2} \text{Var}[\theta dU_t] + o(\theta^2)dt \\ &= -\theta(r - \frac{\sigma^2}{2}v_j)dt + \frac{1}{2}\theta^2\sigma^2v_jdt + o(\theta^2)dt. \end{aligned} \quad (3.8)$$

On the other hand, under (3.6), one has

$$\begin{aligned} & \log E[e^{-\theta(u_t + \Delta t - u_t)} | U_t = u_i] \\ &= \log[\{1 - \Delta t(\nu_i^-(j) + \nu_i^+(j))\} + \nu_i^-(j)\Delta t e^{-\theta(u_{i-1} - u_i)} + \nu_i^+(j)\Delta t e^{-\theta(u_{i+1} - u_i)} + o(\Delta t)] \\ & \quad + o(\theta^2)\Delta t. \end{aligned}$$

Since $h_U = u_i - u_{i-1}$, using the Talyor expansions of $e^{-\theta h_U}$ and $e^{\theta h_U}$, the above equation leads to

$$\begin{aligned} & \log \left[1 - \{\nu_i^-(j) + \nu_i^+(j)\}\Delta t + \nu_i^-(j)\Delta t \left\{ 1 + \theta h_U + \frac{1}{2}\theta^2 h_U^2 + o(\theta^2) \right\} \right. \\ & \quad \left. + \nu_i^+(j)\Delta t \left\{ 1 - \theta h_U + \frac{1}{2}\theta^2 h_U^2 + o(\theta^2) \right\} + o(\Delta t) \right] + o(\theta^2)\Delta t \\ &= \log \left[1 + \Delta t \left\{ -(\nu_i^-(j) - \nu_i^+(j))h_U\theta + (\nu_i^-(j) + \nu_i^+(j))\frac{1}{2}h_U^2\theta^2 + o(\theta^2) \right\} + o(\Delta t) \right] + o(\theta^2)\Delta t. \end{aligned}$$

By employing the identity $\log(1+x) = \sum_{k=1}^{\infty} (-1)^{k-1} \frac{x^k}{k}$, it follows that

$$\log E[e^{-\theta(u_t + \Delta t - u_t)} | U_t = u_i] = \Delta t \left\{ -(\nu_i^-(j) - \nu_i^+(j))h_U\theta + (\nu_i^-(j) + \nu_i^+(j))\frac{1}{2}h_U^2\theta^2 + o(\theta^2) \right\} + o(\Delta t),$$

or equivalently

$$\begin{aligned} \log E[e^{-\theta dU_t} | U_t = u_i] &= \lim_{\Delta t \rightarrow 0} \frac{\log E[e^{-\theta(u_t + \Delta t - u_t)} | U_t = u_i]}{\Delta t} dt \\ &= -\{\nu_i^-(j) - \nu_i^+(j)\}h_U\theta dt + \{\nu_i^-(j) + \nu_i^+(j)\}\frac{1}{2}h_U^2\theta^2 dt + o(\theta^2)dt, \end{aligned} \quad (3.9)$$

where $\nu_0^-(j) = \nu_N^+(j) = 0$. Comparing (2.8) with (2.9), one then has, for $i \in \mathcal{N} \setminus \{0, N\}$,

$$\begin{cases} r - \frac{\sigma^2}{2}v_j &= h_U\nu_i^-(j) - h_U\nu_i^+(j), \\ \sigma^2v_j &= h_U^2\nu_i^-(j) + h_U^2\nu_i^+(j), \end{cases} \quad (3.10)$$

and $\nu_0^+(j) = \nu_N^-(j) = \frac{\sigma^2v_j}{h_U^2}$. The theorem now follows by solving (3.10) for $\nu_i^-(j)$ and $\nu_i^+(j)$. \square

It should be noted that

$$\nu_i^+(j) + \nu_i^-(j) = \frac{\sigma^2v_j}{h_U^2}, \quad (3.11)$$

so that $\nu_i^+(j) + \nu_i^-(j)$ is independent of i and constant when σ , v_j and h_U are determined.

Given $U_0 = u_0$, the tail probability $\overline{G}(u_0, x, t)$ of U_t at x is defined in (2.6) and can be computed via the Laguerre transform with 12 digit accuracy. When U_t is approximated by the birth-death process B_t^U , this tail probability is approximated accordingly by $\overline{G}(i_m, i_n, t)$, $i_m, i_n \in \mathcal{N}$, describing the sum of the transition probabilities of B_t^U from i_m to i for $i_n \leq i \leq N$ at time t , where i_m and i_n in \mathcal{N} correspond to the closest points to u_0 and x respectively. One then expects that

$$\overline{G}(i_m, i_n, t) \rightarrow \overline{G}(u_0, x, t) \text{ as } h_U \rightarrow 0. \quad (3.12)$$

In Table 2.1 below, numerical results are presented for demonstrating the accuracy of the birth-death approximation of U_t by B_t^U based on (3.12). For necessary parameter values,

we set $r = 0.1$, $\sigma = 1$, $v_j = 0.05$, $s_0 = 100$, $t = 1$ and $N = 500$. Values of $\overline{G}(i_m, i_n, t)$ can be computed in a manner similar to Algorithm 3.1 of Gotoh, Jin and Sumita [4] with little alteration. We note that the transition rates of B_t^U should satisfy Equation (3.7). Furthermore, in order to keep both $\nu_i^+(j)$ and $\nu_i^-(j)$ in (3.7) positive, h_U should satisfy

$$h_U < \frac{\sigma^2 v_j}{r - \frac{\sigma^2}{2} v_j}. \quad (3.13)$$

In order to employ the uniformization procedure of Keilson [9], the underlying uniformization constant is set to be $\nu = \frac{\sigma^2 v_j}{h_U^2}$. As one can see, 4 digit accuracy below the decimal point is observed throughout Table 2.1.

Table 2.1 Comparison of Tail Probabilities
($r = 0.1, \sigma = 1, v_j = 0.05, S_0 = 100, t = 1, N = 500$)

Range : $S_t = e^{U_t}$	i_n	x	$G(i_m, i_n, t)$	$G(u_0, x, t)$	$ G(i_m, i_n, t) - G(u_0, x, t) $
93.5139	231	4.5381	0.737382	0.737387	0.000005
94.1431	232	4.5448	0.727511	0.727517	0.000006
94.7766	233	4.5515	0.717460	0.717466	0.000007
95.4143	234	4.5582	0.707233	0.707240	0.000007
96.0563	235	4.5649	0.696838	0.696846	0.000008
96.7026	236	4.5716	0.686281	0.686290	0.000009
97.3533	237	4.5783	0.675569	0.675579	0.000010
98.0083	238	4.5851	0.664710	0.664720	0.000010
98.6678	239	4.5918	0.653712	0.653723	0.000011
99.3316	240	4.5985	0.642582	0.642594	0.000012
$S_0 = 100.0000$	$i_m = 241$	$u_0 = 4.6052$	0.631329	0.631342	0.000013
100.6729	242	4.6119	0.619963	0.619977	0.000013
101.3502	243	4.6186	0.608493	0.608507	0.000014
102.0322	244	4.6253	0.596927	0.596942	0.000015
102.7187	245	4.6320	0.585276	0.585292	0.000016
103.4098	246	4.6387	0.573549	0.573566	0.000016
104.1056	247	4.6454	0.561757	0.561774	0.000017
104.8061	248	4.6521	0.549910	0.549928	0.000018
105.5113	249	4.6588	0.538019	0.538037	0.000018
106.2212	250	4.6655	0.526093	0.526112	0.000019
106.9360	251	4.6722	0.514144	0.514163	0.000020

4 Birth-Death Process Approximation of V_t via Infinitesimal Generator Matching

For approximating the bivariate process $\{U_t, V_t\}$ by a Markov chain defined on another Markov chain, the second step is to find a birth-death process B_t^V representing a discretized version of V_t . Unlike the previous discussion concerning U_t , however, the moment matching approach of Section 2 is not applicable here simply because $E[e^{-\theta dV_t} | V_t = v_j]$ is not readily

available. As an alternative approach, following Albanese and Kuznetsov [1], the birth-death process B_t^V is constructed in such a way that the second order difference equations satisfied by the orthogonal polynomials associated with B_t^V parallel the second order differential equations associated with the square-root process V_t .

Let $f(x_0, x, t)$ be the conditional density function of the square-root process V_t defined in (1.3), i.e.

$$f(x_0, x, t) = \frac{d}{dx} P[V_t \leq x | V_0 = x_0]. \quad (4.1)$$

For $R^+ = (0, \infty)$, let

$$L = \{q : R^+ \rightarrow R^+ \mid \int_0^\infty f(x_0, x, t)q(x)dx < \infty \text{ for any } t \geq 0, x_0 \geq 0\} \quad (4.2)$$

and define an operator $\mathcal{P}_t : L \times \{t\} \rightarrow R^+$ by

$$(\mathcal{P}_t q)_{(x_0)} = E_{x_0}[q(V_t)] = \int_0^\infty f(x_0, x, t)q(x)dx. \quad (4.3)$$

Given a, b and δ associated with V_t in (1.3), let \mathcal{L} be an operator defined by

$$\mathcal{L} \stackrel{\text{def.}}{=} (a - bx) \frac{d}{dx} + \frac{\delta^2 x}{2} \frac{d^2}{dx^2}. \quad (4.4)$$

It is then known, see e.g. Schoutens [15], that the operators \mathcal{P}_t and \mathcal{L} are related to each other by the Kolmogorov forward equation

$$\frac{\partial}{\partial t} (\mathcal{P}_t q)_{(x_0)} = \mathcal{L}(\mathcal{P}_t q)_{(x_0)} = \mathcal{P}_t(\mathcal{L}q)_{(x_0)}, \quad (4.5)$$

or equivalently

$$\frac{\partial}{\partial t} \int_0^\infty f(x_0, x, t)q(x)dx = \int_0^\infty f(x_0, x, t)\mathcal{L}q(x)dx. \quad (4.6)$$

Because of the commutativity of \mathcal{L} and \mathcal{P}_t in (4.5), the operator \mathcal{P}_t may be written symbolically as

$$\mathcal{P}_t = e^{t\mathcal{L}} = \sum_{k=0}^{\infty} \frac{t^k \mathcal{L}^k}{k!}, \quad (4.7)$$

where \mathcal{L}^0 is the identity operator and \mathcal{L}^k for $k \geq 1$ means that the operator \mathcal{L} is applied k times repeatedly. In this sense, the operator \mathcal{L} can be interpreted as the infinitesimal generator of the square-root process V_t .

In order to find the birth-death process B_t^V representing a discrete version of V_t , our approach is to find an infinitesimal generator matrix \underline{Q} of a birth-death process which parallels the operator \mathcal{L} . For this purpose, following Albanese and Kuznetsov [1], we exploit the fact that a discrete operator generated by Meixner polynomials associated with a linear birth-death process is similar to \mathcal{L} . More specifically, a linear birth-death process is considered where upward transition rates λ_j ($j \geq 0$) and downward transition rates μ_j ($j \geq 1$) are given by

$$\lambda_j = \beta c + jc, \quad j \geq 0; \quad \mu_j = j, \quad j \geq 1, \quad (4.8)$$

with $\beta > 0$ and $0 < c < 1$. It is known, see Karlin and McGregor [8], that the set of orthogonal polynomials, called Meixner polynomials, associated with this birth-death process can be generated by the recursive formula

$$M_{n+1}(x; \beta, c) = \frac{1}{c(n+\beta)} [\{(c-1)x + n + (n+\beta)c\}M_n(x; \beta, c) - nM_{n-1}(x; \beta, c)] \quad (4.9)$$

for $n \geq 1$ starting with $M_0(x; \beta, c) = 1$ and $M_1(x; \beta, c) = \{(c-1)x + n + (n+\beta)c\}/\{c(n+\beta)\}$.

We recall that, given a sufficiently small $\epsilon > 0$, $R_V = [v_{Begin}, v_{End}]$ is determined so that (3.3) is satisfied. By discretizing R_V with J equal intervals, one has h_V as given in (3.4). Corresponding to L in (4.2), let

$$\widehat{L} = \{\underline{\hat{q}} = [\hat{q}(0), \dots, \hat{q}(J)] \mid \hat{q}(j) = q(v_j), q \in L, j \in \mathcal{J}\}, \quad (4.10)$$

where $\mathcal{J} = \{0, 1, \dots, J\}$. In parallel with the continuum operator $\mathcal{L} : L \rightarrow R$ given in (4.4), a discrete operator $\widehat{\mathcal{L}} : \widehat{L} \rightarrow R$ is introduced as

$$\widehat{\mathcal{L}} \stackrel{\text{def.}}{=} M \times \{(\beta c - (1-c)j)\nabla + j\nabla^2\}, \quad j \in \{0, 1, \dots, J\}, \quad (4.11)$$

where M is a positive constant and, for a vector $\underline{\hat{q}} = [\hat{q}(0), \dots, \hat{q}(J)]$, ∇ and ∇^2 are defined in the following manner. We first define

$$\nabla^+ \hat{q}(j) = \hat{q}(j+1) - \hat{q}(j); \quad \nabla^- \hat{q}(j) = \hat{q}(j) - \hat{q}(j-1), \quad (4.12)$$

where $\hat{q}(j) = 0$ whenever $j \notin \mathcal{J}$. Based on (4.12), ∇ and ∇^2 are now given as

$$\begin{cases} \nabla \hat{q}(j) &= \nabla^+ \hat{q}(j) = \hat{q}(j+1) - \hat{q}(j); \\ \nabla^2 \hat{q}(j) &= \nabla^+ \nabla^- \hat{q}(j) = \hat{q}(j+1) + \hat{q}(j-1) - 2\hat{q}(j). \end{cases} \quad (4.13)$$

By comparing $\mathcal{L}[q(v_j)]$ with $\widehat{\mathcal{L}}[\hat{q}(j)]$, and matching the coefficients of d/dx and $(d/dx)^2$ with those of ∇ and ∇^2 , one finds that

$$\begin{cases} M &= \frac{\delta^2}{2h_V}, \\ c &= 1 - \frac{2h_V b}{\delta^2}, \\ \beta &= \frac{2a}{c\delta^2}. \end{cases} \quad (4.14)$$

Consequently, the square-root process V_t can be approximated by the linear birth-death process B_t^V defined on $\mathcal{J} = \{0, 1, \dots, J\}$ governed by upward transition rates $M\lambda_j$ ($j \geq 0$) and downward transition rates $M\mu_j$ ($j \geq 1$) where λ_j and μ_j are as given in (4.8) with M , c and β as defined in (4.14).

5 Transition Probability Structure of $\{B_t^U, B_t^V\}$

Based on the previous discussions, one now sees that the bivariate birth-death process $\{B_t^U, B_t^V\}$ approximates the bivariate process $\{U_t, V_t\}$, where the transition probability structure of $\{B_t^U, B_t^V\}$ is characterized by the following transition rate matrix $\underline{\underline{\nu}}$:

$$\underline{\underline{\nu}} = \begin{pmatrix} \underline{\underline{\nu}}_U(0) & \lambda_0 \underline{\underline{I}} & 0 & \dots & 0 & 0 & 0 & \dots & 0 & 0 & 0 \\ \mu_1 \underline{\underline{I}} & \underline{\underline{\nu}}_U(1) & \lambda_1 \underline{\underline{I}} & \dots & 0 & 0 & 0 & \dots & 0 & 0 & 0 \\ \vdots & \vdots & \vdots & \ddots & \ddots & \ddots & \ddots & \ddots & \vdots & \vdots & \vdots \\ 0 & 0 & 0 & \dots & \mu_j \underline{\underline{I}} & \underline{\underline{\nu}}_U(j) & \lambda_j \underline{\underline{I}} & \dots & 0 & 0 & 0 \\ \vdots & \vdots & \vdots & \ddots & \ddots & \ddots & \ddots & \ddots & \vdots & \vdots & \vdots \\ 0 & 0 & 0 & \dots & 0 & 0 & 0 & \dots & \mu_{J-1} \underline{\underline{I}} & \underline{\underline{\nu}}_U(J-1) & \lambda_{J-1} \underline{\underline{I}} \\ 0 & 0 & 0 & \dots & 0 & 0 & 0 & \dots & 0 & \mu_J \underline{\underline{I}} & \underline{\underline{\nu}}_U(J) \end{pmatrix}. \quad (5.1)$$

Here λ_j and μ_j are given in (4.8) with $\underline{\nu}_U(j)$ as in (3.5).

Let $\underline{\underline{P}}(t) = [p_{(i_m, j_k), (i_n, j_l)}(t)]$, $i_m, i_n \in \mathcal{N}$; $j_l, j_k \in \mathcal{J}$ be the transition probability matrix of $\{B_t^U, B_t^V\}$. In what follows, we show how to evaluate $\underline{\underline{P}}(t)$ based on the uniformization procedure of Keilson [9]. Given a matrix $\underline{l} = [l_{ij}]$, let $l_i = \sum_j l_{ij}$ and define the diagonal matrix \underline{l}_D by $\underline{l}_D = [\delta_{\{i=j\}} l_i]$, where $\delta_{\{P\}} = 1$ if statement P holds true and $\delta_{\{P\}} = 0$ otherwise. For $\underline{\nu}$ of (5.1), the block diagonal matrices of $\underline{\nu}_D$ are then given by

$$\begin{cases} \underline{\nu}_{U:D}(0) + \lambda_0 \underline{I} & j = 0, \\ \underline{\nu}_{U:D}(j) + (\mu_j + \lambda_j) \underline{I} & j = 1, 2, \dots, J-1, \\ \underline{\nu}_{U:D}(J) + \mu_J \underline{I} & j = J. \end{cases} \quad (5.2)$$

We note that $\underline{\nu}_{U:D}(j)$ is the diagonal matrix generated by the row sums of $\underline{\nu}_U(j)$. From the Kolmogorov forward equation $\frac{d}{dt} \underline{\underline{P}}(t) = \underline{\underline{P}}(t) \underline{Q}$, one has

$$\underline{\underline{P}}(t) = e^{t \underline{Q}}; \quad \underline{Q} = -\underline{\nu}_D + \underline{\nu}. \quad (5.3)$$

Let ν be a positive number which is larger than or equal to the maximum diagonal element of $\underline{\nu}_D$ and define a matrix \underline{a}_ν by

$$\underline{a}_\nu \stackrel{\text{def}}{=} \underline{I} - \frac{1}{\nu} \underline{\nu}_D + \frac{1}{\nu} \underline{\nu}. \quad (5.4)$$

It can be readily seen that \underline{a}_ν is a stochastic matrix. From (5.3) and (5.4), one has $\underline{a}_\nu = \underline{I} + \frac{1}{\nu} \underline{Q}$ so that $\underline{Q} = -\nu[\underline{I} - \underline{a}_\nu]$. Substituting this into (5.3), it then follows that

$$\underline{\underline{P}}(t) = e^{-\nu t [\underline{I} - \underline{a}_\nu]} = \sum_{k=0}^{\infty} e^{-\nu t} \frac{(\nu t)^k}{k!} \underline{a}_\nu^k \quad (5.5)$$

where $\underline{a}_\nu^0 = \underline{I}$. Since the series representation of (5.5) involves only nonnegative numbers, the computational procedure is stable and a fairly large size of matrices can be incorporated with speed and high accuracy. In addition, for the application of this paper, it is possible to exploit the underlying block tridiagonal structure for reducing the computational burden substantially, as we will see next.

Let $\underline{a}_{U:\nu}(j)$ be defined by

$$\underline{a}_{U:\nu}(j) = \underline{I} - \frac{1}{\nu} \underline{\nu}_{U:D}(j) + \frac{1}{\nu} \underline{\nu}_U(j), \quad j = 0, 1, \dots, J. \quad (5.6)$$

Furthermore, we also introduce

$$\hat{\underline{a}}_{U:\nu}(j) = \begin{cases} \underline{a}_{U:\nu}(0) - \frac{\lambda_0}{\nu} \underline{I} & j = 0, \\ \underline{a}_{U:\nu}(j) - \frac{\mu_j + \lambda_j}{\nu} \underline{I} & j = 1, 2, \dots, J-1, \\ \underline{a}_{U:\nu}(J) - \frac{\mu_J}{\nu} \underline{I} & j = J. \end{cases} \quad (5.7)$$

The stochastic matrix \underline{a}_ν of (5.4) for the application of this paper can then be given as

$$\underline{a}_\nu = \begin{pmatrix} \hat{\underline{a}}_{U:\nu}(0) & \frac{\lambda_0}{\nu} \underline{I} & 0 & \dots & 0 & 0 & 0 & \dots & 0 & 0 & 0 \\ \frac{\mu_1}{\nu} \underline{I} & \hat{\underline{a}}_{U:\nu}(1) & \frac{\lambda_1}{\nu} \underline{I} & \dots & 0 & 0 & 0 & \dots & 0 & 0 & 0 \\ \vdots & \vdots & \vdots & \ddots & \ddots & \ddots & \ddots & \ddots & \vdots & \vdots & \vdots \\ 0 & 0 & 0 & \dots & \frac{\mu_j}{\nu} \underline{I} & \hat{\underline{a}}_{U:\nu}(j) & \frac{\lambda_j}{\nu} \underline{I} & \dots & 0 & 0 & 0 \\ \vdots & \vdots & \vdots & \ddots & \ddots & \ddots & \ddots & \ddots & \vdots & \vdots & \vdots \\ 0 & 0 & 0 & \dots & 0 & 0 & 0 & \dots & \frac{\mu_{J-1}}{\nu} \underline{I} & \hat{\underline{a}}_{U:\nu}(J-1) & \frac{\lambda_{J-1}}{\nu} \underline{I} \\ 0 & 0 & 0 & \dots & 0 & 0 & 0 & \dots & 0 & \frac{\mu_J}{\nu} \underline{I} & \hat{\underline{a}}_{U:\nu}(J) \end{pmatrix}. \quad (5.8)$$

For evaluating the implied volatility and exotic option prices associated with (1.2) and (1.3), what we actually need is the state probability vector given an initial state probability vector, not the transition probability matrix itself. In this regard, we define the state probability vector $\underline{p}^\top(t)$ by

$$\underline{p}^\top(t) = [\underline{p}_0^\top(t), \dots, \underline{p}_j^\top(t), \dots, \underline{p}_J^\top(t)] \quad (5.9)$$

where $\underline{p}_j^\top(t) = [p_{(0,j)}(t), \dots, p_{(N,j)}(t)]$ and

$$p_{(i,j)}(t) = P[U_t = i, V_t = j | \underline{p}^\top(0)]. \quad (5.10)$$

According to (5.5), $\underline{p}^\top(t) = \underline{p}^\top(0) \times \underline{\underline{P}}(t)$ can be evaluated by

$$\underline{p}^\top(t) = \sum_{k=0}^{\infty} e^{-\nu t} \frac{(\nu t)^k}{k!} \underbrace{\underline{p}^\top(0) \underline{\underline{a}}_\nu^k}_A, \quad (5.11)$$

where the underbraced part A can be evaluated by

$$\begin{cases} \underline{p}_0^\top(t) &= \underline{p}_0^\top(0) \hat{\underline{a}}_{U:D}(0) + \frac{\mu_1}{\nu} \underline{p}_1^\top(0) & j = 0, \\ \underline{p}_j^\top(t) &= \frac{\lambda_{j-1}}{\nu} \underline{p}_{j-1}^\top(0) + \underline{p}_j^\top(0) \hat{\underline{a}}_{U:D}(j) + \frac{\mu_{j+1}}{\nu} \underline{p}_{j+1}^\top(0) & j = 1, 2, \dots, J-1, \\ \underline{p}_J^\top(t) &= \frac{\lambda_{J-1}}{\nu} \underline{p}_{J-1}^\top(0) + \underline{p}_J^\top(0) \hat{\underline{a}}_{U:D}(J) & j = J. \end{cases} \quad (5.12)$$

Consequently, for each $i \in \mathcal{N}$, we can evaluate the probability $\tilde{p}_i(t)$ that $U_t = i$ given an initial state probability vector $\underline{p}^\top(0)$ by

$$\tilde{p}_i(t) = \sum_{j \in \mathcal{J}} p_{(i,j)}(t). \quad (5.13)$$

6 Computational Assessment of Volatility Smile for European Call Options Defined on S_t

Based on $[\tilde{p}_i(t)]_{i \in \mathcal{N}}$ given in (5.13), it is now possible to evaluate the price $\hat{C}(K, T)$ of an European call option defined on $S_t \in e^{Rt}$ for $0 \leq t \leq T$ with strike price K and maturity time T as

$$\hat{C}(K, T) = e^{-rT} E[\{S_T - K\}^+] = e^{-rT} \sum_{i=0}^N \{e^{u_i} - K\}^+ \tilde{p}_i(T) \quad (6.1)$$

where $\{a\}^+ = \max\{a, 0\}$. Substituting this price of (6.1) into the Black-Scholes formula, one sees that

$$\hat{C}(K, T) = S_0 \Phi \left(\frac{\log \frac{S_0}{K} + (r + \frac{\hat{\sigma}^2(K, T)}{2})T}{\hat{\sigma}(K, T) \sqrt{T}} \right) - e^{-rT} K \Phi \left(\frac{\log \frac{S_0}{K} + (r - \frac{\hat{\sigma}^2(K, T)}{2})T}{\hat{\sigma}(K, T) \sqrt{T}} \right), \quad (6.2)$$

where $\Phi(x) = \frac{1}{\sqrt{2\pi}} \int_{-\infty}^x \exp(-\frac{y^2}{2}) dy$. Of particular interest is the implied volatility obtained by solving (6.2) for $\hat{\sigma}(K, T)$.

In what follows, we develop an algorithmic procedure for evaluating $\hat{\sigma}(K, T)$ as a function of K and T . For notational convenience, the following functions are introduced:

$$h^+(\sigma) \stackrel{\text{def}}{=} \frac{\log \frac{S_0}{K} + (r + \frac{\sigma^2}{2})T}{\sigma \sqrt{T}}; \quad h^-(\sigma) \stackrel{\text{def}}{=} h^+(\sigma) - \sigma \sqrt{T}, \quad (6.3)$$

and

$$g(\sigma) \stackrel{\text{def}}{=} S_0 \Phi(h^+(\sigma)) - e^{-rT} K \Phi(h^+(\sigma) - \sigma \sqrt{T}). \quad (6.4)$$

Algorithm 6.1 (Implied Volatility of the European Call Option)

Input :

- ▷ r : interest rate
- ▷ K : strike price of the option
- ▷ T : maturity time of the option
- ▷ $[u_i]_{i \in \mathcal{N}}$: discrete state space of B_t^U
- ▷ $[\sigma^-, \sigma^+]$: the range of implied volatility satisfying $g(\sigma^-) < \hat{C}(K, T) < g(\sigma^+)$.
- ▷ ϵ : parameter for stopping the search of implied volatility

Output:

◁ $\hat{\sigma}(K, T)$: Implied Volatility

Procedure:

1. Compute $[\tilde{p}_i(T)]_{i \in \mathcal{N}}$ and $\hat{C}(K, T)$ based on (5.13) and (6.1) respectively.
2. Loop: Let $\sigma \leftarrow \frac{\sigma^- + \sigma^+}{2}$ and calculate $g(\sigma)$ by (6.4).
3. If $g(\sigma) < \hat{C}(K, T)$, set $\sigma^- \leftarrow \sigma$ and $g(\sigma^-) \leftarrow g(\sigma)$; otherwise, set $\sigma^+ \leftarrow \sigma$ and $g(\sigma^+) \leftarrow g(\sigma)$.
4. Calculate $|g(\sigma^+) - g(\sigma^-)|$. If $|g(\sigma^+) - g(\sigma^-)| < \epsilon$, set $\hat{\sigma}(K, T) \leftarrow \sigma$ and stop; otherwise go to 2.

Numerical results for $\hat{C}(K, T)$ and $\hat{\sigma}(K, T)$ are plotted in Figures 6.1 and 6.2 respectively, where the parameters are set as $r = 0.1$, $\sigma = 1$, $a = 0.09$, $b = 0.1$ and $\delta = 0.8$ with initial values $S_0 = s_0 = 100$ and $V_0 = 0.05$. The range for the strike price is taken to be $60 \leq K \leq 200$ and the range for the maturity time is $1 \leq T \leq 2.5$. The discrete state space of S_t is set to be $[e^{u_i}]_{i \in \mathcal{N}} = [20, 30, \dots, 490, 500]$ and that of V_t is $[v_j]_{j \in \mathcal{J}} = [0.05, 0.1, \dots, 2.0]$. It should be noted that the well-known smile curve can be observed along the K -axis, and the smile curve rises monotonically as T increases.

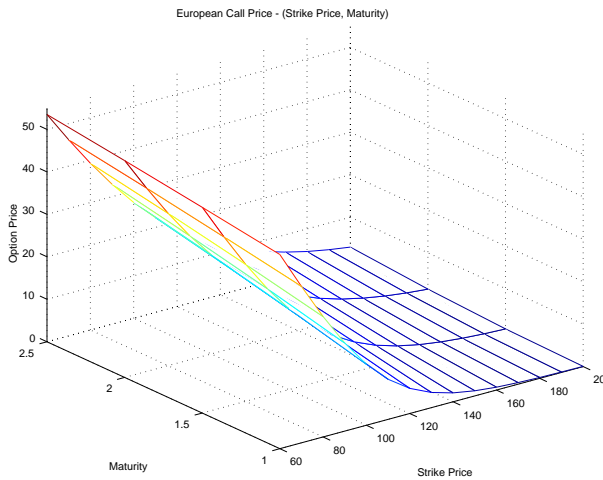


Figure 6.1: Price of European Call Option

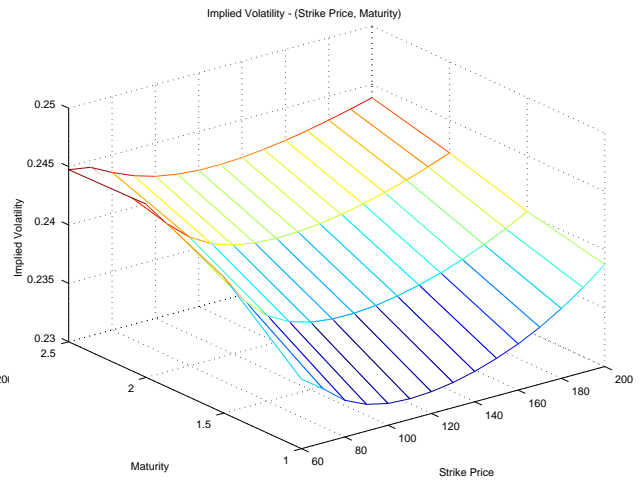


Figure 6.2: Volatility Smile of European Call

Also of interest are the Δ and Γ of the European call options defined as

$$\frac{\partial \hat{C}(K, T)}{\partial S_0} \approx \frac{\hat{C}(K, T)|_{s_0+\Delta s_0} - \hat{C}(K, T)|_{s_0}}{\Delta s_0} \quad (6.5)$$

and

$$\frac{\partial^2 \hat{C}(K, T)}{\partial S_0^2} \approx \frac{\hat{C}(K, T)|_{s_0+\Delta s_0} + \hat{C}(K, T)|_{s_0-\Delta s_0} - 2\hat{C}(K, T)|_{s_0}}{(\Delta s_0)^2}, \quad (6.6)$$

respectively. These values are plotted as functions of K in Figures 6.3 and 6.4.

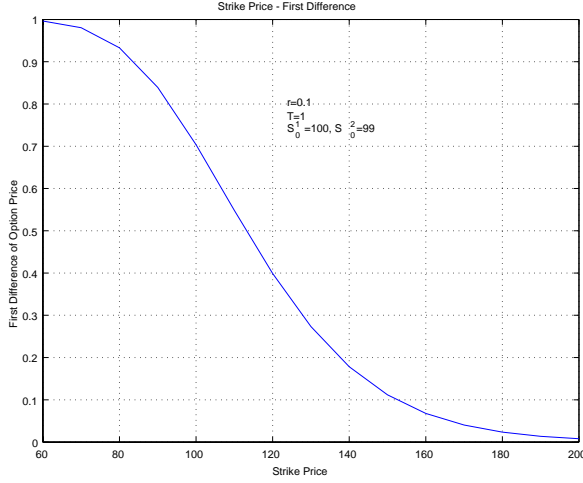


Figure 6.3: Delta of European Call

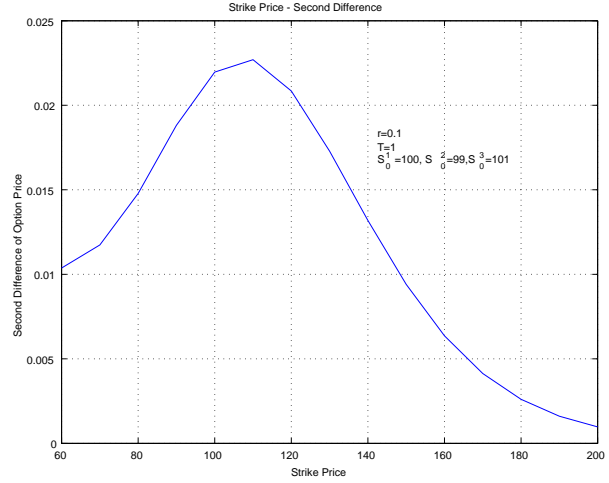


Figure 6.4: Gamma of European Call

7 Down-and-Out Call Option Pricing

We now turn our attention to how to evaluate the prices of exotic options defined on S_t . As a representative of the exotic options, we consider a down-and-out call option maturing at time T with strike price K and a lower barrier level $H < K$. Under the down-and-out call option, starting from $s_0 = e^{u_0} > H$, the option right would be nullified if S_t reaches the level H or below by time T . Otherwise the option functions as a plain Vanilla European call option having the strike price K at time T . Then the price of the down-and-out call option at time $t = 0$, denoted by $\pi_{\text{KO}}(0|T)$, can be expressed in terms of the first passage time $T_{u_0, \log H} = \inf\{t : U_t = \log H | U_0 = u_0\}$ as

$$\pi_{\text{KO}}(0|T) = e^{-rT} \mathbb{E}[\{S_T - K\}^+ 1_{\{T_{u_0, \log H} > T\}}], \quad (7.1)$$

where

$$1_{\{A\}} = \begin{cases} 1, & \text{if } A \text{ is true,} \\ 0, & \text{otherwise.} \end{cases} \quad (7.2)$$

Evaluating $\pi_{\text{KO}}(0|T)$ requires the joint distribution of $P[U_t \leq x, T_{u_0, \log H} > T | U_0 = u_0]$. Since U_t is approximated by B_t^U , from the state conversion between $\{U_t : t \geq 0\}$ and $\{B_t^U : t \geq 0\}$, the condition $U_t \geq \log H$, $0 \leq t \leq T$ can be written as

$$B_t^U \geq i_H, \quad 0 \leq t \leq T, \quad (7.3)$$

where $i_H = \min\{i \in \mathcal{N} | u_i \geq \log H\}$. With little alteration, the numerical approach for computing (5.11) can be employed by making (i_H, j) absorbing for all $j \in \mathcal{J}$. The corresponding transition probability vector $\underline{p}^{*\top}(t) = [\underline{p}_0^{*\top}(t), \dots, \underline{p}_j^{*\top}(t), \dots, \underline{p}_J^{*\top}(t)]$ can then be obtained accordingly, which in turn leads to

$$p_i^*(T) = \sum_{j \in \mathcal{N}} p_{(i,j)}^*(T) \text{ for } i \in \{i_H, \dots, N\}. \quad (7.4)$$

Then from Equation (7.1), the down-and-out call option price can be obtained as

$$\pi_{\text{KO}}(0|T) = e^{-rT} \sum_{i=i_H}^N \{e^{u_i} - K\}^+ p_i^*(T). \quad (7.5)$$

In order to demonstrate the above numerical procedure, the following down-and-out call option is considered where the strike price is $K = 100$ and the barrier price is $H = 90$. Other parameters are set similarly as those for Figures 5.1 through 5.4. When V_t is constant with $V_t = V$, the Black-Scholes formula for the price BS_{KO} of the down-and-out call option is available, where BS_{KO} is given by

$$BS_{KO} = \left[S_0 \Phi(d) - e^{-rT} K \Phi(d - \tilde{\sigma} \sqrt{T}) \right] - \left[S_0 \left(\frac{S_0}{H} \right)^{-1-2r/\tilde{\sigma}^2} \Phi(\eta) - e^{-rT} K \left(\frac{S_0}{H} \right)^{1-2r/\tilde{\sigma}^2} \Phi(\eta - \tilde{\sigma} \sqrt{T}) \right]. \quad (7.6)$$

Here, one has

$$\begin{cases} d = \frac{\log \frac{S_0}{K} + (r + \frac{\tilde{\sigma}^2}{2})T}{\tilde{\sigma} \sqrt{T}}, \\ \eta = \frac{\log \frac{H^2}{S_0 K} + (r + \frac{\tilde{\sigma}^2}{2})T}{\tilde{\sigma} \sqrt{T}}, \end{cases} \quad (7.7)$$

and $\tilde{\sigma} = \sigma \sqrt{V}$. In the second and third columns of Table 6.1, the prices FV_{KO} of the down-and-out call option with $V_t = V$ calculated by our approach are compared with BS_{KO} for $V = 0.05$ and $\sigma = 0.95, 1.00, 1.05$, demonstrating fair accuracy of the proposed algorithms. For V_t being a square-root process, no analytical results are available to evaluate the price SV_{KO} of the down-and-out call option. However, the computational algorithms proposed in this paper enables one to evaluate SV_{KO} for a variety of parameter values with speed. These prices are given in the fourth column of Table 6.1.

Table 6.1 Comparison of Option Prices ($S_0 = 100, K = 100, H = 90$)

σ	BS_{KO}	FV_{KO}	SV_{KO}
0.95	11.2236	11.2725	11.6912
1.00	11.2449	11.2971	11.6987
1.05	11.2591	11.3143	11.7005

The prices of other exotic options can be computed in a similar manner, provided that such prices are expressed in terms of the joint distribution of $\{S_t, V_t\}$ and some of the associated first passage times.

References

- [1] ALBANESE, C. AND KUZNETSOV, A.(2005). Discretization Schemes for Subordinated Processes, Available at <http://www.math.toronto.edu/albanese>.
- [2] F. BLACK AND M. SCHOLES(1973). The Pricing of Options and Corporate Liabilities, *Journal of Political Economy*, **81**, 637–659.
- [3] J.C.COX, J.E.INGERSOLL, AND S.A.ROSS(1985). An Intertemporal General Equilibrium Model of Assete Prices, *Econometrica*, **53**, 363–384.
- [4] GOTOH, J., JIN, H. AND SUMITA, U.(2006). Numerical Evaluation of Dynamic Behavior of Ornstein-Uhlenbeck Processes Modified by Vairous Boundaries and Its Application to Pricing Barrier Options. Discussion paper series, No.1149, Depratment of Social Systems and Management, University of Tsukuba, 2006, submitted for publication. Available at <http://www.sk.tsukuba.ac.jp/SSM/libraries/list1126.html>
- [5] GUNTER, W., THOMAS, A. AND UWE, W.(2001). Valuation of Options in Heston’s Stochastic Volatility Model Using Finite Element Methods, *Foreign Exchange Risk*, Risk Publications, London.
- [6] HESTON, S.(1993). A Closed-form Solution for Options with Stochastic Volatility with Application to Bond and Currency Options, *Review of Financial Studies*, **6**, 327–343.
- [7] HULL, J. AND WHITE, A. (1987). The Pricing of Options on Assets with Stochastic Volatilities, *Journal of Finance*, **42**, 281–300
- [8] KARLIN, S. AND MCGREGOR, J. L.(1958). Linear Growth, Birth and Death Process, *Journal of Mathematics and Mechanics* **7**,634–662.
- [9] KEILSON, J.(1979). Markov Chain Models: Rarity and Exponentiality, *Applied Mathematical Science Series*, **28**, Springer, New York.
- [10] LAMBERTON, D. AND LAPEYRE, B.(1997). Introduction to Stochastic Calculus Applied to Finance, *Chapman and Hall*.
- [11] STEIN, E. M. AND STEIN, J. C.(1997). Stock Price Distributions with Stochastic Volatility: An Analytic Approach, *Review of Financial Studies*, **4**, 727–752.
- [12] Sumita ,U.(1981). Development of The Laguerre Transform Method for Numerical Exploration of Applied Probability Methods, *Doctoral thesis. Graduate school of Management, University of Rochester*.
- [13] SUMITA, U. AND KIJIMA, M.(1988). Theory and Algorithms of the Laguerre Transform, Part 1 : Theory, *Journal of the Operations Research Society of Japan* **31**, 467–494.
- [14] SUMITA, U. AND KIJIMA, M.(1991). Theory and Algorithms of the Laguerre Transform, Part 2 : Algorithm, *Journal of the Operations Research Society of Japan* **34**, 449–477.
- [15] SCHOUTENS, W.(2000). Stochastic processes and orthogonal polynomials, *Springer, New York*.