



Measurement of inclusive J/ψ suppression in Au+Au collisions at $\sqrt{s_{NN}} = 200$ GeV through the dimuon channel at STAR



STAR Collaboration

J. Adam^m, L. Adamczyk^b, J.R. Adams^{ak}, J.K. Adkins^{ab}, G. Agakishiev^z, M.M. Aggarwal^{am}, Z. Ahammed^{bg}, I. Alekseev^{c,ag}, D.M. Anderson^{ba}, R. Aoyama^{bd}, A. Aparin^z, D. Arkhipkin^f, E.C. Aschenauer^f, M.U. Ashraf^{bc}, F. Atetalla^{aa}, A. Attri^{am}, G.S. Averichev^z, V. Bairathi^{ah}, K. Barish^j, A.J. Bassill^j, A. Behera^{ay}, R. Bellwied^t, A. Bhasin^y, A.K. Bhati^{am}, J. Bielcikⁿ, J. Bielcikova^{aj}, L.C. Bland^f, I.G. Bordyuzhin^c, J.D. Brandenburg^{av,f}, A.V. Brandin^{ag}, J. Bryslawskij^j, I. Bunzarov^z, J. Butterworth^{ar}, H. Caines^{bj}, M. Calderón de la Barca Sánchez^h, D. Cebra^h, I. Chakaberia^{aa,f}, P. Chaloupkaⁿ, B.K. Chanⁱ, F.-H. Chang^{ai}, Z. Chang^f, N. Chankova-Bunzarova^z, A. Chatterjee^{bg}, S. Chattopadhyay^{bg}, J.H. Chen^r, X. Chen^{au}, J. Cheng^{bc}, M. Cherney^m, W. Christie^f, H.J. Crawford^g, M. Csanád^p, S. Das^k, T.G. Dedovich^z, I.M. Deppner^s, A.A. Derevschikov^{ao}, L. Didenko^f, C. Dilks^{an}, X. Dong^{ac}, J.L. Drachenberg^a, J.C. Dunlop^f, T. Edmonds^{ap}, N. Elsey^{bi}, J. Engelage^g, G. Eppley^{ar}, R. Esha^{ay}, S. Esumi^{bd}, O. Evdokimov^l, J. Ewigleben^{ad}, O. Eyster^f, R. Fatemi^{ab}, S. Fazio^f, P. Federic^{aj}, J. Fedorisin^z, Y. Feng^{ap}, P. Filip^z, E. Finch^{ax}, Y. Fisyak^f, L. Fulek^b, C.A. Gagliardi^{ba}, T. Galatyuk^o, F. Geurts^{ar}, A. Gibson^{bf}, K. Gopal^v, D. Grosnick^{bf}, A. Gupta^y, W. Guryn^f, A.I. Hamad^{aa}, A. Hamed^e, J.W. Harris^{bj}, L. He^{ap}, S. Heppelmann^h, S. Heppelmann^{an}, N. Herrmann^s, L. Holubⁿ, Y. Hong^{ac}, S. Horvat^{bj}, B. Huang^l, H.Z. Huangⁱ, S.L. Huang^{ay}, T. Huang^{ai}, X. Huang^{bc}, T.J. Humanic^{ak}, P. Huo^{ay}, G. Igoⁱ, W.W. Jacobs^w, C. Jena^v, A. Jentsch^{bb}, Y. Ji^{au}, J. Jia^{f,ay}, K. Jiang^{au}, S. Jowzaee^{bi}, X. Ju^{au}, E.G. Judd^g, S. Kabana^{aa}, S. Kagamaster^{ad}, D. Kalinkin^w, K. Kang^{bc}, D. Kapukchyan^j, K. Kauder^f, H.W. Ke^f, D. Keane^{aa}, A. Kechechyan^z, M. Kelsey^{ac}, Y.V. Khyzhniak^{ag}, D.P. Kikoła^{bh}, C. Kim^j, T.A. Kinghorn^h, I. Kisel^q, A. Kisiel^{bh}, M. Kocanⁿ, L. Kochenda^{ag}, L.K. Kosarzewskiⁿ, L. Kramarikⁿ, P. Kravtsov^{ag}, K. Krueger^d, N. Kulathunga Mudiyansele^t, L. Kumar^{am}, R. Kunnawalkam Elayavalli^{bi}, J.H. Kwasizur^w, R. Lacey^{ay}, J.M. Landgraf^f, J. Lauret^f, A. Lebedev^f, R. Lednicky^z, J.H. Lee^f, C. Li^{au}, W. Li^{aw}, W. Li^{ar}, X. Li^{au}, Y. Li^{bc}, Y. Liang^{aa}, R. Licenikⁿ, T. Lin^{ba}, A. Lipiec^{bh}, M.A. Lisa^{ak}, F. Liu^k, H. Liu^w, P. Liu^{ay}, P. Liu^{aw}, T. Liu^{bj}, X. Liu^{ak}, Y. Liu^{ba}, Z. Liu^{au}, T. Ljubicic^f, W.J. Llope^{bi}, M. Lomnitz^{ac}, R.S. Longacre^f, S. Luo^l, X. Luo^k, G.L. Ma^{aw}, L. Ma^r, R. Ma^f, Y.G. Ma^{aw}, N. Magdy^l, R. Majka^{bj}, D. Mallick^{ah}, S. Margetis^{aa}, C. Markert^{bb}, H.S. Matis^{ac}, O. Matonohaⁿ, J.A. Mazer^{as}, K. Meehan^h, J.C. Mei^{av}, N.G. Minaev^{ao}, S. Mioduszewski^{ba}, D. Mishra^{ah}, B. Mohanty^{ah}, M.M. Mondal^x, I. Mooney^{bi}, Z. Moravcovaⁿ, D.A. Morozov^{ao}, Md. Nasimⁱ, K. Nayak^k, J.M. Nelson^g, D.B. Nemes^{bj}, M. Nie^{av}, G. Nigmatkulov^{ag}, T. Niida^{bi}, L.V. Nogach^{ao}, T. Nonaka^k, G. Odyniec^{ac}, A. Ogawa^f, K. Oh^{aq}, S. Oh^{bj}, V.A. Okorokov^{ag}, B.S. Page^f, R. Pak^f, Y. Panebratsev^z, B. Pawlik^{al}, D. Pawlowska^{bh}, H. Pei^k, C. Perkins^g, R.L. Pintér^p, J. Pluta^{bh}, J. Porter^{ac}, M. Posik^{az}, N.K. Pruthi^{am}, M. Przybycien^b

E-mail address: marr@bnl.gov (R. Ma).

<https://doi.org/10.1016/j.physletb.2019.134917>

0370-2693/© 2019 The Author(s). Published by Elsevier B.V. This is an open access article under the CC BY license (<http://creativecommons.org/licenses/by/4.0/>). Funded by SCOAP³.

J. Putschke^{bi}, A. Quintero^{az}, S.K. Radhakrishnan^{ac}, S. Ramachandran^{ab}, R.L. Ray^{bb}, R. Reed^{ad}, H.G. Ritter^{ac}, J.B. Roberts^{ar}, O.V. Rogachevskiy^z, J.L. Romero^h, L. Ruan^f, J. Rusnak^{aj}, O. Rusnakovaⁿ, N.R. Sahoo^{av}, P.K. Sahu^x, S. Salur^{as}, J. Sandweiss^{bj}, J. Schambach^{bb}, W.B. Schmidke^f, N. Schmitz^{ae}, B.R. Schweid^{ay}, F. Seck^o, J. Seger^m, M. Sergeevaⁱ, R. Seto^j, P. Seyboth^{ae}, N. Shah^{aw}, E. Shahaliev^z, P.V. Shanmuganathan^{ad}, M. Shao^{au}, F. Shen^{av}, W.Q. Shen^{aw}, S.S. Shi^k, Q.Y. Shou^{aw}, E.P. Sichtermann^{ac}, S. Siejka^{bh}, R. Sikora^b, M. Simko^{aj}, J. Singh^{am}, S. Singha^{aa}, D. Smirnov^f, N. Smirnov^{bj}, W. Solyst^w, P. Sorensen^f, H.M. Spinka^d, B. Srivastava^{ap}, T.D.S. Stanislaus^{bf}, M. Stefaniak^{bh}, D.J. Stewart^{bj}, M. Strikhanov^{ag}, B. Stringfellow^{ap}, A.A.P. Suaide^{at}, T. Sugiura^{bd}, M. Sumbera^{aj}, B. Summa^{an}, X.M. Sun^k, Y. Sun^{au}, Y. Sun^u, B. Surrow^{az}, D.N. Svirida^c, P. Szymanski^{bh}, A.H. Tang^f, Z. Tang^{au}, A. Taranenko^{ag}, T. Tarnowsky^{af}, J.H. Thomas^{ac}, A.R. Timmins^t, D. Tlusty^m, T. Todoroki^f, M. Tokarev^z, C.A. Tomkiel^{ad}, S. Trentalangeⁱ, R.E. Tribble^{ba}, P. Tribedy^f, S.K. Tripathy^x, O.D. Tsaiⁱ, B. Tu^k, Z. Tu^f, T. Ullrich^f, D.G. Underwood^d, I. Upsal^{av,f}, G. Van Buren^f, J. Vanek^{aj}, A.N. Vasiliev^{ao}, I. Vassiliev^q, F. Videbæk^f, S. Vokal^z, S.A. Voloshin^{bi}, F. Wang^{ap}, G. Wangⁱ, P. Wang^{au}, Y. Wang^k, Y. Wang^{bc}, J.C. Webb^f, L. Wenⁱ, G.D. Westfall^{af}, H. Wieman^{ac}, S.W. Wissink^w, R. Witt^{be}, Y. Wu^{aa}, Z.G. Xiao^{bc}, G. Xie^l, W. Xie^{ap}, H. Xu^u, N. Xu^{ac}, Q.H. Xu^{av}, Y.F. Xu^{aw}, Z. Xu^f, C. Yang^{av}, Q. Yang^{av}, S. Yang^f, Y. Yang^{ai}, Z. Yang^k, Z. Ye^{ar}, Z. Ye^l, L. Yi^{av}, K. Yip^f, I.-K. Yoo^{aq}, H. Zbroszczyk^{bh}, W. Zha^{au}, D. Zhang^k, L. Zhang^k, S. Zhang^{au}, S. Zhang^{aw}, X.P. Zhang^{bc}, Y. Zhang^{au}, Z. Zhang^{aw}, J. Zhao^{ap}, C. Zhong^{aw}, C. Zhou^{aw}, X. Zhu^{bc}, Z. Zhu^{av}, M. Zurek^{ac}, M. Zyzak^q

^a Abilene Christian University, Abilene, TX 79699

^b AGH University of Science and Technology, FPACS, Cracow 30-059, Poland

^c Alikhanov Institute for Theoretical and Experimental Physics, Moscow 117218, Russia

^d Argonne National Laboratory, Argonne, IL 60439

^e American University of Cairo, Cairo, Egypt

^f Brookhaven National Laboratory, Upton, NY 11973

^g University of California, Berkeley, CA 94720

^h University of California, Davis, CA 95616

ⁱ University of California, Los Angeles, CA 90095

^j University of California, Riverside, CA 92521

^k Central China Normal University, Wuhan, Hubei 430079

^l University of Illinois at Chicago, Chicago, IL 60607

^m Creighton University, Omaha, NE 68178

ⁿ Czech Technical University in Prague, FNSPE, Prague 115 19, Czech Republic

^o Technische Universität Darmstadt, Darmstadt 64289, Germany

^p Eötvös Loránd University, Budapest H-1117, Hungary

^q Frankfurt Institute for Advanced Studies FIAS, Frankfurt 60438, Germany

^r Fudan University, Shanghai 200433

^s University of Heidelberg, Heidelberg 69120, Germany

^t University of Houston, Houston, TX 77204

^u Huzhou University, Huzhou, Zhejiang 313000

^v Indian Institute of Science Education and Research, Tirupati 517507, India

^w Indiana University, Bloomington, IN 47408

^x Institute of Physics, Bhubaneswar 751005, India

^y University of Jammu, Jammu 180001, India

^z Joint Institute for Nuclear Research, Dubna 141 980, Russia

^{aa} Kent State University, Kent, OH 44242

^{ab} University of Kentucky, Lexington, KY 40506-0055

^{ac} Lawrence Berkeley National Laboratory, Berkeley, CA 94720

^{ad} Lehigh University, Bethlehem, PA 18015

^{ae} Max-Planck-Institut für Physik, Munich 80805, Germany

^{af} Michigan State University, East Lansing, MI 48824

^{ag} National Research Nuclear University MEPhI, Moscow 115409, Russia

^{ah} National Institute of Science Education and Research, HBNI, Jatni 752050, India

^{ai} National Cheng Kung University, Tainan 70101

^{aj} Nuclear Physics Institute of the CAS, Rez 250 68, Czech Republic

^{ak} Ohio State University, Columbus, OH 43210

^{al} Institute of Nuclear Physics PAN, Cracow 31-342, Poland

^{am} Panjab University, Chandigarh 160014, India

^{an} Pennsylvania State University, University Park, PA 16802

^{ao} NRC "Kurchatov Institute", Institute of High Energy Physics, Protvino 142281, Russia

^{ap} Purdue University, West Lafayette, IN 47907

^{aq} Pusan National University, Pusan 46241, Republic of Korea

^{ar} Rice University, Houston, TX 772510

^{as} Rutgers University, Piscataway, NJ 08854

^{at} Universidade de São Paulo, São Paulo 05314-970, Brazil

- ^{au} University of Science and Technology of China, Hefei, Anhui 230026
^{av} Shandong University, Qingdao, Shandong 266237
^{aw} Shanghai Institute of Applied Physics, Chinese Academy of Sciences, Shanghai 201800
^{ax} Southern Connecticut State University, New Haven, CT 06515
^{ay} State University of New York, Stony Brook, NY 11794
^{az} Temple University, Philadelphia, PA 19122
^{ba} Texas A&M University, College Station, TX 77843
^{bb} University of Texas, Austin, TX 78712
^{bc} Tsinghua University, Beijing 100084
^{bd} University of Tsukuba, Tsukuba, Ibaraki 305-8571, Japan
^{be} United States Naval Academy, Annapolis, MD 21402
^{bf} Valparaiso University, Valparaiso, IN 46383
^{bg} Variable Energy Cyclotron Centre, Kolkata 700064, India
^{bh} Warsaw University of Technology, Warsaw 00-661, Poland
^{bi} Wayne State University, Detroit, MI 48201
^{bj} Yale University, New Haven, CT 06520

ARTICLE INFO

Article history:

Received 31 May 2019
 Received in revised form 29 July 2019
 Accepted 3 September 2019
 Available online 10 September 2019
 Editor: D.F. Geesaman

Keywords:

Quark-gluon plasma
 Color-screening
 J/ψ suppression

ABSTRACT

J/ψ suppression has long been considered a sensitive signature of the formation of the Quark-Gluon Plasma (QGP) in relativistic heavy-ion collisions. In this letter, we present the first measurement of inclusive J/ψ production at mid-rapidity through the dimuon decay channel in Au+Au collisions at $\sqrt{s_{NN}} = 200$ GeV with the STAR experiment. These measurements became possible after the installation of the Muon Telescope Detector was completed in 2014. The J/ψ yields are measured in a wide transverse momentum (p_T) range of 0.15 GeV/c to 12 GeV/c from central to peripheral collisions. They extend the kinematic reach of previous measurements at RHIC with improved precision. In the 0-10% most central collisions, the J/ψ yield is suppressed by a factor of approximately 3 for $p_T > 5$ GeV/c relative to that in $p + p$ collisions scaled by the number of binary nucleon-nucleon collisions. The J/ψ nuclear modification factor displays little dependence on p_T in all centrality bins. Model calculations can qualitatively describe the data, providing further evidence for the color-screening effect experienced by J/ψ mesons in the QGP.

© 2019 The Author(s). Published by Elsevier B.V. This is an open access article under the CC BY license (<http://creativecommons.org/licenses/by/4.0/>). Funded by SCOAP³.

1. Introduction

Among the primary goals of high-energy heavy-ion physics are the creation of the Quark-Gluon Plasma (QGP) and the study of its properties [1–4]. These studies are being carried out at the Relativistic Heavy Ion Collider (RHIC) and the Large Hadron Collider (LHC). Among the various probes of the QGP, quarkonia play a special role as they are expected to dissociate in the medium when the Debye radius, inversely proportional to the medium temperature, becomes smaller than their size [5]. Strong suppression of the J/ψ meson with respect to its yield in $p+p$ collisions scaled by the number of binary nucleon-nucleon collisions has been observed at high transverse momenta (p_T) in central heavy-ion collisions at both RHIC and LHC energies [6–13]. The level of suppression is beyond that expected from Cold Nuclear Matter (CNM) effects [14–16], which include modifications to the parton distribution function in nuclei [17,18], nuclear absorption [19–21], and radiative energy loss [22]. This suggests that the reduction of the high- p_T J/ψ yield is, at least partially, due to the presence of the hot medium and the color-screening effect is believed to be the underlying mechanism. The real part of the $c\bar{c}$ potential can get color-screened statically in the medium [5], resulting in a broadening of the wave function, while the imaginary part of the potential is related to the dissociation of J/ψ arising from scattering with medium constituents. The latter is sometimes referred to as the dynamical color-screening effect or collisional dissociation [23–25]. Other effects have also been found to modify the observed J/ψ yield in heavy-ion collisions [26]. A prominent contribution arises from the regeneration of J/ψ from deconfined charm quark and anti-charm quarks in the medium. It is responsible for the reduced suppression of low- p_T J/ψ 's at the LHC compared to RHIC [10] due to the larger charm production cross-section at the for-

mer. Also, the pre-resonance $c\bar{c}$ pairs in color-octet states could undergo energy loss in the medium before quarkonia are formed [25]. Furthermore, significant feed-down contributions from excited charmonium states such as χ_c and $\psi(2S)$ (~40% [27]) as well as from b-hadron decays (~10-25% above 5 GeV/c [7]) add additional complications as the suppression level for mother particles in the medium could differ from that of directly produced J/ψ , i.e. ones not from decays. Model calculations, incorporating either continuous dissociation and regeneration throughout the medium evolution [28–31] or a complete melting of all J/ψ above the dissociation temperature and regeneration at the phase boundary [32, 33] or collisional dissociation plus energy loss [25], can qualitatively describe the experimental measurements. To provide further constraints on models and ultimately help to infer the medium temperature, detailed differential measurements of J/ψ suppression over a broad kinematic range with good precision are needed since the aforementioned effects depend on the momentum of the J/ψ as well as the collision geometry. Measurements through the dimuon decay channel are preferred compared to the dielectron channel because of the greatly reduced multiple scattering in the detector material and negligible bremsstrahlung.

In this letter, we present a new measurement of J/ψ suppression at mid-rapidity in Au+Au collisions at $\sqrt{s_{NN}} = 200$ GeV through the dimuon decay channel by the Solenoidal Tracker At RHIC (STAR) experiment [34]. The inclusive J/ψ sample used in this analysis includes decays from excited charmonia and b-hadrons. This measurement is made possible by the Muon Telescope Detector (MTD) designed for triggering on and identifying muons [35], which was completed in early 2014. Compared to previous mid-rapidity measurements through the dielectron channel at RHIC [6–9], the new results extend the kinematic reach towards high p_T with better precision.

2. Experiment, dataset and analysis

The data sample used in this analysis was collected from Au+Au collisions at $\sqrt{s_{NN}} = 200$ GeV in 2014. Events were selected by a dedicated dimuon trigger, which requires at least two muon signals accepted by the MTD in coincidence with signals in the Zero Degree Calorimeters (ZDCs) [36]. The MTD consists of 122 modules made from multi-gap resistive plate chambers, providing timing information for particles passing through. It resides outside of the solenoid magnet at a radius of 403 cm, and covers about 45% in azimuth (φ) within the pseudo-rapidity range of $|\eta| < 0.5$. The magnet also acts as a hadron absorber amounting to 5 interaction lengths. Using double-ended readout strips, the timing resolution of the MTD is about 100 ps, and the intrinsic spatial resolutions are 1.4 cm and 0.9 cm in $r\varphi$ and beam (z) directions, respectively [37]. Variable numbers of MTD modules, ranging from 2 to 5 and located at the same η , are grouped into 28 trigger patches. The earliest signal in each trigger patch is picked up and accepted by the trigger system if its flight time (Δt_{trig}) falls into a pre-defined online trigger time window. The Δt_{trig} is the difference in time measured by the MTD and the start time provided by the Vertex Position Detector (VPD), which is a fast detector covering $4.24 < |\eta| < 5.1$ [38]. In total, an integrated luminosity of 14.2 nb^{-1} was sampled by the dimuon trigger.

The main tracking device is the Time Projection Chamber (TPC) [39] immersed in a solenoidal magnetic field of 0.5 T and covering full azimuth within $|\eta| < 1.0$. The primary event vertex is reconstructed using TPC tracks, and required to be within ± 100 cm to the center of STAR along the beam line and within 1.8 cm in radial direction. To reject pileup events, the vertex positions determined by the TPC and the VPD are required to agree within 3 cm along the beam direction. The collision centrality is determined by matching the multiplicity distribution of charged tracks from data to the Monte Carlo Glauber model [40]. The selected charged tracks are within $|\eta| < 0.5$ and have Distances of Closest Approach (DCA) to the primary vertex of less than 3 cm.

3. Muon identification and J/ψ signal

Since particles of low momenta are mostly absorbed in the material in front of the MTD, only charged tracks with $p_T > 1.3$ GeV/c are accepted. To assure high quality, the number of TPC space points used for track reconstruction is required to be no less than 15. The ratio of the number of used to the maximum possible number of TPC space points is required to be larger than 0.52 in order to reject split tracks. Furthermore, a track's DCA to the primary vertex needs to be smaller than 1 cm to get accepted. It is then refit including the primary vertex to improve the momentum resolution. To identify muon candidates, the specific energy loss (dE/dx) measured in the TPC, quantified as $n\sigma_\pi$, is used:

$$n\sigma_\pi = \frac{\ln(dE/dx)_{\text{measured}} - \ln(dE/dx)_{\text{theory}}^\pi}{\sigma(\ln(dE/dx))} \quad (1)$$

Here $(dE/dx)_{\text{measured}}$ is the measured energy loss in the TPC, $(dE/dx)_{\text{theory}}^\pi$ is the expected energy loss for a pion based on the Bichsel formalism [41] and $\sigma(\ln(dE/dx))$ stands for the resolution of the $\ln(dE/dx)$ measurement. Since muons lose more energy per unit of path length by about half of the dE/dx resolution than pions, an asymmetric cut of $-1 < n\sigma_\pi < 3$ is used.

To take advantage of the MTD, tracks are propagated from the outermost TPC space points to the MTD and matched to the closest MTD hits found within a large search window. The propagation

Table 1
List of muon PID cuts.

| Detector used | Muon PID cuts |
|---------------|---|
| TPC | $-1 < n\sigma_\pi < 3$ |
| MTD | $ \Delta y < 2(2.5)\sigma_{\Delta y}$ for $p_T < (\geq) 3 \text{ GeV}/c$ $ \Delta z < 2(2.5)\sigma_{\Delta z}$ for $p_T < (\geq) 3 \text{ GeV}/c$ $\Delta t_{\text{tof}} < 0.75 \text{ ns}$ |

is done assuming the track is a muon. If more than one track is matched to the same hit, the closest track is chosen. The track propagation is based on a helix model taking into account both the variation of the magnetic field and the energy loss along the trajectory. The magnetic field changes from -0.5 T in the TPC to $+1.26$ T in the magnet steel, and vanishes outside of the magnet. The average energy loss in the material is parametrized using the GEANT3 [42] simulation of the STAR detector. Once a track-hit association is established, requirements on the distance between the MTD hit position and projected track position are applied to further reject hadrons. In the local coordinate frame of the MTD module where the associated hit resides, the y and z directions correspond to the azimuthal and beam directions in the global coordinate frame, respectively. Differences in both y and z directions, i.e. Δy and Δz , are required to be less than $2(2.5)\sigma_{\Delta y, \Delta z}$ for tracks with $p_T < (\geq) 3 \text{ GeV}/c$, where $\sigma_{\Delta y, \Delta z}$ stand for the p_T -dependent Δy and Δz resolutions. Since muons reach the MTD faster than background hadrons, the time of flight (t_{tof}) of a particle measured by the MTD with respect to the start time provided by the VPD should be within 0.75 ns of the expected flight time extracted from the track propagation, i.e. $\Delta t_{\text{tof}} < 0.75 \text{ ns}$. A summary of the muon PID cuts is listed in Table 1.

Unlike-sign muon candidates from the same event are paired to reconstruct the invariant mass of J/ψ signals, examples of which are shown in Fig. 1 (filled circles) for pair p_T above 0.15 and 5 GeV/c, respectively, in 0-80% Au+Au collisions. J/ψ candidates with $p_T < 0.15 \text{ GeV}/c$ are excluded to avoid the influence of the very low- p_T J/ψ 's likely originating from coherent photoproduction [43]. Also shown in the figure are the scaled unlike-sign distributions from the mixed events (histogram), which have good statistical precision and same acceptance as the signal pairs, as estimates of the combinatorial background. The mixed-event distributions are constructed by pairing muon candidates of opposite charge signs in different events. To ensure proper and sufficient mixing, each event is mixed with 100 other events in the same category, i.e. 16 bins in 0-80% centrality, 20 bins in vertex $|z| < 100$ cm, and 24 bins in the reconstructed event plane angle [44]. The normalization factors for the mixed-event unlike-sign distributions are determined by a linear fit to the ratio of like-sign distributions from same and mixed events within the mass window of 2.7 to 3.8 GeV/c². The same-event unlike-sign distributions are fitted using the maximum likelihood method with three components: i) a Gaussian function representing the J/ψ signal, ii) the mixed-event distribution for the combinatorial background, and iii) a first-order or third-order polynomial function describing the residual background. Sources of residual background include correlated pair production, such as jet fragmentation, decays of $c\bar{c}$ pairs, etc. The raw J/ψ counts are obtained directly from the fits. The widths of the Gaussian distributions in different J/ψ p_T bins are fixed according to the detector simulations tuned to match the data, while the third-order polynomial function is only used at low p_T in central collisions. The combined fits are also shown in Fig. 1 as dashed lines, from which the extracted number of J/ψ above 0.15 GeV/c is 22407 with a significance of 31.7, calculated by dividing the raw J/ψ count by its error, within the 0-80% centrality bin.

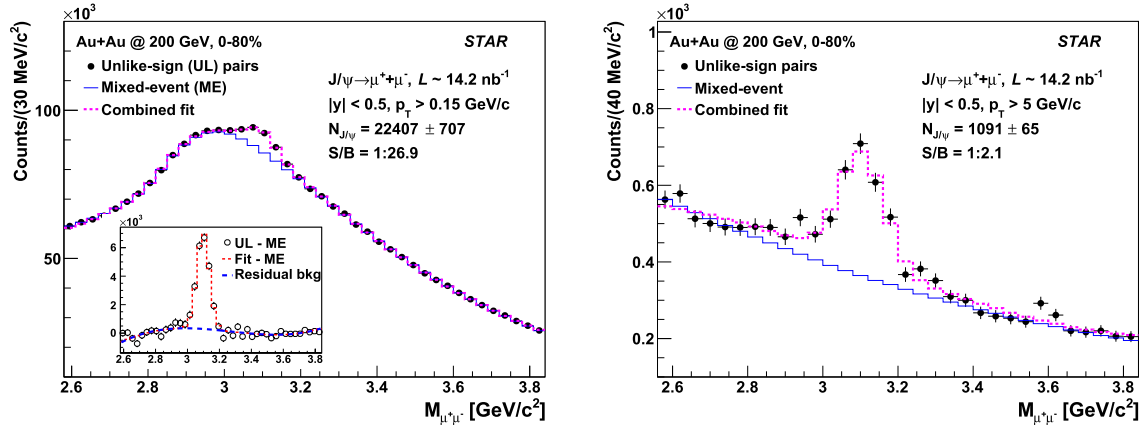


Fig. 1. Invariant mass distributions of unlike-sign pairs with p_T above 0.15 (left) and 5 (right) GeV/c in 0-80% central Au+Au collisions. The same-event (filled circles) and mixed-event (blue histogram) distributions are shown along with the combined fit (signal+background). The insert in the left panel shows the signal distribution (open circles) and combined fit (dashed line), with the combinatorial background subtracted, superimposed with the residual background (long dashed line).

4. Efficiency correction

Corrections for signal reconstruction efficiency and detector acceptance are evaluated using a combination of detector simulation and data-driven methods. They include efficiencies for the TPC tracking, MTD matching, particle identification (PID) of muons, and MTD triggering.

The TPC tracking efficiency, including the TPC acceptance, is evaluated by embedding simulated J/ψ signals into real events. The input J/ψ 's, weighted with previously published p_T distributions [6,7], are forced to decay into two muons and then passed through the GEANT3 detector simulations. The simulation signals are digitized and embedded into real data, and the same reconstruction procedure as for the real data is applied. Since the TPC tracking efficiency depends strongly on the occupancy, the number of embedded J/ψ is set to be 5% of the event multiplicity to avoid any significant distortion to the TPC performance. Additional correction factors are applied to account for the different vertex distributions between data and embedding samples, as well as additional luminosity and centrality dependences of the TPC inefficiency in local areas which are not accounted for in the embedding.

For the matching efficiency between TPC tracks and MTD hits, the MTD acceptance is modeled in the detector simulation, whereas the in-situ response of each MTD module is obtained from cosmic ray data. For modules located in the bottom hemisphere of the STAR detector, the response efficiency in each module is parametrized. For those in the top hemisphere, tracks travel in opposite direction compared to those in collision data. This, combined with the energy loss effect in the material, results in incorrect efficiency estimates at low p_T . Therefore, the p_T dependence of the average response efficiency for all the bottom modules is used as a template for top modules, while the absolute scale is determined according to the response efficiency of each individual top module above 5 GeV/c, where the efficiency reaches a plateau.

The efficiencies related to muon identification cuts on $n\sigma_\pi$, Δy , Δz are extracted from embedding, while the Δt_{tof} efficiency is evaluated with the “tag-and-probe” method using real data since the timing information is not simulated. In this approach, a “tag” muon and a “probe” muon are paired to construct the J/ψ signal. The tag muons are always selected with strict PID cuts in order to increase the signal-to-background ratio, while the probe muons are selected with the standard $n\sigma_\pi$, Δy , Δz cuts as well as two cases of the Δt_{tof} cut, i.e. no Δt_{tof} cut and $\Delta t_{\text{tof}} < 0.75$ ns. The ratio of the J/ψ yields from the two cases as a function of the probe

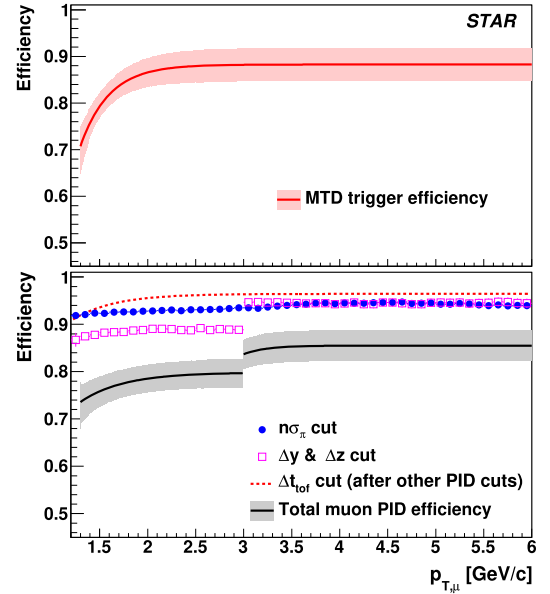


Fig. 2. Efficiencies for MTD triggering (upper) and various muon PID cuts (lower) as a function of muon p_T . The bands represent the systematic uncertainties.

muon p_T is parametrized as the Δt_{tof} cut efficiency for muons. Fig. 2, lower panel, shows the $n\sigma_\pi$, Δy plus Δz , and Δt_{tof} cut efficiencies as well as the combined muon PID efficiency as a function of muon p_T . The discontinuity at 3 GeV/c is due to the change in the Δy and Δz cuts (see Table 1). The muon PID efficiency is about 73% at $p_T = 1.3$ GeV/c, and reaches a plateau of about 85% at high p_T .

The MTD trigger efficiency originates from the requirement that an MTD signal is accepted for triggering only when its flight time, Δt_{trig} , falls within a pre-defined trigger time window. Since the MTD timing information is not simulated, the $p+p$ data taken in 2015 are used instead to estimate the MTD trigger efficiency. This approach is possible because: i) the trigger efficiency in $p+p$ data is very close to 100% due to the very loose trigger time window used during data-taking, ii) the MTD trigger system stayed the same between 2014 and 2015, iii) occupancy of the MTD system is very small, e.g. there are on average 6.2 hits in 122 modules in 0-10% central Au+Au collisions, and therefore the multiplicity difference between $p+p$ and Au+Au collisions does not play a role. In $p+p$ collisions, the Δt_{trig} distributions for pure muons

are obtained by statistically subtracting the Δt_{trig} distributions for like-sign muon pairs from those for unlike-sign pairs in the mass window of $[3.0, 3.2]$ GeV/c^2 . The resulting Δt_{trig} distributions are then shifted to account for the difference in the mean values of Δt_{trig} distributions between $p+p$ and Au+Au data, arising from the different global timing setup during the online data taking. The different VPD resolutions in $p+p$ and Au+Au collisions due to different multiplicities are determined from online trigger data and taken into account. Furthermore, the relative abundances of the trigger signals in each trigger patch are obtained from Au+Au data and used to weight the Δt_{trig} distributions of the corresponding trigger patches in the $p+p$ data. The resulting trigger efficiency for 2014 Au+Au data is shown in the upper panel of Fig. 2. It increases from 71% at lowest p_T to 88% at high p_T .

In order to extract the total J/ψ reconstruction efficiency, single muon efficiencies determined from data are applied to the J/ψ simulation, which takes the decay kinematics properly into account using the PYTHIA event generator [45].

5. Systematic uncertainties

Signal extraction. Variations are made to different aspects of the signal extraction procedure and the maximum differences from the default values are taken as the systematic uncertainties. When obtaining the normalization factors for the mixed-event background, the fit range is varied and the fit function is changed from first-order to zeroth-order polynomial. To extract the raw J/ψ counts, the binning of the invariant mass distributions is changed, and so is the fit range. Different functional forms, such as a Crystal-ball function [46] and line-shapes from tuned simulation, are used for signal shape, while polynomial functions of different orders are substituted for describing the residual background. Finally, the bin-counting method, with the residual background contribution removed, is tried.

TPC tracking. The uncertainties in the TPC tracking efficiency are evaluated by changing the track quality cuts simultaneously in the data analysis and in extracting the tracking efficiency from the embedding sample, and repeating the whole procedure to obtain the corrected J/ψ yields. The maximum differences from the default case are seen to be almost independent of J/ψ p_T for 0-80% centrality bin. A constant fit gives a p_T -independent uncertainty of 5.8%. For finer centrality bins the same uncertainty is used, which covers most of the variation seen in these centrality bins. Furthermore, an overall 2% uncertainty is assigned for the correction factor used to account for the mismatch of the vertex distributions between data and embedding. An uncertainty of 0.2%-6.1% from central to peripheral events is associated with the correction of the luminosity and centrality dependent TPC inefficiencies. An additional 5% overall uncertainty is assigned based on the comparison of the like-sign muon pair yields in different luminosity profiles.

MTD matching efficiency. Two sources of uncertainties in the MTD response efficiency are investigated. Firstly, the statistical errors on the cosmic ray data, used in determining the efficiency curves for the bottom modules and the scale factors for top modules, are treated as a source of uncertainty. The 68% confidence intervals of the fit results are taken. Their influence on the J/ψ spectrum is assessed by randomizing the efficiency curves of each module independently within their respective errors many times and checking the spread of the resulting response efficiency as a function of J/ψ p_T . Secondly, the uncertainty from the assumption of using the efficiency template for top modules is estimated by

Table 2

Individual and total systematic uncertainties for two representative J/ψ p_T bins, i.e. $0.15 < p_T < 1$ GeV/c and $5 < p_T < 6$ GeV/c in 0-80% centrality class. Correlated and uncorrelated components of various uncertainties are separated.

| Uncertainty sources | $0.15 < p_T < 1$ GeV/c | $5 < p_T < 6$ GeV/c | Correlation |
|---------------------|---------------------------------|------------------------------|-------------|
| Signal extraction | 5.2% | 2.2% | No |
| TPC tracking | 7.9% | 7.9% | Fully |
| MTD matching | 1.5% | 0.3% | No |
| | 9.0% | 5.8% | Fully |
| Muon PID | 5.0% | 3.0% | No |
| | 8.5% | 5.9% | Fully |
| MTD triggering | 1.6% | 1.7% | No |
| | 7.0% | 7.5% | Fully |
| Total | 18.0% | 14.3% | Largely |

taking the average absolute difference between the response efficiency curves of bottom modules and the template efficiency. Furthermore, the MTD matching efficiencies extracted from simulation and from cosmic ray data are compared and the difference is taken as an additional source of uncertainty. The total uncertainty on the MTD matching efficiency is taken as the quadratic sum of these three sources. It is 9.1% for $0.15 < p_T < 1$ GeV/c and decreases to 1.0% at the highest p_T bin.

Muon PID. The uncertainties in the $n\sigma_T$, Δy , Δz cut efficiencies, extracted from the embedding sample, are estimated the same way as the TPC tracking efficiency. For the Δt_{tof} cut efficiency, the uncertainty comes mainly from the statistical errors on the data points used to extract this efficiency. It is evaluated by randomly changing the data points independently within their individual errors, fitting the randomized data points, and taking the root-mean-square of the resulting efficiency distributions in each muon p_T bin. The total uncertainty on the muon PID efficiency, shown as the band around the efficiency curve in the lower panel of Fig. 2, is the quadratic sum of the two contributions.

MTD triggering. The uncertainty in the MTD trigger efficiency is shown as the shaded band around the efficiency curve in the upper panel of Fig. 2. The main contributions to the uncertainties arise from the procedure of using Δt_{trig} distributions from $p+p$ data to extract this efficiency for Au+Au analysis. The residual difference in the mean values of the Δt_{trig} distributions for J/ψ -decayed muons from the $p+p$ data after shifting and the Au+Au data is taken into account, and so are the uncertainties in the extracted widths of the Δt_{trig} distributions as a function of muon p_T . Alternatively, the widths of the Δt_{trig} distributions in Au+Au collisions are calculated based on those from $p+p$ collisions combined with the difference in the VPD resolutions between the two collision systems. The maximum deviations of all these variations in each muon p_T bin are fit to obtain the uncertainty curves. The statistical errors on the $p+p$ data are also included. Furthermore, the MTD trigger efficiency is verified by comparing the results for muon candidates from the 2015 $p+p$ data and the 2014 minimum-bias Au+Au data, and the difference is assigned as an additional systematic uncertainty which varies from 3.9% at low p_T to 1.1% at high p_T .

All the aforementioned uncertainties are listed in Table 2 for two representative J/ψ p_T bins, i.e. $0.15 < p_T < 1$ GeV/c and $5 < p_T < 6$ GeV/c , in the 0-80% centrality class. The total uncertainties are the quadratic sum of all the individual sources. The uncertainties are fully or largely correlated across different p_T and centrality bins except for the signal extraction uncertainty.

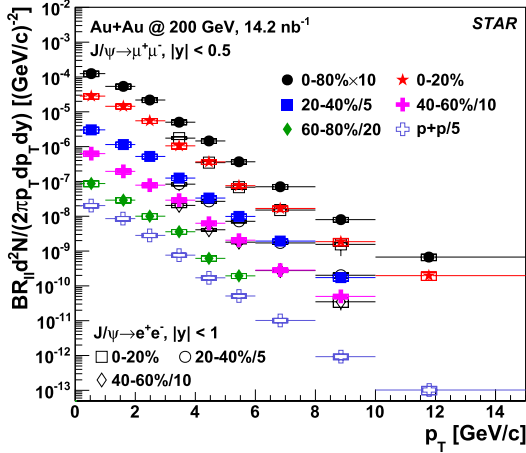


Fig. 3. Invariant yields of inclusive J/ψ , measured through their respective decay channels, in different centrality intervals of Au+Au collisions at $\sqrt{s_{NN}} = 200$ GeV. The data points are placed at the p_T positions whose yields are equal to the average yields of the bins [47]. They are determined from fitting the yields iteratively with an empirical functional form of $A \times p_T \times (1 + (p_T/B)^2)^{-C}$, where A , B , and C are free parameters. The bin widths are indicated by the horizontal error bars around the data points. Also shown in Fig. 3, depicted by open symbols, are the updated in-

6. Results and discussion

The invariant yields of inclusive J/ψ within $|y| < 0.5$ as a function of p_T , measured through the dimuon channel, are shown in Fig. 3 as filled symbols for five different centrality intervals in Au+Au collisions at $\sqrt{s_{NN}} = 200$ GeV. The data points are placed at the p_T positions whose yields are equal to the average yields of the bins [47]. They are determined from fitting the yields iteratively with an empirical functional form of $A \times p_T \times (1 + (p_T/B)^2)^{-C}$, where A , B , and C are free parameters. The bin widths are indicated by the horizontal error bars around the data points. Also shown in Fig. 3, depicted by open symbols, are the updated in-

variant yields of inclusive J/ψ within $|y| < 1.0$ measured through the dielectron channel. In the original paper [6], mistakenly incorrect values were used for the J/ψ reconstruction efficiency, which were too small by 21% (9%) in 0-20% (40-60%) centrality class with little p_T dependence.

The modification of J/ψ production is quantified using the nuclear modification factor (R_{AA}):

$$R_{AA} = \frac{1}{\langle N_{coll} \rangle} \times \frac{\left(\frac{d^2 N_{J/\psi}}{2\pi p_T dp_T dy} \right)_{Au+Au}}{\left(\frac{d^2 N_{J/\psi}}{2\pi p_T dp_T dy} \right)_{p+p}} \quad (2)$$

where $\langle N_{coll} \rangle$ is the average number of binary nucleon-nucleon collisions in a given centrality bin and $\left(\frac{d^2 N_{J/\psi}}{2\pi p_T dp_T dy} \right)_{Au+Au}$, $\left(\frac{d^2 N_{J/\psi}}{2\pi p_T dp_T dy} \right)_{p+p}$ are the invariant J/ψ yields in Au+Au and $p+p$ collisions, respectively. The uncertainty on N_{coll} , evaluated by changing various parameters in the Glauber model, increases from 2.8% in the 0-10% most central collisions to 45% in the 70-80% most peripheral collisions. The reference J/ψ distribution in $p+p$ collisions at $\sqrt{s} = 200$ GeV is obtained by combining STAR and PHENIX measurements [48,49], and shown as open crosses in Fig. 3. The systematic uncertainties, shown as boxes around data points, include the 10% global uncertainty and are largely correlated between p_T bins.

Fig. 4 shows $J/\psi R_{AA}$ as a function of p_T in 200 GeV Au+Au collisions as filled stars. In all centrality bins, the J/ψ production is suppressed at low p_T , which is likely due to the combination of the CNM effects [14] and the dissociation in the QGP. In the 60-80% centrality bin, the normalization uncertainty is large. Within the current uncertainties, the $J/\psi R_{AA}$ shows little dependence on p_T . A sizable suppression in the J/ψ yield is present up to the largest measured p_T bin in central and semi-central collisions. There are several effects that could influence the p_T dependence of R_{AA} . The CNM effects decrease with increasing p_T . High $p_T J/\psi$'s spend less time in the medium and are therefore less likely to be dissociated [50,51]. Furthermore, the relative contributions from b-hadron de-

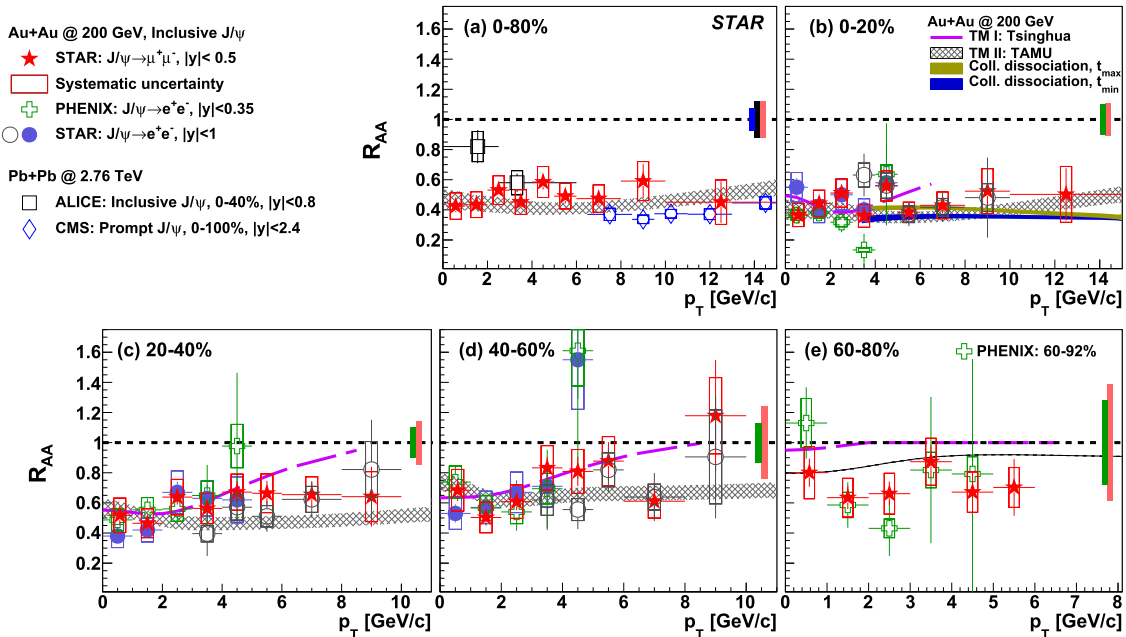


Fig. 4. $J/\psi R_{AA}$ as a function of p_T in different centrality intervals of 200 GeV Au+Au collisions. The error bars and boxes around data points represent the total statistical errors and systematic uncertainties from both Au+Au and $p+p$ measurements. The boxes at unity show the global uncertainties, which for this analysis include the 10% global uncertainty on $p+p$ reference and the N_{coll} uncertainties. Other measurements [6,7,9,11,12] and model calculations [25,28-30] are shown for comparison. In the 0-80% panel, the boxes at unity from left to right correspond to CMS, ALICE and STAR results, while for other panels the left box is for PHENIX and the right one for STAR.

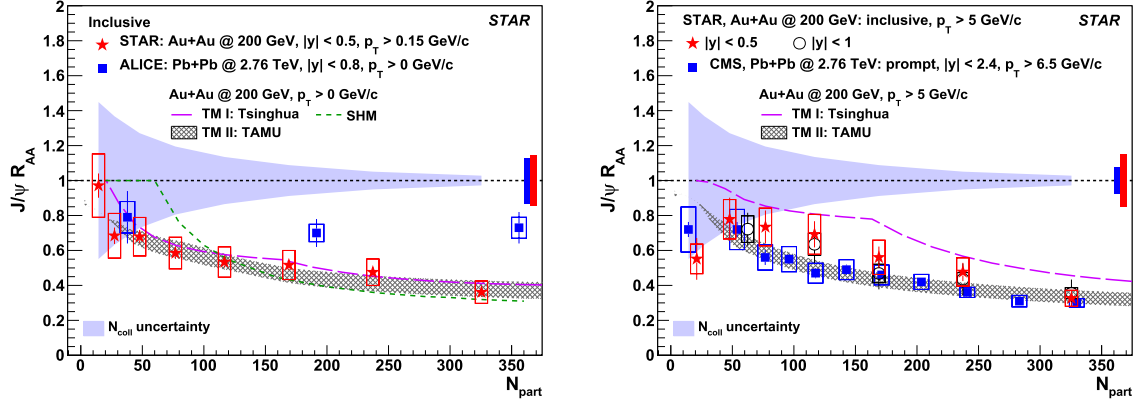


Fig. 5. J/ψ R_{AA} as a function of N_{part} above 0.15 (left) and 5 (right) GeV/c in Au+Au collisions at $\sqrt{s_{NN}} = 200$ GeV, compared to those for Pb+Pb collisions at $\sqrt{s_{NN}} = 2.76$ TeV [11,12]. The error bars and open boxes around the data points represent statistical errors and systematic uncertainties for heavy-ion analyses, respectively. The boxes at unity from left to right show the global uncertainties for the LHC and STAR results. For this analysis, the global uncertainty includes the total uncertainties of the $p+p$ reference. The theoretical calculations are for low and high p_T J/ψ at RHIC [28–30,33].

cays, whose suppression level is expected to be smaller than that of direct J/ψ [30], rise with increasing p_T . Also shown in Fig. 4 as open circles are the updated J/ψ R_{AA} measured through the dielectron channel. These values have been recalculated using the updated J/ψ yields in Au+Au collisions shown in Fig. 3 and the new $p+p$ reference derived in this analysis. Compared to the previously published results on J/ψ R_{AA} [6,7,9], the new results have better precision and span a wider kinematic range. In the overlapping range, good agreement is seen. In the upper left panel of Fig. 4, similar measurements in Pb+Pb collisions at $\sqrt{s_{NN}} = 2.76$ TeV are shown below 6 GeV/c for inclusive J/ψ in 0–40% centrality [11] and between 6.5–15 GeV/c for prompt J/ψ in 0–100% centrality [12]. The J/ψ R_{AA} measured in 0–80% Au+Au collisions at $\sqrt{s_{NN}} = 200$ GeV is substantially below that at the LHC at low p_T , but shows an indication of being systematically larger at higher p_T . Shown as long dashed lines and shaded areas are two transport model calculations for 200 GeV Au+Au collisions from Tsinghua [52] and TAMU [30] groups, which take into account dissociation and regeneration contributions. The Tsinghua model agrees reasonably well with data at low p_T , but shows a different trend at high p_T . On the other hand, the TAMU model gives a fairly good description of data even though the central values of data points are mainly at the upper limit of the model calculation from intermediate to high p_T in non-peripheral events. In 0–20% centrality, the two solid bands extending from 3.5 to 15 GeV/c are theoretical calculations for Au+Au collisions with two different values of the J/ψ formation time [25]. This calculation uses vacuum J/ψ wave function without any screening effect, and includes both radiative energy loss of color-octet $c\bar{c}$ pairs and collisional dissociation of J/ψ . The regeneration is ignored as its contribution is small at large p_T . Both scenarios are consistent with data. All these model calculations include feed-down contributions from excited charmonia and b-hadron decays, as well as CNM effects.

The dependence of the J/ψ suppression on collision centrality is shown in Fig. 5 as filled stars for $p_T > 0.15$ GeV/c and $p_T > 5$ GeV/c in Au+Au collisions at $\sqrt{s_{NN}} = 200$ GeV. It is measured in eight equally divided centrality intervals from 0–10% to 70–80% at low p_T (left panel), while for the high p_T measurement the centrality intervals are the same except that the most peripheral bin is 60–80% (right panel). The updated R_{AA} values from J/ψ 's measured through the dielectron channel are also shown as open circles in the right panel. At both low and high p_T , the J/ψ R_{AA} is seen to decrease from peripheral to central collisions, which is expected in the presence of the QGP. For high p_T J/ψ , where the CNM effects and the regeneration contribution are expected to be

minimal, the J/ψ production in 0–10% central collisions is suppressed by a factor of 3.1 with a significance of 8.5σ , providing strong evidence for the color-screening effect in the deconfined medium. Also shown in Fig. 5 is the J/ψ R_{AA} as a function of N_{part} measured for Pb+Pb collisions at $\sqrt{s_{NN}} = 2.76$ TeV [11,12]. Here, the low- p_T J/ψ 's are above 0 GeV/c and high- p_T J/ψ 's are above 6.5 GeV/c. Inclusion of very low- p_T J/ψ from coherent photoproduction in Pb+Pb collisions has negligible impact on the measured R_{AA} values for $N_{part} > 50$ [53]. The low- p_T J/ψ 's are much more suppressed in central and semi-central collisions at RHIC than at the LHC, likely due to the smaller charm quark production cross-section and thus smaller regeneration contribution at RHIC. On the other hand, there is a hint that the high- p_T J/ψ R_{AA} is systematically higher at RHIC for semi-central bins. This could be because the temperature of the medium created at the LHC is higher than that at RHIC, leading to a higher dissociation rate. Transport model calculations are consistent with the data at low p_T , while the data lay mostly between the two model calculations at high p_T except for the 60–80% peripheral bin and the 0–10% central collisions where the data point coincides with the TAMU model. The result from the Statistical Hadronization Model (SHM), shown as the dashed line in the left panel of Fig. 5, also describes the data reasonably well in non-peripheral events [33]. In the SHM model, the charm quark production cross-section from the fixed-order plus next-to-leading logs calculations [54] is used as input. However, feed-down contributions from b-hadron decays have not been included.

7. Summary

In summary, we report the first measurements of inclusive J/ψ R_{AA} through the dimuon decay channel at mid-rapidity in Au+Au collisions at $\sqrt{s_{NN}} = 200$ GeV by the STAR experiment at RHIC. Compared to previous dielectron measurements, the new results provide an improved measure of J/ψ suppression in the QGP with better precision and in a wider kinematic range. At low p_T , the interplay of the CNM effects, dissociation, and regeneration results in an increasing suppression of J/ψ from peripheral to central collisions. At p_T above 5 GeV/c, the J/ψ yield is significantly suppressed in central collisions, which is caused mainly by color-screening in the medium due to the presence of the QGP. While both the Tsinghua and TAMU transport models describe the centrality dependence of J/ψ R_{AA} at low p_T , their agreement with data degrades at high p_T . The new results presented in this letter

will help constrain model calculations and deepen our understanding of the QGP properties.

Acknowledgements

We thank the RHIC Operations Group and RCF at BNL, the NERSC Center at LBNL, and the Open Science Grid consortium for providing resources and support. This work was supported in part by the Office of Nuclear Physics within the U.S. DOE Office of Science, the U.S. National Science Foundation, the Ministry of Education and Science of the Russian Federation, National Natural Science Foundation of China, Chinese Academy of Sciences, the Ministry of Science and Technology of the People's Republic of China and the Ministry of Education of China, the National Research Foundation of Korea, Czech Science Foundation and Ministry of Education, Youth and Sports of the Czech Republic, Hungarian Nemzeti Kutatási Fejlesztési és Innovációs Hivatal, New National Excellency Programme of the Hungarian Ministry of Human Capacities, Department of Atomic Energy and Department of Science and Technology of the Government of India, the National Science Centre of Poland, the Ministry of Science, Education and Sports of the Republic of Croatia, ROSATOM of Russia and German Bundesministerium für Bildung, Wissenschaft, Forschung und Technologie (BMBF) and the Helmholtz Association.

References

- [1] J. Adams, et al., Experimental and theoretical challenges in the search for the quark gluon plasma: the STAR collaboration's critical assessment of the evidence from RHIC collisions, *Nucl. Phys. A* 757 (2005) 102–183, <https://doi.org/10.1016/j.nuclphysa.2005.03.085>, arXiv:nucl-ex/0501009.
- [2] I. Arsene, et al., Quark gluon plasma and color glass condensate at RHIC? The perspective from the BRAHMS experiment, *Nucl. Phys. A* 757 (2005) 1–27, <https://doi.org/10.1016/j.nuclphysa.2005.02.130>, arXiv:nucl-ex/0410020.
- [3] B.B. Back, et al., The PHOBOS perspective on discoveries at RHIC, *Nucl. Phys. A* 757 (2005) 28–101, <https://doi.org/10.1016/j.nuclphysa.2005.03.084>, arXiv:nucl-ex/0410022.
- [4] K. Adcox, et al., Formation of dense partonic matter in relativistic nucleus-nucleus collisions at RHIC: experimental evaluation by the PHENIX collaboration, *Nucl. Phys. A* 757 (2005) 184–283, <https://doi.org/10.1016/j.nuclphysa.2005.03.086>, arXiv:nucl-ex/0410003.
- [5] T. Matsui, H. Satz, J/ψ suppression by quark-gluon plasma formation, *Phys. Lett. B* 178 (1986) 416–422, [https://doi.org/10.1016/0370-2693\(86\)91404-8](https://doi.org/10.1016/0370-2693(86)91404-8).
- [6] L. Adamczyk, et al., J/ψ production at low p_T in Au+Au and Cu+Cu collisions at $\sqrt{s_{NN}} = 200$ GeV with the STAR detector, *Phys. Rev. C* 90 (2014) 024906, <https://doi.org/10.1103/PhysRevC.90.024906>, arXiv:1310.3563.
- [7] L. Adamczyk, et al., J/ψ production at high transverse momenta in $p+p$ and Au+Au collisions at $\sqrt{s_{NN}} = 200$ GeV, *Phys. Lett. B* 722 (2013) 55–62, <https://doi.org/10.1016/j.physletb.2013.04.010>, arXiv:1208.2736.
- [8] L. Adamczyk, et al., Energy dependence of J/ψ production in Au+Au collisions at $\sqrt{s_{NN}} = 39, 62.4$ and 200 GeV, *Phys. Lett. B* 771 (2017) 13–20, <https://doi.org/10.1016/j.physletb.2017.04.078>, arXiv:1607.07517.
- [9] A. Adare, et al., J/ψ production vs centrality, transverse momentum, and rapidity in Au+Au collisions at $\sqrt{s_{NN}} = 200$ GeV, *Phys. Rev. Lett.* 98 (2007) 232301, <https://doi.org/10.1103/PhysRevLett.98.232301>, arXiv:nucl-ex/0611020.
- [10] B.B. Abelev, et al., Centrality, rapidity and transverse momentum dependence of J/ψ suppression in Pb–Pb collisions at $\sqrt{s_{NN}} = 2.76$ TeV, *Phys. Lett. B* 734 (2014) 314–327, <https://doi.org/10.1016/j.physletb.2014.05.064>, arXiv:1311.0214.
- [11] J. Adam, et al., Inclusive, prompt and non-prompt J/ψ production at mid-rapidity in Pb–Pb collisions at $\sqrt{s_{NN}} = 2.76$ TeV, *J. High Energy Phys.* 07 (2015) 051, [https://doi.org/10.1007/JHEP07\(2015\)051](https://doi.org/10.1007/JHEP07(2015)051), arXiv:1504.07151.
- [12] V. Khachatryan, et al., Suppression and azimuthal anisotropy of prompt and nonprompt J/ψ production in PbPb collisions at $\sqrt{s_{NN}} = 2.76$ TeV, *Eur. Phys. J. C* 77 (2017) 252, <https://doi.org/10.1140/epjc/s10052-017-4781-1>, arXiv:1610.00613.
- [13] A.M. Sirunyan, et al., Measurement of prompt and nonprompt charmonium suppression in PbPb collisions at 5.02 TeV, *Eur. Phys. J. C* 78 (2018) 509, <https://doi.org/10.1140/epjc/s10052-018-5950-6>, arXiv:1712.08959.
- [14] A. Adare, et al., Transverse-momentum dependence of the J/ψ nuclear modification in $d+Au$ collisions at $\sqrt{s_{NN}} = 200$ GeV, *Phys. Rev. C* 87 (3) (2013) 034904, <https://doi.org/10.1103/PhysRevC.87.034904>, arXiv:1204.0777.
- [15] J. Adam, et al., Centrality dependence of inclusive J/ψ production in p-Pb collisions at $\sqrt{s_{NN}} = 5.02$ TeV, *J. High Energy Phys.* 11 (2015) 127, [https://doi.org/10.1007/JHEP11\(2015\)127](https://doi.org/10.1007/JHEP11(2015)127), arXiv:1506.08808.
- [16] M. Aaboud, et al., Measurement of quarkonium production in proton-lead and proton-proton collisions at 5.02 TeV with the ATLAS detector, *Eur. Phys. J. C* 78 (2018) 171, <https://doi.org/10.1140/epjc/s10052-018-5624-4>, arXiv:1709.03089.
- [17] K.J. Eskola, H. Paukkunen, C.A. Salgado, EPS09: a new generation of NLO and LO nuclear parton distribution functions, *J. High Energy Phys.* 04 (2009) 065, <https://doi.org/10.1088/1126-6708/2009/04/065>, arXiv:0902.4154.
- [18] K. Kovarik, et al., nCTEQ15 - global analysis of nuclear parton distributions with uncertainties in the CTEQ framework, *Phys. Rev. D* 93 (2016) 085037, <https://doi.org/10.1103/PhysRevD.93.085037>, arXiv:1509.00792.
- [19] F. Arleo, V.-N. Tram, A systematic study of J/ψ suppression in cold nuclear matter, *Eur. Phys. J. C* 55 (2008) 449–461, <https://doi.org/10.1140/epjc/s10052-008-0604-8>, arXiv:hep-ph/0612043.
- [20] C. Lourenco, R. Vogt, H.K. Woehri, Energy dependence of J/ψ absorption in proton-nucleus collisions, *J. High Energy Phys.* 02 (2009) 014, <https://doi.org/10.1088/1126-6708/2009/02/014>, arXiv:0901.3054.
- [21] D.C. McGlinchey, A.D. Frawley, R. Vogt, Impact parameter dependence of the nuclear modification of J/ψ production in $d+Au$ collisions at $\sqrt{s_{NN}} = 200$ GeV, *Phys. Rev. C* 87 (5) (2013) 054910, <https://doi.org/10.1103/PhysRevC.87.054910>, arXiv:1208.2667.
- [22] F. Arleo, S. Peigne, J/ψ suppression in p-A collisions from parton energy loss in cold QCD matter, *Phys. Rev. Lett.* 109 (2012) 122301, <https://doi.org/10.1103/PhysRevLett.109.122301>, arXiv:1204.4609.
- [23] X.-M. Xu, D. Kharzeev, H. Satz, X.-N. Wang, J/ψ suppression in an equilibrating parton plasma, *Phys. Rev. C* 53 (1996) 3051–3056, <https://doi.org/10.1103/PhysRevC.53.3051>, arXiv:hep-ph/9511331.
- [24] X. Yao, B. Müller, Quarkonium inside the quark-gluon plasma: diffusion, dissociation, recombination, and energy loss, *Phys. Rev. D* 100 (1) (2019) 014008, <https://doi.org/10.1103/PhysRevD.100.014008>, arXiv:1811.09644.
- [25] R. Sharma, I. Vitev, High transverse momentum quarkonium production and dissociation in heavy ion collisions, *Phys. Rev. C* 87 (2013) 044905, <https://doi.org/10.1103/PhysRevC.87.044905>, arXiv:1203.0329.
- [26] A. Andronic, et al., Heavy-flavour and quarkonium production in the LHC era: from proton-proton to heavy-ion collisions, *Eur. Phys. J. C* 76 (2016) 107, <https://doi.org/10.1140/epjc/s10052-015-3819-5>, arXiv:1506.03981.
- [27] S. Digal, P. Petreczky, H. Satz, Quarkonium feed down and sequential suppression, *Phys. Rev. D* 64 (2001) 094015, <https://doi.org/10.1103/PhysRevD.64.094015>, arXiv:hep-ph/0106017.
- [28] L. Yan, P. Zhuang, N. Xu, J/ψ production in quark-gluon plasma, *Phys. Rev. Lett.* 97 (2006) 232301, <https://doi.org/10.1103/PhysRevLett.97.232301>, arXiv:nucl-th/0608010.
- [29] K. Zhou, N. Xu, Z. Xu, P. Zhuang, Medium effects on charmonium production at ultrarelativistic energies available at the CERN large hadron collider, *Phys. Rev. C* 89 (2014) 054911, <https://doi.org/10.1103/PhysRevC.89.054911>, arXiv:1401.5845.
- [30] X. Zhao, R. Rapp, Charmonium in medium: from correlators to experiment, *Phys. Rev. C* 82 (2010) 064905, <https://doi.org/10.1103/PhysRevC.82.064905>, arXiv:1008.5328.
- [31] X. Zhao, R. Rapp, Medium modifications and production of charmonia at LHC, *Nucl. Phys. A* 859 (2011) 114–125, <https://doi.org/10.1016/j.nuclphysa.2011.05.001>, arXiv:1102.2194.
- [32] P. Braun-Munzinger, J. Stachel, (Non)thermal aspects of charmonium production and a new look at J/ψ suppression, *Phys. Lett. B* 490 (2000) 196–202, [https://doi.org/10.1016/S0370-2693\(00\)00991-6](https://doi.org/10.1016/S0370-2693(00)00991-6), arXiv:nucl-th/0007059.
- [33] A. Andronic, P. Braun-Munzinger, K. Redlich, J. Stachel, Decoding the phase structure of QCD via particle production at high energy, *Nature* 561 (7723) (2018) 321–330, <https://doi.org/10.1038/s41586-018-0491-6>, arXiv:1710.09425.
- [34] K.H. Ackermann, et al., STAR detector overview, *Nucl. Instrum. Methods A* 499 (2003) 624–632, [https://doi.org/10.1016/S0168-9002\(02\)01960-5](https://doi.org/10.1016/S0168-9002(02)01960-5).
- [35] L. Ruan, et al., Perspectives of a midrapidity dimuon program at the RHIC: a novel and compact muon telescope detector, *J. Phys. G* 36 (2009) 095001, <https://doi.org/10.1088/0954-3899/36/9/095001>, arXiv:0904.3774.
- [36] C. Adler, A. Denisov, E. Garcia, M.J. Murray, H. Strobele, S.N. White, The RHIC zero degree calorimeters, *Nucl. Instrum. Methods A* 470 (2001) 488–499, [https://doi.org/10.1016/S0168-9002\(01\)00627-1](https://doi.org/10.1016/S0168-9002(01)00627-1), arXiv:nucl-ex/0008005.
- [37] C. Yang, et al., Calibration and performance of the STAR muon telescope detector using cosmic rays, *Nucl. Instrum. Methods A* 762 (2014) 1–6, <https://doi.org/10.1016/j.nima.2014.05.075>, arXiv:1402.1078.
- [38] W.J. Llope, et al., The STAR vertex position detector, *Nucl. Instrum. Methods A* 759 (2014) 23–28, <https://doi.org/10.1016/j.nima.2014.04.080>, arXiv:1403.6855.
- [39] M. Anderson, et al., The star time projection chamber: a unique tool for studying high multiplicity events at RHIC, *Nucl. Instrum. Methods A* 499 (2003) 659–678, [https://doi.org/10.1016/S0168-9002\(02\)01964-2](https://doi.org/10.1016/S0168-9002(02)01964-2), arXiv:nucl-ex/0301015.

- [40] B.I. Abelev, et al., Systematic measurements of identified particle spectra in pp , $d+Au$ and $Au+Au$ collisions at the STAR detector, Phys. Rev. C 79 (2009) 034909, <https://doi.org/10.1103/PhysRevC.79.034909>, arXiv:0808.2041.
- [41] H. Bichsel, A method to improve tracking and particle identification in TPCs and silicon detectors, Nucl. Instrum. Methods A 562 (2006) 154–197, <https://doi.org/10.1016/j.nima.2006.03.009>.
- [42] R. Brun, F. Bruyant, M. Maire, A.C. McPherson, P. Zancarini, vol. GEANT3, CERN-DD-EE-84-1.
- [43] J. Adam, et al., Measurement of an excess in the yield of J/ψ at very low p_T in Pb–Pb collisions at $\sqrt{s_{NN}} = 2.76$ TeV, Phys. Rev. Lett. 116 (2016) 222301, <https://doi.org/10.1103/PhysRevLett.116.222301>, arXiv:1509.08802.
- [44] A.M. Poskanzer, S.A. Voloshin, Methods for analyzing anisotropic flow in relativistic nuclear collisions, Phys. Rev. C 58 (1998) 1671–1678, <https://doi.org/10.1103/PhysRevC.58.1671>, arXiv:nucl-ex/9805001.
- [45] T. Sjostrand, S. Mrenna, P.Z. Skands, PYTHIA 6.4 physics and manual, J. High Energy Phys. 05 (2006) 026, <https://doi.org/10.1088/1126-6708/2006/05/026>, arXiv:hep-ph/0603175.
- [46] J.E. Gaiser, Charmonium Spectroscopy From Radiative Decays of the J/ψ and ψ' , Ph.D. thesis, SLAC, 1982, <http://www-public.slac.stanford.edu/sciDoc/docMeta.aspx?slacPubNumber=slac-r-255.html>.
- [47] G.D. Lafferty, T.R. Wyatt, Where to stick your data points: the treatment of measurements within wide bins, Nucl. Instrum. Methods A 355 (1995) 541–547, [https://doi.org/10.1016/0168-9002\(94\)01112-5](https://doi.org/10.1016/0168-9002(94)01112-5).
- [48] J. Adam, et al., J/ψ production cross section and its dependence on charged-particle multiplicity in $p+p$ collisions at $\sqrt{s} = 200$ GeV, Phys. Lett. B 786 (2018) 87–93, <https://doi.org/10.1016/j.physletb.2018.09.029>, arXiv:1805.03745.
- [49] A. Adare, et al., Transverse momentum dependence of J/ψ polarization at midrapidity in $p+p$ collisions at $s^{*(1/2)} = 200$ GeV, Phys. Rev. D 82 (2010) 012001, <https://doi.org/10.1103/PhysRevD.82.012001>, arXiv:0912.2082.
- [50] J.P. Blaizot, J.-Y. Ollitrault, On the fate of a J/ψ produced in a nucleus-nucleus collision, Phys. Rev. D 39 (1989) 232, <https://doi.org/10.1103/PhysRevD.39.232>.
- [51] F. Karsch, R. Petronzio, χ and J/ψ suppression in heavy ion collisions and a model for its momentum dependence, Z. Phys. C 37 (1988) 627, <https://doi.org/10.1007/BF01549724>.
- [52] Y.-p. Liu, Z. Qu, N. Xu, P.-f. Zhuang, J/ψ transverse momentum distribution in high energy nuclear collisions at RHIC, Phys. Lett. B 678 (2009) 72–76, <https://doi.org/10.1016/j.physletb.2009.06.006>, arXiv:0901.2757.
- [53] J. Adam, et al., Differential studies of inclusive J/ψ and $\psi(2S)$ production at forward rapidity in Pb–Pb collisions at $\sqrt{s_{NN}} = 2.76$ TeV, J. High Energy Phys. 05 (2016) 179, [https://doi.org/10.1007/JHEP05\(2016\)179](https://doi.org/10.1007/JHEP05(2016)179), arXiv:1506.08804.
- [54] M. Cacciari, M. Greco, P. Nason, The p_T spectrum in heavy-flavor hadroproduction, J. High Energy Phys. 05 (1998) 007, <https://doi.org/10.1088/1126-6708/1998/05/007>, arXiv:hep-ph/9803400.