

ISBN 978-4-902869-45-3

第一次・第二次団体の基礎構造に関する調査（アメリカ）
統合コードブック

Cross-national Survey on Civil Society Organizations and Interest
Groups in USA, 1st and 2nd (Interest Groups Survey and Non-
Profit Organization Survey, US-JIGS1, US-JIGS2)
Integrated Codebook for Comparative Analysis

辻中豊・李俊九 編

東海大学 2021 年 3 月

独立行政法人日本学術振興会 科学研究費補助金基盤研究（A）
『日本とアジアの市民社会と都市ガバナンスの比較実証・公共政策研究』
（辻中豊 代表 2020 年度から 2024 年度 課題番号：20H00064）

研究報告書

東海大学総合研究機構「QOL 向上のための、日本とアジアにおける都市ガバナンスモ
デルの構築」（出雲明子代表、2019 年度から 2021 年度）

研究報告書

はじめに

本報告書は、比較研究のための整理が進んでいなかったアメリカの都市・地域での2次にわたる団体の基礎構造に関する市民社会組織への調査（調査票での記載は、Survey of Associations, Clubs, and Organizations, 1999、略称、US-JIGS1、利益団体調査 1999、同様に調査票・webでの記載は Nonprofit - Government Relations in the Washington, D.C. Metropolitan Area 2010, and Seattle Comprehensive Nonprofit Survey 2009, 略称、US-JIGS2 非営利団体調査 2009-10）を、比較分析のためにデータを再精査し、統合データセットとして仕上げるとともに、コードブックを作成したものである。

アメリカ調査では、後述するように第一次でワシントン首都圏、ノースカロライナ州、第二次でシアトル大都市圏、ワシントン首都圏を対象に調査している。現在の研究焦点である日本とアジアの都市ガバナンスの特徴を知るためには、域外での準拠枠組みが必要となる。私たちはアジア圏外では、アメリカやブラジル、さらにドイツなどヨーロッパ数か国において JIGS 調査を遂行しており、適宜、比較対照して考察する予定である。特にこの時期のアメリカは、民主党と共和党が対照的な大統領を交互に生み出し、政治の領域の対立に留まらず、社会的亀裂・対立も激化しており、それ自体としても大変興味深い対象時期である。

「団体の基礎構造に関する調査」研究グループ（辻中豊代表、略称：団体基礎構造研究会、JIGS）では、1997 年以来 25 年にわたって日本および世界の市民社会組織、利益団体に関する実証的調査研究を行ってきた。現在、代表者の異動（2018 年 4 月）に伴って東海大学政治経済学部政治学科、NPO・NGO センターに事務局（連絡先：辻中研究室、湘南キャンパス 3 号館 10 階 17 研究室）を置くとともに、これまで同様に筑波大学人文社会系・ICR・国際比較日本研究センター(CAJS)¹にも研究拠点（連絡先、ICR 山本英弘研究室）を置いている。

本報告書は、直接的には、独立行政法人日本学術振興会科学研究費補助金基盤研究 A（1998 年度から 2001 年度）『米欧アジア主要国家における地球環境政策ネットワークに関する比較政治学的実証分析』（課題番号：10302002、辻中豊代表）、および文部科学省特別推進研究（2005 年度から 2009 年度）『日韓米独中における 3 レベルの市民社会構造とガバナンスに関する総合的比較実証研究』（課題番号：17002001、辻中豊代表）、ならびに独立行政法人日本学術振興会科学研究費補助金基盤研究 S（2010 年度から 2014 年度）『政治構造変動と圧力団体、政策ネットワーク、市民社会の変容に関する比較実証研

¹ 2014 年度より人文社会国際比較研究機構（ICR）が新設され、国際比較日本研究センターは ICR の「持続可能社会の実現」領域において活動を継続し、研究成果の国際発信などの面でのサポートが強化されている。ICR については、<https://icrhs.tsukuba.ac.jp>

究』（課題番号：22223001、辻中豊代表）の下になされた団体調査²を、後継の基盤研究A「日本とアジアの市民社会と都市ガバナンスの比較実証・公共政策研究」（2020年度から2024年度 課題番号：20H00064、辻中豊代表）（Comparative Empirical and Public Policy Study on Civil Society and Urban Governance between Japan and Asia、略称：辻中基盤Aプロジェクト）においてとりまとめたものである。同時に、東海大学総合研究機構プロジェクト研究「QOL向上のための、日本とアジアにおける都市ガバナンスモデルの構築」（出雲明子代表、2019年度から21年度）からも研究遂行のための臨時職員スタッフ雇用等の資金をえており、その研究成果でもある。

2019年に発生し2020年以降急速に問題化したCOVID-19パンデミックだけでなく、近年、日本を含むアジア諸国においても、いや世界全体において、地域をめぐる様々な問題が噴出し、その解決に向けて従来からの行政機構だけでなく、地方自治体や市民社会組織、さらにはそこでの市民意識が重要な役割を演じていることが注目されている。都市の課題とローカルガバナンスへの関心がますます高まっている。深刻な社会的亀裂・対立が激化するアメリカでも、事情は共通する。21世紀へ転換する時期からトランプ政権誕生前の時期にかけてのアメリカにおいて、果たして、どのような団体の基礎構造が存在し、またどのような団体活動が観察できるだろうか。また、それらの構造や活動は、アメリカの社会や政治にどのような影響を与えているだろうか。

一連のJIGSプロジェクトにおいては、ローカルガバナンスの特徴（国家・市民社会関係パターン）を比較実証的に明らかにすることを目的として、社会団体（電話帳等の団体データベース母集団）調査、地方政府（市区自治体）調査、住民組織（自治会・町内会）調査、市民意識調査という4つの異なる調査を企画し実施してきた。アメリカの2次にわたる調査は、いわば社会団体調査に相当するものを、2時点4地域で行ったものである。なおアメリカに関しては、地球環境政策ネットワーク調査（1998-1999年、US-GEAPON調査）ならびに市民（有権者）意識調査（2014年、U-VAS2）も実施している。

今回ここに統合された調査の各々に関しては、すでに個別のコードブックは公刊されており、筑波大学レポジトリ（<https://tsukuba.repo.nii.ac.jp/>）で参照することができる。Survey of Associations, Clubs, and Organizations, 1999、略称、US-JIGS1、利益団体調査1999を実施した当時の研究者は、辻中豊と石生義人氏（現在、国際基督教大学教養学部教授）であり、当時メリーランド大学の教員であったMiranda A. Schreurs氏（現在、Technical University of Munich教授）の協力をえて、Survey Research Center of University of Marylandが実務を担当した。データ整備ならびにコードブック作成は崔宰栄氏（現在、筑波大学人文社会系准教授）が行い、分析に際しては、森裕城氏（現在、同志社大学教授）、三輪博樹氏（現在、帝京大学准教授）の協力も得た。

続く、シアトル地区の調査Seattle Comprehensive Nonprofit Survey 2009は、辻中豊がRobert Pekkanen氏（現在、University of Washington, Seattle教授）の協力をえて実施した。調査の実務は、Nancy Bell Evans Center on Nonprofit & Philanthropyが担当した。データ整備ならびにコードブック作成は崔宰栄氏と小橋洋平氏（当時研究員、現在、株式会社わたしは取締役CTO）が行った。

² 科研費以外にも、筑波大学の学内プロジェクトならびに特別プロジェクト（比較市民社会・国家・文化特別プロジェクト）、サントリー文化財団、松下国際財団からの助成も得ている。記して感謝を表す。

さらに、ワシントン DC の調査、Nonprofit -Government Relations in the Washington, D.C. Metropolitan Area 2010 も、辻中豊が Robert Pekkanen 氏の協力をえて実施した。調査の実務は、Urban Institute, Center on Nonprofit & Philanthropy が担当した。データ整備ならびにコードブック作成は同様に、崔宰栄氏と小橋洋平氏が行った。

なお科学研究費や学内プロジェクトなどの煩雑な事務作業は、舘野喜和子さん（当時、非常勤職員）がほぼ一貫して遂行した。

すべての調査関係者と調査に応じていただいた被対象者の方々に、この機会に再度、深く謝意を表したい。

（辻中豊）

Table of Contents

Part I. Overview	xI
Overview	xiii
Response Detail by Survey	xv
Comparison of the Questions in US-JIGS	xix
Part II. Survey Results	1
UA01 - US-WA-JIGS2: Q01, US-DC-JIGS2: Not regular question, US-JIGS1: Not regular question	3
[UA_0101_ALL] State (WA: Q01r1, DC: region, US1: area).....	3
UA02 - US-WA-JIGS2: Q02, US-DC-JIGS2: None, US-JIGS1: Q20	4
[UA_02_WA_US1_decade] What year was your organization established? (WA: Q02, DC: N/A, US1: q20@20).....	4
UA03 - US-WA-JIGS2: None, US-DC-JIGS2: Q04, US-JIGS1: None	5
[UA_03_DC] Best describes why organization was formed (WA: N/A, DC: q04, US1: N/A).....	5
UA04 - US-WA-JIGS2: Q04, US-DC-JIGS2: Not regular question, US-JIGS1: Q04, Q05, Q06, Q07	6
[UA_04_ALL] Legal status of organization (WA: Q04, DC: status, US1: q7@7).....	6
[UA_0401_US1] An IRS tax-exempt status (WA: N/A, DC: N/A, US1: q6@6).....	6
[UA_0402_US1] It's profit or non-profit, or a government organization (WA: N/A, DC: N/A, US1: q5@5).....	6
[UA_0403_US1] Is it incorporated (WA: N/A, DC: N/A, US1: q4@4).....	6
UA05 - US-WA-JIGS2: Q05, US-DC-JIGS2: Q03, US-JIGS1: Q08	7
[UA_05_ALL] Type of organization (WA: Q05, DC: q03, US1: q8@8).....	7
UA06 - US-WA-JIGS2: Q06, US-DC-JIGS2: Q01, US-JIGS1: Q03, Q01	8
[UA_06_U2] Geographic area that group serves (WA: Q06, DC: q01, US1: N/A).....	8
[UA_0601_ALL] Local office conduct its activities in local area (WA: N/A, DC: N/A, US1: q3@3a).....	8
[UA_0602_ALL] Local office conduct its activities in state area (WA: N/A, DC: N/A, US1: q3@3b).....	8
[UA_0603_ALL] Local office conduct its activities in national area (WA: N/A, DC: N/A, US1: q3@3c).....	8
[UA_0604_ALL] Local office conduct its activities in national area (WA: N/A, DC: N/A, US1: q3@3d).....	9
[UA_06_O1_ALL] Organization conducts its activities in local area (WA: N/A, DC: N/A, US1: q1@1a).....	9
[UA_06_O2_ALL] Organization conducts its activities in state area (WA: N/A, DC: N/A, US1: q1@1b).....	9
[UA_06_O3_ALL] Organization conducts its activities in national area (WA: N/A, DC: N/A, US1: q1@1c).....	9
[UA_06_O4_ALL] Organization conducts its activities in national area (WA: N/A, DC: N/A, US1: q1@1d).....	9
UA07 - US-WA-JIGS2: Q07, US-DC-JIGS2: Q02, US-JIGS1: None	10
[UA_07_US2] How much political influence does group have? (WA: Q07, DC: q02, US1: N/A).....	10
UA08 - US-WA-JIGS2: Q08, US-DC-JIGS2: Q28, US-JIGS1: Q21	11
[UA_0801_ALL_R] For 2008, # of full-time staff (WA) - Number Full-time staff (DC) (WA: Q08a, DC: q28_1, US1: q21@21_3).....	11
[UA_0802_ALL_R] For 2008, # of part-time staff (WA) - Number Part-time staff (DC) (WA: Q08b, DC: q28_2, US1: q21@21_4).....	11
[UA_08_03to04_ALL_R] Number of all types of volunteers (WA: N/A, DC: N/A, US1: q21@21_5).....	11
[UA_0803_US2_R] For 2008, # of regular volunteers (WA) - Number Regular volunteers (DC) (WA: Q08c, DC: q28_3, US1: N/A).....	12
[UA_0804_US2_R] For 2008, # of episodic volunteers (WA) - Number Episodic volunteers (DC) (WA: Q08d, DC: q28_4, US1: N/A).....	12
[UA_0805_US2_R] For 2008, # of regular members (WA) - Number Regular members (DC) (WA: Q08e, DC: q28_5, US1: N/A).....	12
[UA_0806_US2_R] For 2008, # of board members (WA) - Number Board members (DC) (WA: Q08f, DC: q28_6, US1: N/A).....	13
[UA_0807_US2_R] For 2008, # of voting members (WA) - Number Voting members (DC) (WA: Q08g, DC: q28_7, US1: N/A).....	13
[UA_0808_US1_R] How many individual members (WA: N/A, DC: N/A, US1: q21@21_1).....	13
[UA_0809_US1_R] How many organizational members (WA: N/A, DC: N/A, US1: q21@21_2).....	14

UA09 - US-WA-JIGS2: Q09, US-DC-JIGS2: Q06, US-JIGS1: Q02, Q02a	15
[UA_09_ALL] Your organization is?? (WA: Q09, DC: q06, US1: q2@2)	15
[UA_0901_US1] Being the National Office (WA: N/A, DC: N/A, US1: q2@2a)	15
UA10 - US-WA-JIGS2: Q10, US-DC-JIGS2: Q07, US-JIGS1: Q09.....	16
[UA_1001_ALL] Provide members with information (WA: Q10a, DC: q07_1, US1: q9@9_13)	16
[UA_1002_ALL] Advance member's economic interests (WA: Q10b, DC: q07_2, US1: q9@9_1)	16
[UA_1003_ALL] Protect members' lives or rights (WA: Q10c, DC: q07_3, US1: q9@9_2)	16
[UA_1004_ALL] Provide members with education/training (WA: Q10d, DC: q07_4, US1: q9@9_3)	16
[UA_1005_ALL] Assist members to receive funding from gov. (WA: Q10e, DC: q07_5, US1: q9@9_4).....	16
[UA_1006_ALL] Provide mems w/ admin. help in obtain licenses (WA: Q10f, DC: q07_6, US1: q9@9_6).....	17
[UA_1007_ALL] Make appeals or requests to the government (WA: Q10g, DC: q07_7, US1: q9@9_8).....	17
[UA_1008_ALL] Collect info and distribute it to nonmembers (WA: Q10h, DC: q07_8, US1: q9@9_10).....	17
[UA_1009_US2] Provide nonmembers with policy recommend (WA: Q10i, DC: q07_9, US1: N/A).....	17
[UA_1010_ALL] Educate the public to achieve public goals (WA: Q10j, DC: q07_10, US1: q9@9_9)	17
[UA_1011_ALL] Provide other groups of individuals w/ funds (WA: Q10k, DC: q07_11, US1: q9@9_11)	17
[UA_10_12to13_ALL] Does it provide services to public (1012 + 1013) (WA: N/A, DC: N/A, US1: q9@9_12)	18
[UA_1012_US2] Provide the public with services for a fee (WA: Q10l, DC: q07_12, US1: N/A)	18
[UA_1013_US2] Provide the public with free or subsidize services (WA: Q10m, DC: q07_13, US1: N/A)	18
[UA_1014_US1] does accredit or licensing members (WA: N/A, DC: N/A, US1: q9@9_5)	18
[UA_1015_US1] Does it provide social policies and recreation activities (WA: N/A, DC: N/A, US1: q9@9_7).....	18
[UA_1016_ALL] Other (WA: Q10n, DC: q07_14, US1: q9@9_14).....	18
UA11 - US-WA-JIGS2: Q11, US-DC-JIGS2: Q12, US-JIGS1: Q10.....	19
[UA_11_01to02] Does it influence Fiscal, Financial policies (1101 + 1002) (WA: N/A, DC: N/A, US1: q10@10_i)	19
[UA_1101_US2] Policy areas: Fiscal policy (WA: Q11_1, DC: q12_1, US1: N/A).....	19
[UA_1102_US2] Policy areas: Financial policy (WA: Q11_2, DC: q12_2, US1: N/A).....	19
[UA_1103_ALL] Policy areas: Trade policy (WA: Q11_3, DC: q12_3, US1: q10@10_q).....	19
[UA_1104_ALL] Policy areas: Industry promotion (WA: Q11_4, DC: q12_4, US1: q10@10_m).....	19
[UA_1105_ALL] Policy areas: Construction/public works (WA: Q11_5, DC: q12_5, US1: q10@10_p).....	20
[UA_1106_US2] Policy areas: Traffic/transportation (WA: Q11_6, DC: q12_6, US1: N/A)	20
[UA_1107_ALL] Policy areas: Communication/information (WA: Q11_7, DC: q12_7, US1: q10@10_b)	20
[UA_1108_US2] Policy areas: Science/technology (WA: Q11_8, DC: q12_8, US1: N/A)	20
[UA_1109_US2] Policy areas: Regional development (WA: Q11_9, DC: q12_9, US1: N/A)	20
[UA_1110_ALL] Policy areas: Foreign policy (WA: Q11_10, DC: q12_10, US1: q10@10_e).....	20
[UA_1111_ALL] Policy areas: Peace/security policy (WA: Q11_11, DC: q12_11, US1: q10@10_o).....	21
[UA_1112_ALL] Policy areas: Crime prevention (WA: Q11_12, DC: q12_12, US1: q10@10_d).....	21
[UA_1113_ALL] Policy areas: Justice/human rights (WA: Q11_13, DC: q12_13, US1: q10@10_l).....	21
[UA_1114_ALL] Policy areas: Education (WA: Q11_14, DC: q12_14, US1: q10@10_g).....	21
[UA_1115_US2] Policy areas: Gender (WA: Q11_15, DC: q12_15, US1: N/A).....	21
[UA_1116_US2] Policy areas: Local politics (WA: Q11_16, DC: q12_16, US1: N/A).....	21
[UA_1117_ALL] Policy areas: Labor (WA: Q11_17, DC: q12_17, US1: q10@10_n).....	22
[UA_1118_ALL] Policy areas: Agriculture/Fishing (WA: Q11_18, DC: q12_18, US1: q10@10_a).....	22
[UA_1119_ALL] Policy areas: Consumer rights/advocacy (WA: Q11_19, DC: q12_19, US1: q10@10_c).....	22
[UA_1120_ALL] Policy areas: Environment (WA: Q11_20, DC: q12_20, US1: q10@10_h)	22
[UA_11_21to22_ALL] Policy areas: Health/welfare/medical (WA + 2 DC) (WA: Q11_21, DC: N/A, US1: N/A)	22
[UA_1121_DC_US1] Health/welfare/medical (WA) - Policy areas: Health/medicine (DC) (WA: N/A, DC: q12_21, US1: q10@10_j)	22
[UA_1122_DC_US1] Health/welfare/medical (WA) - Policy areas: Social welfare (DC) (WA: N/A, DC: q12_22, US1: q10@10_r).....	23
[UA_1123_US2] Policy areas: International exchange/aid (WA: Q11_22, DC: q12_23, US1: N/A).....	23
[UA_11_24to26_ALL] Art/scholarship/sports (WA + 3 DC) (WA: Q11_23, DC: N/A, US1: N/A).....	23
[UA_1124_DC] Art/scholarship/sports (WA) - Policy areas: Arts and culture (DC) (WA: N/A, DC: q12_24, US1: N/A)	23

[UA_1125_DC] Art/scholarship/sports (WA) - Policy areas: Scholarly inquiry (DC) (WA: N/A, DC: q12_25, US1: N/A)	23
[UA_1126_DC] Art/scholarship/sports (WA) - Policy areas: Sports and recreation (DC) (WA: N/A, DC: q12_26, US1: N/A)	23
[UA_1127_US2] Policy areas: Organization building (WA: Q11_24, DC: q12_27, US1: N/A)	24
[UA_1128_US2] Policy areas: Religion (WA: Q11_25, DC: q12_28, US1: N/A)	24
[UA_1129_US2] Policy areas: Minority issues/anti-discrimination (WA: Q11_26, DC: q12_29, US1: N/A)	24
[UA_1130_US1] Does it influence Economic/development policies (WA: N/A, DC: N/A, US1: q10@10_f)	24
[UA_1131_US1] Does it influence Housing policies (WA: N/A, DC: N/A, US1: q10@10_k)	24
[UA_1132_ALL] Policy areas: Other (WA: Q11_27, DC: q12_30, US1: q10@10_s)	24
[UA_11A_US2] Most important policy area (WA: Q11a, DC: q12a, US1: N/A)	25
UA12 - US-WA-JIGS2: Q12, US-DC-JIGS2: Q09, US-JIGS1: None	26
[UA_12_US2] Requirements for becoming a member? (WA: Q12, DC: q09, US1: N/A)	26
[UA_1201_US2] Requirements: Practice certain religion (WA: Q12a_1, DC: q09a_1, US1: N/A)	26
[UA_1202_US2] Requirements: Work in a certain industry (WA: Q12a_2, DC: q09a_2, US1: N/A)	26
[UA_1203_US2] Requirements: Certain occupation (WA: Q12a_3, DC: q09a_3, US1: N/A)	26
[UA_1204_US2] Requirements: Certain positions/posts (WA: Q12a_4, DC: q09a_4, US1: N/A)	26
[UA_1205_US2] Requirements: Certain licenses (WA: Q12a_5, DC: q09a_5, US1: N/A)	27
[UA_1206_US2] Requirements: Certain nationality (WA: Q12a_6, DC: q09a_6, US1: N/A)	27
[UA_1207_US2] Requirements: Other (WA: Q12a_7, DC: q09a_7, US1: N/A)	27
UA13 - US-WA-JIGS2: Q13, US-DC-JIGS2: Q10, US-JIGS1: None	28
[UA_13_US2] Org. religious congregation or other religious org? (WA: Q13, DC: q10, US1: N/A)	28
[UA_1301_US2] Is organization affiliated with religious group? (WA: Q13b, DC: q10a, US1: N/A)	28
UA14 - US-WA-JIGS2: Q15, US-DC-JIGS2: Q08, US-JIGS1: None	29
[UA_14_US2] Does your organization have members? (WA: Q15, DC: q08, US1: N/A)	29
[UA_1401_US2] How often members get involved in decisions making? (WA: Q15a_1, DC: q08a_a, US1: N/A)	29
[UA_1402_US2] How often members participate in organization events? (WA: Q15a_2, DC: q08a_b, US1: N/A)	29
[UA_1403_US2] How often members pay fee or make donation? (WA: Q15a_3, DC: q08a_c, US1: N/A)	29
[UA_1404_US2] How often members elect board of directors? (WA: Q15a_4, DC: q08a_d, US1: N/A)	30
[UA_140501_US2] How often members interact with each other? (WA) - How often: interact with each other, such as meet, talk or email (DC) (WA: Q15a_5, DC: q08a_e, US1: N/A)	30
[UA_140502_US2] How often members meet with each other? (WA) - How often: interact with each other, such as meet, talk or email (DC) (WA: Q15a_7, DC: N/A, US1: N/A)	30
[UA_1406_US2] How often members meet with board of directors? (WA: Q15a_6, DC: q08a_f, US1: N/A)	30
[UA_1407_US2] How often members use email lists? (WA: Q15a_8, DC: q08a_g, US1: N/A)	31
[UA_1408_US2] How often members use bulletin boards or web? (WA: Q15a_9, DC: q08a_h, US1: N/A)	31
UA15 - US-WA-JIGS2: Q16, US-DC-JIGS2: Q11, US-JIGS1: Q19	32
[UA_1501_ALL] Most important source (WA: N/A, DC: q11_1, US1: q19@19_a)	32
[UA_1502_ALL] Second most important source (WA: N/A, DC: q11_2, US1: q19@19_b)	32
[UA_1503_ALL] Third most important source (WA: N/A, DC: q11_3, US1: q19@19_c)	33
UA16 - US-WA-JIGS2: Q17, US-DC-JIGS2: Q23, US-JIGS1: None	34
[UA_1601_US2] Organization represents your organization at state or national level? (WA: Q17, DC: q23, US1: N/A)	34
[UA_1602_US2] Is this organization local, state, or national level? (WA: Q17b, DC: q23b, US1: N/A)	34
[UA_160301_US2] How much influence org have on public policy on the local level? (WA: Q17c_1, DC: q23c_1, US1: N/A)	34
[UA_160302_US2] How much influence org have on public policy on the state level? (WA: Q17c_2, DC: q23c_2, US1: N/A)	34
[UA_160303_US2] How much influence org have on public policy on national level? (WA: Q17c_3, DC: q23c_3, US1: N/A)	35
[UA_160304_US2] How much influence org have on public policy on all levels? (WA: Q17c_4, DC: q23c_4, US1: N/A)	35
UA17 - US-WA-JIGS2: Q18, US-DC-JIGS2: Q13, US-JIGS1: None	36
[UA_17_US2] Does organization get involved in public policy? (WA: Q18, DC: q13, US1: N/A)	36
UA18 - US-WA-JIGS2: Q19, US-DC-JIGS2: Q15, US-JIGS1: None	37
[UA_18_US2] Does organization employee lobbyist? (WA: Q19, DC: q15, US1: N/A)	37

UA19 - US-WA-JIGS2: Q20, US-DC-JIGS2: Q14, US-JIGS1: None	38
[UA_19_US2] Your org. affiliated with political committee? (WA: Q20, DC: q14, US1: N/A)	38
UA20 - US-WA-JIGS2: Q21, US-DC-JIGS2: Q16, US-JIGS1: None	38
[UA_2001_US2] Org enacted new policy on federal level? (WA: Q21a, DC: q16_a, US1: N/A).....	38
[UA_2002_US2] Org stopped or modified policy on federal level? (WA: Q21b, DC: q16_b, US1: N/A).....	38
[UA_2003_US2] Org enacted new policy on state level? (WA: Q21c, DC: q16_c, US1: N/A).....	38
[UA_2004_US2] Org stopped or modified policy on state level? (WA: Q21d, DC: q16_d, US1: N/A).....	39
[UA_2005_US2] Org enacted new policy on local level? (WA: Q21e, DC: q16_e, US1: N/A).....	39
[UA_2006_US2] Org stopped or modified policy on local level? (WA: Q21f, DC: q16_f, US1: N/A).....	39
UA21 - US-WA-JIGS2: Q22, US-DC-JIGS2: Q17, US-JIGS1: None	40
[UA_2101_US2] Work in coal. w/other org enact new policy-federal level? (WA: Q22a, DC: q17_a, US1: N/A).....	40
[UA_2102_US2] Work in coal. w/other org stop policy-federal level? (WA: Q22b, DC: q17_b, US1: N/A).....	40
[UA_2103_US2] Work in coal. w/other org enact new policy-state level? (WA: Q22c, DC: q17_c, US1: N/A).....	40
[UA_2104_US2] Work in coal. w/other org stop policy-state level? (WA: Q22d, DC: q17_d, US1: N/A).....	40
[UA_2105_US2] Work in coal. w/other org enact new policy- local level? (WA: Q22e, DC: q17_e, US1: N/A).....	40
[UA_2106_US2] Work in coal. w/other org stop policy- local level? (WA: Q22f, DC: q17_f, US1: N/A).....	41
UA22 - US-WA-JIGS2: Q23, US-DC-JIGS2: Q19, US-JIGS1: Q11	42
[UA_22_ALL] Encounter any group that oppose orgs policy? (WA: Q23, DC: q19, US1: q11@11).....	42
UA23 - US-WA-JIGS2: Q24, US-DC-JIGS2: Q18, US-JIGS1: Q17	43
[UA_2301_US2] Trying to influence policy how often assist in drafting bills (WA: Q24a, DC: q18_a, US1: N/A).....	43
[UA_2302_US2] Trying to influence policy how often provide expertise (WA: Q24b, DC: q18_b, US1: N/A).....	43
[UA_2303_US2] Trying to influence policy how often contribute public comment (WA: Q24c, DC: q18_c, US1: N/A).....	43
[UA_2304_ALL] Trying to influence policy how often ask members to call or send letters to gov (WA: Q24d, DC: q18_d, US1: q17@17_a).....	43
[UA_2305_US2] Trying to influence policy how often solicit signatures (WA: Q24e, DC: q18_e, US1: N/A).....	44
[UA_2306_US2] Trying to influence policy how often attend meetings (WA: Q24f, DC: q18_f, US1: N/A).....	44
[UA_2307_US2] Trying to influence policy how often direct actions (WA: Q24g, DC: q18_g, US1: N/A).....	44
[UA_2308_ALL] Trying to influence policy how often provide media with information (WA: Q24h, DC: q18_h, US1: q17@17_g).....	44
[UA_2309_US2] Trying to influence policy how often make statements at press conference (WA: Q24i, DC: q18_i, US1: N/A).....	45
[UA_2310_ALL] Trying to influence policy how often place opinion ads in TV, newspapers, magazine (WA: Q24j, DC: q18_j, US1: q17@17_i).....	45
[UA_2311_ALL] Trying to influence policy how often form an alliance with other groups (WA: Q24k, DC: q18_k, US1: q17@17_h).....	45
[UA_2312_ALL] Trying to influence policy how often seek the involvement of influential local figures (WA: Q24l, DC: q18_l, US1: q17@17_j).....	45
UA24 - US-WA-JIGS2: Q25, US-DC-JIGS2: Q05, US-JIGS1: None	46
[UA_240101_US2] National gov authorize our legal status (WA: Q25a_1, DC: q05_a_1, US1: N/A).....	46
[UA_240102_US2] State gov authorize our legal status (WA: Q25a_2, DC: q05_a_2, US1: N/A).....	46
[UA_240103_US2] Local gov authorize our legal status (WA: Q25a_3, DC: q05_a_3, US1: N/A).....	46
[UA_240201_US2] National gov regulate our activities (WA: Q25b_1, DC: q05_b_1, US1: N/A).....	46
[UA_240202_US2] State gov regulate our activities (WA: Q25b_2, DC: q05_b_2, US1: N/A).....	46
[UA_240203_US2] Local gov regulate activities (WA: Q25b_3, DC: q05_b_3, US1: N/A).....	47
[UA_240301_US2] We provide services desired by the national gov. (WA: Q25c_1, DC: q05_c_1, US1: N/A).....	47
[UA_240302_US2] We provide services desired by the state gov. (WA: Q25c_2, DC: q05_c_2, US1: N/A).....	47
[UA_240303_US2] We provide services desired by the local gov. (WA: Q25c_3, DC: q05_c_3, US1: N/A).....	47
[UA_240401_US2] We monitor national gov policies/implementation (WA: Q25d_1, DC: q05_d_1, US1: N/A).....	47
[UA_240402_US2] We monitor state gov policies/implementation (WA: Q25d_2, DC: q05_d_2, US1: N/A).....	47
[UA_240403_US2] We monitor local gov policies/implementation (WA: Q25d_3, DC: q05_d_3, US1: N/A).....	48
[UA_240501_US2] We receive grants or contract from national gov (WA: Q25e_1, DC: q05_e_1, US1: N/A).....	48
[UA_240502_US2] We receive grants or contract from state gov (WA: Q25e_2, DC: q05_e_2, US1: N/A).....	48
[UA_240503_US2] We receive grants or contract from local gov (WA: Q25e_3, DC: q05_e_3, US1: N/A).....	48
[UA_240601_US2] We receive in-kind assistance from national gov (WA: Q25f_1, DC: q05_f_1, US1: N/A).....	48
[UA_240602_US2] We receive in-kind assistance from state gov (WA: Q25f_2, DC: q05_f_2, US1: N/A).....	48

[UA_240603_US2] We receive in-kind assistance from local gov (WA: Q25f_3, DC: q05_f_3, US1: N/A)	49
[UA_240701_US2] We try to influence national gov policy (WA: Q25g_1, DC: q05_g_1, US1: N/A)	49
[UA_240702_US2] We try to influence state gov policy (WA: Q25g_2, DC: q05_g_2, US1: N/A).....	49
[UA_240703_US2] We try to influence local gov policy (WA: Q25g_3, DC: q05_g_3, US1: N/A)	49
UA25 - US-WA-JIGS2: Q26, US-DC-JIGS2: Q21, US-JIGS1: Q17.....	50
[UA_25_US2] Does your org make request directly to gov? (WA: Q26, DC: q21, US1: N/A).....	50
[UA_2501_US2] How often you approach mayor or king county (WA: Q26a_1, DC: q21a_a, US1: N/A).....	50
[UA_2502_US2] How often you approach city or king county council (WA: Q26a_2, DC: q21a_b, US1: N/A).....	50
[UA_2503_WA] How often you approach Dept or neighborhoods? (WA: Q26a_3, DC: N/A, US1: N/A).....	50
[UA_2504_US2] How often you approach other city gov unit? (WA: Q26a_4, DC: q21a_c, US1: N/A).....	51
[UA_2505_US2] How often you approach other state gov unit? (WA: Q26a_5, DC: q21a_d, US1: N/A)	51
[UA_2506_US2] How often you approach republican party? (WA: Q26a_6, DC: q21a_e, US1: N/A)	51
[UA_2507_ALL] How often you approach democratic party? (WA: Q26a_7, DC: q21a_f, US1: q17@17_d)	51
[UA_2508_ALL] How often you approach state legislator? (WA: Q26a_8, DC: q21a_g, US1: q17@17_c).....	52
[UA_2509_ALL] How often you approach US congress member? (WA: Q26a_9, DC: q21a_h, US1: q17@17_f)	52
[UA_2510_ALL] How often you approach Federal gov? (WA: Q26a_10, DC: q21a_i, US1: q17@17_e).....	52
[UA_2511_ALL] How often you approach the President? (WA: Q26a_11, DC: q21a_j, US1: q17@17_b).....	52
UA26 - US-WA-JIGS2: Q27, US-DC-JIGS2: Q25, US-JIGS1: Q18.....	53
[UA_260101_ALL] How much influence do agricultural groups? (WA: Q27a_1, DC: q25_a_1, US1: q18@18_e).....	53
[UA_260102_ALL] How much influence do business/trade associations? (WA: Q27b_1, DC: q25_b_1, US1: q18@18_f)	53
[UA_260103_ALL] How much influence do labor unions (WA: Q27c_1, DC: q25_c_1, US1: q18@18_d).....	53
[UA_260104_ALL] How much influence do education groups? (WA: Q27d_1, DC: q25_d_1, US1: q18@18_i).....	54
[UA_260105_US2] How much influence do government groups? (WA: Q27e_1, DC: q25_e_1, US1: N/A)	54
[UA_260106_ALL] How much influence do welfare groups? (WA: Q27f_1, DC: q25_f_1, US1: q18@18_k).....	54
[UA_260107_US2] How much influence do professional groups? (WA: Q27g_1, DC: q25_g_1, US1: N/A)	54
[UA_260108_US2] How much influence do advocacy groups? (WA: Q27h_1, DC: q25_h_1, US1: N/A).....	55
[UA_260109_US2] How much influence do civic groups? (WA: Q27i_1, DC: q25_i_1, US1: N/A).....	55
[UA_260110_US2] How much influence do scholarly/art groups? (WA) - Rate: Influence in general: Arts and culture groups (DC) (WA: Q27j_1, DC: q25_j_1, US1: N/A).....	55
[UA_260111_US2] How much influence do scholarly/art groups? (WA) - Rate: Influence in general: Scholarly groups (DC) (WA: Q27j_1, DC: q25_k_1, US1: N/A)	56
[UA_260112_US2] How much influence do hobby/sports groups? (WA: Q27k_1, DC: q25_l_1, US1: N/A)	56
[UA_260113_US2] How much influence do religious groups? (WA: Q27l_1, DC: q25_m_1, US1: N/A).....	56
[UA_260114_ALL] How much influence do congress (WA: Q27m_1, DC: q25_n_1, US1: q18@18_p).....	57
[UA_260115_US2] How much influence does president have? (WA: Q27n_1, DC: q25_o_1, US1: N/A)	57
[UA_260116_US2] How much influence does democratic party have? (WA: Q27o_1, DC: q25_p_1, US1: N/A).....	57
[UA_260117_US2] How much influence does republican party have (WA: Q27p_1, DC: q25_q_1, US1: N/A).....	57
[UA_260118_ALL] How much influence does federal gov have? (WA: Q27q_1, DC: q25_r_1, US1: q18@18_o).....	58
[UA_260119_US2] How much influence does state gov have? (WA: Q27r_1, DC: q25_s_1, US1: N/A).....	58
[UA_260120_ALL] How much influence does local gov have? (WA: Q27s_1, DC: q25_t_1, US1: q18@18_a)	58
[UA_260121_US2] How much influence does state legislature have? (WA: Q27t_1, DC: q25_u_1, US1: N/A).....	58
[UA_260122_ALL] How much influence does big business have? (WA: Q27u_1, DC: q25_v_1, US1: q18@18_g).....	59
[UA_260123_ALL] How much influence does media have? (WA: Q27v_1, DC: q25_w_1, US1: q18@18_h).....	59
[UA_260124_US2] How much influence do courts have? (WA: Q27w_1, DC: q25_y_1, US1: N/A).....	59
[UA_260125_ALL] How much influence do foreign governments have? (WA: Q27x_1, DC: q25_z_1, US1: q18@18_b).....	59
[UA_260126_ALL] How much influence do international institutes? (WA: Q27y_1, DC: q25_aa_1, US1: q18@18_c)	60
[UA_260127_ALL] How much influence do foreign groups have? (WA: Q27z_1, DC: q25_ab_1, US1: q18@18_n).....	60
[UA_260128_US2] Influence do police have, in general? (WA: Q27aa_1, DC: q25_x_1, US1: N/A).....	60
[UA_260129_US1] To what extend women's organization influence policy (WA: N/A, DC: N/A, US1: q18@18_m).....	60

[UA_260130_US1] To what extent public interest influence policy (WA: N/A, DC: N/A, US1: q18@18_1).....	61
[UA_260131_US1] To what extent consumer org influence policy (WA: N/A, DC: N/A, US1: q18@18_j).....	61
[UA_260201_US2] Influence agriculture groups have, policies concern your org.? (WA: Q27a_2, DC: q25_a_2, US1: N/A).....	61
[UA_260202_US2] Influence business associations groups have, policies concern your org.? (WA: Q27b_2, DC: q25_b_2, US1: N/A).....	61
[UA_260203_US2] Influence labor unions have, policies concern your org.? (WA: Q27c_2, DC: q25_c_2, US1: N/A).....	62
[UA_260204_US2] Influence education groups have, policies concern your org.? (WA: Q27d_2, DC: q25_d_2, US1: N/A).....	62
[UA_260205_US2] Influence govern-related groups have, policies concern your org.? (WA: Q27e_2, DC: q25_e_2, US1: N/A).....	62
[UA_260206_US2] Influence welfare groups have, policies concern your org.? (WA: Q27f_2, DC: q25_f_2, US1: N/A).....	62
[UA_260207_US2] Influence professional groups have, policies concern your org.? (WA: Q27g_2, DC: q25_g_2, US1: N/A).....	63
[UA_260208_US2] Influence advocacy groups have, policies concern your org.? (WA: Q27h_2, DC: q25_h_2, US1: N/A).....	63
[UA_260209_US2] Influence civic groups have, policies concern your org.? (WA: Q27i_2, DC: q25_i_2, US1: N/A).....	63
[UA_260210_US2] Influence scholarly/art groups have, policies concern your org.? (WA) - Rate: Policies of concern to your org: Arts and culture groups (DC) (WA: Q27j_2, DC: q25_j_2, US1: N/A).....	64
[UA_260211_US2] Influence scholarly/art groups have, policies concern your org.? (WA) - Rate: Policies of concern to your org: Scholarly groups (DC) (WA: Q27j_2, DC: q25_k_2, US1: N/A).....	64
[UA_260212_US2] Influence hobby/sports groups have, policies concern your org.? (WA: Q27k_2, DC: q25_l_2, US1: N/A).....	64
[UA_260213_US2] Influence religious groups have, policies concern your org.? (WA: Q27l_2, DC: q25_m_2, US1: N/A).....	65
[UA_260214_US2] Influence congress have, policies concern your org.? (WA: Q27m_2, DC: q25_n_2, US1: N/A).....	65
[UA_260215_US2] Influence president have, policies concern your org.? (WA: Q27n_2, DC: q25_o_2, US1: N/A).....	65
[UA_260216_US2] Influence democratic party have, policies concern your org.? (WA: Q27o_2, DC: q25_p_2, US1: N/A).....	65
[UA_260217_US2] Influence republican party have, policies concern your org.? (WA: Q27p_2, DC: q25_q_2, US1: N/A).....	66
[UA_260218_US2] Influence federal gov have, policies concern your org.? (WA: Q27q_2, DC: q25_r_2, US1: N/A).....	66
[UA_260219_US2] Influence state gov. have, policies concern your org.? (WA: Q27r_2, DC: q25_s_2, US1: N/A).....	66
[UA_260220_US2] Influence local gov have, policies concern your org.? (WA: Q27s_2, DC: q25_t_2, US1: N/A).....	66
[UA_260221_US2] Influence state legislature have, policies concern your org.? (WA: Q27t_2, DC: q25_u_2, US1: N/A).....	67
[UA_260222_US2] Influence big business have, policies concern your org.? (WA: Q27u_2, DC: q25_v_2, US1: N/A).....	67
[UA_260223_US2] Influence media have, policies concern your org.? (WA: Q27v_2, DC: q25_w_2, US1: N/A).....	67
[UA_260224_US2] Influence courts have, policies concern your org.? (WA: Q27w_2, DC: q25_y_2, US1: N/A).....	67
[UA_260225_US2] Influence foreign gov have, policies concern your org.? (WA: Q27x_2, DC: q25_z_2, US1: N/A).....	68
[UA_260226_US2] Influence international institutions have, policies concern your org.? (WA: Q27y_2, DC: q25_aa_2, US1: N/A).....	68
[UA_260227_US2] Influence foreign groups have, policies concern your org.? (WA: Q27z_2, DC: q25_ab_2, US1: N/A).....	68
[UA_260228_US2] Influence police have, policies concern your org.? (WA: Q27aa_2, DC: q25_x_2, US1: N/A).....	68
UA27 - US-WA-JIGS2: Q28, US-DC-JIGS2: Q22, US-JIGS1: None.....	69
[UA_2701_US2] Rate your orgs relationship w/ agricultural groups (WA: Q28a, DC: q22_a, US1: N/A).....	69
[UA_2702_US2] Rate your orgs relationship w/ business/trade assoc. (WA: Q28b, DC: q22_b, US1: N/A).....	69
[UA_2703_US2] Rate your orgs relationship w/ labor unions (WA: Q28c, DC: q22_c, US1: N/A).....	69
[UA_2704_US2] Rate your orgs relationship w/ education groups (WA: Q28d, DC: q22_d, US1: N/A).....	70
[UA_2705_US2] Rate your orgs relationship w/ govern related groups (WA: Q28e, DC: q22_e, US1: N/A).....	70
[UA_2706_US2] Rate your orgs relationship w/ welfare groups (WA: Q28f, DC: q22_f, US1: N/A).....	70
[UA_2707_US2] Rate your orgs relationship w/ professional groups (WA: Q28g, DC: q22_g, US1: N/A).....	70
[UA_2708_US2] Rate your orgs relationship w/ advocacy groups (WA: Q28h, DC: q22_h, US1: N/A).....	71
[UA_2709_US2] Rate your orgs relationship w/ civic groups (WA: Q28i, DC: q22_i, US1: N/A).....	71
[UA_2710_US2] Rate your orgs relationship w/ scholarly/art groups (WA) - Arts and culture groups (DC) (WA: Q28j, DC: q22_j, US1: N/A).....	71
[UA_2711_US2] Rate your orgs relationship w/ scholarly/art groups (WA) - Scholarly groups (DC) (WA: Q28j, DC: q22_k, US1: N/A).....	71
[UA_2712_US2] Rate your orgs relationship w/ hobby/sports groups (WA: Q28k, DC: q22_l, US1: N/A).....	72
[UA_2713_US2] Rate your orgs relationship w/ religious groups (WA: Q28l, DC: q22_m, US1: N/A).....	72
[UA_2714_US2] Rate your orgs relationship w/ congress (WA: Q28m, DC: q22_n, US1: N/A).....	72
[UA_2715_WA] Rate your orgs relationship w/ president (WA: Q28n, DC: N/A, US1: N/A).....	72
[UA_2716_US2] Rate your orgs relationship w/ democratic party (WA: Q28o, DC: q22_o, US1: N/A).....	73

[UA_2717_US2] Rate your orgs relationship w/ republican party (WA: Q28p, DC: q22_p, US1: N/A).....	73
[UA_2718_US2] Rate your orgs relationship w/ federal gov (WA: Q28q, DC: q22_q, US1: N/A).....	73
[UA_2719_US2] Rate your orgs relationship w/ state gov (WA: Q28r, DC: q22_r, US1: N/A).....	73
[UA_2720_US2] Rate your orgs relationship w/ local gov (WA: Q28s, DC: q22_s, US1: N/A).....	74
[UA_2721_US2] Rate your orgs relationship w/ state legislature (WA: Q28t, DC: q22_t, US1: N/A).....	74
[UA_2722_US2] Rate your orgs relationship w/ big business (WA: Q28u, DC: q22_v, US1: N/A).....	74
[UA_2723_US2] Rate your orgs relationship w/ media (WA: Q28v, DC: q22_w, US1: N/A).....	74
[UA_2724_US2] Rate your orgs relationship w/ courts (WA: Q28w, DC: q22_x, US1: N/A).....	75
[UA_2725_US2] Rate your orgs relationship w/ foreign governments (WA: Q28x, DC: q22_y, US1: N/A).....	75
[UA_2726_US2] Rate your orgs relationship w/ international institutions (WA: Q28y, DC: q22_z, US1: N/A).....	75
[UA_2727_US2] Rate your orgs relationship w/ foreign groups (WA: Q28z, DC: q22_aa, US1: N/A).....	75
[UA_2728_US2] Rate your orgs relationship w/ police (WA: Q28aa, DC: q22_u, US1: N/A).....	76
UA28 - US-WA-JIGS2: Q29, US-DC-JIGS2: Q24, US-JIGS1: None.....	77
[UA_280101_US2] Org created relation w/ non-profit to influence local gov policy (WA: Q29a_1, DC: q24_a_1, US1: N/A).....	77
[UA_280102_US2] Org created relation w/ business to influence local gov policy (WA: Q29a_2, DC: q24_a_2, US1: N/A).....	77
[UA_280103_US2] Org created relation w/ local gov unit to influence local gov policy (WA: Q29a_3, DC: q24_a_3, US1: N/A).....	77
[UA_280104_US2] Org created relation w/ state gov unit to influence local gov policy (WA: Q29a_4, DC: q24_a_4, US1: N/A).....	77
[UA_280105_US2] Org created relation w/ federal gov unit to influence local gov policy (WA: Q29a_5, DC: q24_a_5, US1: N/A).....	77
[UA_280201_US2] Org created relation w/ non-profit to influence state gov policy (WA: Q29b_1, DC: q24_b_1, US1: N/A).....	78
[UA_280202_US2] Org created relation w/ business to influence state gov policy (WA: Q29b_2, DC: q24_b_2, US1: N/A).....	78
[UA_280203_US2] Org created relation w/ local gov to influence state gov policy (WA: Q29b_3, DC: q24_b_3, US1: N/A).....	78
[UA_280204_US2] Org created relation w/ state gov to influence state gov policy (WA: Q29b_4, DC: q24_b_4, US1: N/A).....	78
[UA_280205_US2] Org created relation w/ federal gov to influence state gov policy (WA: Q29b_5, DC: q24_b_5, US1: N/A).....	78
[UA_280301_US2] Org created relation w/ non-profit to influence federal gov policy (WA: Q29c_1, DC: q24_c_1, US1: N/A).....	78
[UA_280302_US2] Org created relation w/ business to influence federal gov policy (WA: Q29c_2, DC: q24_c_2, US1: N/A).....	79
[UA_280303_US2] Org created relation w/ local gov to influence federal gov policy (WA: Q29c_3, DC: q24_c_3, US1: N/A).....	79
[UA_280304_US2] Org created relation w/ state gov to influence federal gov policy (WA: Q29c_4, DC: q24_c_4, US1: N/A).....	79
[UA_280305_US2] Org created relation w/ federal gov to influence federal gov policy (WA: Q29c_5, DC: q24_c_5, US1: N/A).....	79
[UA_280401_US2] Org created relation w/ non-profit to provide services (WA: Q29d_1, DC: q24_d_1, US1: N/A).....	79
[UA_280402_US2] Org created relation w/ business to provide services (WA: Q29d_2, DC: q24_d_2, US1: N/A).....	79
[UA_280403_US2] Org created relation w/ local gov unit to provide services (WA: Q29d_3, DC: q24_d_3, US1: N/A).....	80
[UA_280404_US2] Org created relation w/ state gov to provide services (WA: Q29d_4, DC: q24_d_4, US1: N/A).....	80
[UA_280405_US2] Org created relation w/ federal gov to provide services (WA: Q29d_5, DC: q24_d_5, US1: N/A).....	80
[UA_280501_US2] Org created relation w/ non-profit to develop org capacity (WA: Q29e_1, DC: q24_e_1, US1: N/A).....	80
[UA_280502_US2] Org created relation w/ business to develop org capacity (WA: Q29e_2, DC: q24_e_2, US1: N/A).....	80
[UA_280503_US2] Org created relation w/ local gov unit to develop org capacity (WA: Q29e_3, DC: q24_e_3, US1: N/A).....	80
[UA_280504_US2] Org created relation w/ state gov unit to develop org capacity (WA: Q29e_4, DC: q24_e_4, US1: N/A).....	81
[UA_280505_US2] Org created relation w/ federal gov unit to develop org capacity (WA: Q29e_5, DC: q24_e_5, US1: N/A).....	81
[UA_280601_US2] Org created relation w/ non-profit to fundraise (WA: Q29f_1, DC: q24_f_1, US1: N/A).....	81
[UA_280602_US2] Org created relation w/ business to fundraise (WA: Q29f_2, DC: q24_f_2, US1: N/A).....	81
[UA_280603_US2] Org created relation w/ local gov unit to fundraise (WA: Q29f_3, DC: q24_f_3, US1: N/A).....	81
[UA_280604_US2] Org created relation w/ state gov unit to fundraise (WA: Q29f_4, DC: q24_f_4, US1: N/A).....	81
[UA_280605_US2] Org created relation w/ federal gov unit to fundraise (WA: Q29f_5, DC: q24_f_5, US1: N/A).....	82
[UA_280701_US2] Org created relation w/ non-profit to develop community capacity (WA: Q29g_1, DC: q24_g_1, US1: N/A).....	82
[UA_280702_US2] Org created relation w/ business to develop community capacity (WA: Q29g_2, DC: q24_g_2, US1: N/A).....	82
[UA_280703_US2] Org created relation w/ local gov unit to develop community capacity (WA: Q29g_3, DC: q24_g_3, US1: N/A).....	82
[UA_280704_US2] Org created relation w/ state gov unit to develop community capacity (WA: Q29g_4, DC: q24_g_4, US1: N/A).....	82
[UA_280705_US2] Org created relation w/ federal gov unit to develop community capacity (WA: Q29g_5, DC: q24_g_5, US1: N/A).....	82

UA29 - US-WA-JIGS2: Q30, US-DC-JIGS2: Q20, US-JIGS1: None	83
[UA_29_US2] Org limited its advocacy due to resource problems or impact on tax exempt status? (WA: Q30, DC: q20, US1: N/A).....	83
UA30 - US-WA-JIGS2: Q31, US-DC-JIGS2: None, US-JIGS1: None	84
[UA_3001_WA] Strength of connection to Org 1 (WA: Q31_1b, DC: N/A, US1: N/A).....	84
[UA_3002_WA] Strength of connection to Org 2 (WA: Q31_2b, DC: N/A, US1: N/A).....	84
[UA_3003_WA] Strength of connection to Org 3 (WA: Q31_3b, DC: N/A, US1: N/A).....	84
[UA_3004_WA] Strength of connection to Org 4 (WA: Q31_4b, DC: N/A, US1: N/A).....	85
[UA_3005_WA] Strength of connection to Org 5 (WA: Q31_5b, DC: N/A, US1: N/A).....	85
UA31 - US-WA-JIGS2: Q32, US-DC-JIGS2: Q26, US-JIGS1: None	86
[UA_31_US2_R] Year of tenure of your organization’s Executive Director/CEO (WA: Q32, DC: q26, US1: N/A).....	86
UA32 - US-WA-JIGS2: Q33, US-DC-JIGS2: Q27, US-JIGS1: None	87
[UA_32_US2] Educational background of your organization’s Executive Director (WA: Q33, DC: q27, US1: N/A).....	87
UA33 - US-WA-JIGS2: Q34, US-DC-JIGS2: Q29, US-JIGS1: Q23	88
[UA_3301_ALL_R] % of budget in 2008 that came from membership fees (WA) - Percentage of 2009 budget from: Membership fees, dues (DC) (WA: Q34a, DC: q29_1, US1: q23@23_1).....	88
[UA_3302_ALL_R] % of budget in 2008 that came from earned income (WA) - Percentage of 2009 budget from: Earned income (DC) (WA: Q34b, DC: q29_2, US1: q23@23_2).....	88
[UA_3303_ALL_R] % of budget in 2008 that came from gov funding (WA) - Percentage of 2009 budget from: Govt funding (DC) (WA: Q34c, DC: q29_3, US1: q23@23_4).....	89
[UA_3304_ALL_R] % of budget in 2008 that came from donations/gifts (WA) - Percentage of 2009 budget from: Donations/gifts (DC) (WA: Q34d, DC: q29_4, US1: q23@23_3).....	89
[UA_3305_ALL_R] % of budget in 2008 that came from other (WA) - Percentage of 2009 budget from: Other (DC) (WA: Q34e, DC: q29_5, US1: q23@23_5).....	89
UA34 - US-WA-JIGS2: Q35, US-DC-JIGS2: Q30, US-JIGS1: Q22	90
[UA_34_ALL_R] Dollar amount of 2008 budget (WA) - In 2009, total budget amount in USD (DC) (WA: Q35, DC: q30, US1: q22@22).....	90
UA35 - US-WA-JIGS2: Q36, US-DC-JIGS2: Q31, US-JIGS1: None	91
[UA_35_US2] Respondent's position in org (WA: Q36, DC: q31, US1: N/A).....	91
UA36 - US-WA-JIGS2: None, US-DC-JIGS2: None, US-JIGS1: Q12	92
[UA_3601_US1] Is it licensed, certified at a local level (WA: N/A, DC: N/A, US1: q12@12a1).....	92
[UA_3602_US1] Is it supervised or advised at a local level (WA: N/A, DC: N/A, US1: q12@12a2).....	92
[UA_3603_US1] Is it lobbying at a local level (WA: N/A, DC: N/A, US1: q12@12a3).....	92
[UA_3604_US1] Is it exchanging policy inf at a local level (WA: N/A, DC: N/A, US1: q12@12a4).....	92
[UA_3605_US1] Is it participating in advisory committees at a local level (WA: N/A, DC: N/A, US1: q12@12a5).....	92
[UA_3606_US1] Is it employing government officials at a local level (WA: N/A, DC: N/A, US1: q12@12a6).....	93
[UA_3607_US1] Is it working in policy formulation at a local level (WA: N/A, DC: N/A, US1: q12@12a7).....	93
[UA_3608_US1] Is it licensed, certified at the federal level (WA: N/A, DC: N/A, US1: q12@12b1).....	93
[UA_3609_US1] Is it supervised or advised at the federal level (WA: N/A, DC: N/A, US1: q12@12b2).....	93
[UA_3610_US1] Is it lobbying at the federal level (WA: N/A, DC: N/A, US1: q12@12b3).....	93
[UA_3611_US1] Is it exchanging policy inf at the federal level (WA: N/A, DC: N/A, US1: q12@12b4).....	94
[UA_3612_US1] Is it participating in advisory committees at the federal level (WA: N/A, DC: N/A, US1: q12@12b5).....	94
[UA_3613_US1] Is it employing government officials at the federal level (WA: N/A, DC: N/A, US1: q12@12b6).....	94
[UA_3614_US1] Is it working in policy formulation at the federal level (WA: N/A, DC: N/A, US1: q12@12b7).....	94
UA37 - US-WA-JIGS2: None, US-DC-JIGS2: None, US-JIGS1: Q13	95
[UA_37_US1] Endorse any political party (WA: N/A, DC: N/A, US1: q13@13).....	95
UA38 - US-WA-JIGS2: None, US-DC-JIGS2: None, US-JIGS1: Q14	96
[UA_3801_US1] To what extend endorse democratic party (WA: N/A, DC: N/A, US1: q14@14a).....	96
[UA_3802_US1] To what extend endorse republican party (WA: N/A, DC: N/A, US1: q14@14b).....	96
[UA_3803_US1] To what extend endorse other party (WA: N/A, DC: N/A, US1: q14@14c).....	96
UA39 - US-WA-JIGS2: None, US-DC-JIGS2: None, US-JIGS1: Q15, Q16	97
[UA_3901_US1] The most effective federal level (WA: N/A, DC: N/A, US1: q15@15_1).....	97
[UA_3902_US1] The second effective access points (WA: N/A, DC: N/A, US1: q15@15_2).....	97

[UA_3903_US1] Did encourage members vote for a particular candidate (WA: N/A, DC: N/A, US1: q16@16_1)	97
[UA_3904_US1] Did encourage members to appeal to public to vote (WA: N/A, DC: N/A, US1: q16@16_2).....	97
[UA_3905_US1] Did make financial contributions (WA: N/A, DC: N/A, US1: q16@16_3).....	98
[UA_3906_US1] Did provide personnel to a particular candidate (WA: N/A, DC: N/A, US1: q16@16_4).....	98
[UA_3907_US1] Did encourage members to become a party candidate (WA: N/A, DC: N/A, US1: q16@16_5).....	98
[UA_3908_US1] Did publicize candidate's voting records (WA: N/A, DC: N/A, US1: q16@16_6)	98
UA40 - US-WA-JIGS2: None, US-DC-JIGS2: None, US-JIGS1: Q24	99
[UA_40_US1] Have an e-mail address (WA: N/A, DC: N/A, US1: q24@24).....	99
UA41 - US-WA-JIGS2: None, US-DC-JIGS2: None, US-JIGS1: Q25	100
[UA_41_US1] Have a web site (WA: N/A, DC: N/A, US1: q25@25).....	100
UA42 - US-WA-JIGS2: None, US-DC-JIGS2: None, US-JIGS1: Q26	101
[UA_42_US1] Have a political action committee (WA: N/A, DC: N/A, US1: q26@26).....	101
UA43 - US-WA-JIGS2: None, US-DC-JIGS2: None, US-JIGS1: Q27	102
[UA_43_US1] Have representatives served on federal committee (WA: N/A, DC: N/A, US1: q27@27).....	102

Appendices 103

Appendix 1 - Questionnaires	103
US-JIGS1	105
US-WA-JIGS2	113
US-DC-JIGS2	171
Appendix 2 - Advance Letter and Reminders (US-DC-JIGS2)	183

Part I

Overview

調査概要

概要 (Overview)

すでに「はじめに」で大要は述べたが、それを項目ごとにまとめると以下ようになる。2つの調査時期はほぼ10年の間隔をあけて実施されている。注意すべきは、対象地域である。当時の調査研究は、全体として政治体制・政治過程解明への関心が前面にでていたため、中央と地方を一か所以上実施することを意識し、必ずしも行政区画としての都市範囲に限られず、やや広がった首都圏や州などを対象としていることである。都市ガバナンスとして分析するときには注意が必要である。

Table 1.1. 実施機関 (Survey Implementation Organization)

US-JIGS1	Survey Research Center of University of Maryland
US-WA-JIGS2	Nancy Bell Evans Center on Nonprofit & Philanthropy, Survey Research Division of University of Washington
US-DC-JIGS2	The Center on Nonprofits and Philanthropy at The Urban Institute

Table 1.2. 実施時期 (Survey Period)

US-JIGS1	July through December, 1999
US-WA-JIGS2	February through May, 2009
US-DC-JIGS2	January through July, 2010

Table 1.3. 対象地域 (Survey Area)

US-JIGS1	Washington, D.C., and North Carolina
US-WA-JIGS2	King County in Washington
US-DC-JIGS2	Washington, D.C metropolitan area

調査対象団体と被面接者・回答予定者について。第一次の US-JIGS1 調査では、日本の場合と同様の職業別電話帳を母集団として Associations/Groups: Academic or Cultural, Fishing Cooperative, Economic, Social Welfare, Religious, Political, Agricultural Cooperative, Agricultural Forestry and Fisheries, and Labor 等の分類の団体がサンプルとして抽出され、多様な団体が対象となった。

第二次の US-JIGS2 シアトル (King 郡) 調査では、非営利団体の州当局登録リストから、日本の調査と同様に、homeowners associations, condo associations, church organizations, hospital, higher education organizations が除かれた。重複リスト化されたもの、シアトルが含まれる King County の外に存在するものや、域内にあっても King County の住民に serve しないものは除かれた。

US-JIGS2 の DC 調査では、アーバン研究所の所蔵する National Center for Charitable Statistics (NCCS) のデータベースから層化ランダムサンプリングで団体が抽出された。このデータベースは the

U.S. Internal Revenue Service (IRS)の分類 501(C)(3), 501(C)(4)にあたる団体のうち、年間の 25000 ドル以上の総収入を財務報告 (Form 990) し休眠中でない団体をすべて含んでいる。財団 (Form 990 - PF)、homeowners associations、grant making foundations を除外している。基本的に国際比較のための標準化である。

Table 1.4. 調査対象 (Target Population)

US-JIGS1	Directors (or their designates) of interest groups, including both profit and non-profit organizations
US-WA-JIGS2	8000 records containing non-profit names, the registered agent and the associated contact information were provided to SDRG
US-DC-JIGS2	Information of nonprofit organizations compiled by The Urban Institute's National Center for Charitable Statistics (NCCS)

対象団体に関していえば、以上のことからわかるように、第一次と第二次の調査の性格から、カバーする範囲がまったく同じというわけではない。設問も同様に、共通するものもあるが、ワーディングが異なる場合も多い。比較分析する際には、慎重に対象を選択しなおすことが要請される。ワーディングに関しても同様な注意が必要である。

次に、回答数、回答団体の地域属性については、以下の通り。JUS-JIGS1 ではワシントン DC 圏 (電話帳での所収地域) とノースカロライナ州 (同様) を対象に 750 サンプルを獲得目標にデータが収集された。JUS-JIGS1 でもワシントン DC 圏 (Washington D.C. Metropolitan area) が対象領域であり、メリーランド州やヴァージニア州の存在する団体を含んでいる。3300 のサンプルをランダムに抽出したが、代表性を確保するために、地域、団体規模、団体の類型で層化して抽出を行い、501(C)(4)は母数が小さいため、分析可能なように、若干抽出数を多めにとっている。

回答数や回答率などは以下の通り。その他の詳細は、それぞれの調査のコードブックを参照されたい。

Table 1.5. 回答率 (Response Rate)

	US-JIGS1	US-WA-JIGS2	US-DC-JIGS2
Washington, D.C. (US-JIGS1)	748	0	0
North Carolina (US-JIGS1)	752	0	0
Arkansas (US-WA-JIGS2)	0	1	0
California (US-WA-JIGS2)	0	3	0
Oregon (US-WA-JIGS2)	0	2	0
Washington (US-WA-JIGS2)	0	1465	0
Washington, D.C. (US-DC-JIGS2)	0	0	237
Maryland (US-DC-JIGS2)	0	0	133
Virginia (US-DC-JIGS2)	0	0	201
-9 Missing	0	30	0
Response	1500	1501	571
Total samples (Eligible)	4368	3983	3,169

Response Detail by Survey

1. US-JIGS1

Table 2.1.1. North Carolina Sample Status.

	Number of Response	Rate
Total sample mailed	2625	100.0%
Bad addresses	475	18.1%
Eligible Sample	2150	100.0%
Completed Surveys	752	35.0%
Response Rate		35.0%

Table 2.1.2. Washington D.C. Sample Status.

	Number of Response	Rate
Total sample mailed	2465	100.0%
Bad addresses	246	11.2%
Eligible Sample	2218	100.0%
Completed Surveys	748	33.4%
Response Rate		33.4%

2. US-WA-JIGS2

Table 2.2.1. Initial Findings from Locating Phase (December 2008-January 2009)

	Number of Response	Rate
Located	4297	53.7%
Dropped	2851	35.6%
Ineligible	786	9.8%
Not Found	66	0.8%
Total	8000	100.0%

Table 2.2.2. Contact Information Found

	Number	Rate
Address	4116	95%
Phone Number	2340	54%
Email Address	2068	48%

Table 2.2.3. Information Found Across Multiple Modes

Information Found	Number
Phone Number only	18
Email Only	95
Address Only	1534
Address + Phone Number	677
Address + Email	328
Email + Phone Number	68
Address + Email + Phone Number	1577
Total	4297

Table 2.2.4. Field Period Final Status and Outcomes

Status	Number	Rate
Completed	1227	30.8%
Partial	274	6.9%
Refused	113	2.8%
Non Responding	2369	59.5%
Ineligible	314	-7.9%
Subtotal	4297	-
Total Eligible (subtotal – ineligible)	3983	100.0%

Table 2.2.5. Analyzed Samples Across Modes

Status	Number	Rate
Web	1237	82.4%
Paper	264	17.6%
Total	1501	100.0%

3. US-DC-JIGS2

Table 2.3.1. Sample Breakdown by Region

Status	Number	Rate
District of Columbia (DC)	1332	40.4%
Maryland (MD)	801	24.3%
Virginia (VA)	1167	35.4%
Total	3300	100.0%

Table 2.3.2. Sample Breakdown by Type

Type	Number	Rate
Arts	320	9.7%
Education	544	16.5%
Health	322	9.8%
Human Services	891	27.0%
Other	1223	37.1%
Total	3300	100.0%

Table 2.3.3. Sample Breakdown by Expense Size

Expense Size	Number	Rate
Small	1198	36.3%
Medium	1278	38.7%
Large	824	25.0%
Total	3300	100.0%

Table 2.3.4. Sample Breakdown by Status

Status	Number	Rate
501(c)(3)	2600	78.8%
501(c)(4)	700	21.2%
Total	3300	100.0%

Table 2.3.5: Response Category

		Number
Interview	Complete	565
	Partial	6
Eligible, non-interview	Refusal	43
	Non-contact or respondent never available	0
	Did not respond to mailings or postcard reminders	1251
	Called on the phone or left a message	201
	Sent an email message	1092
Unknown eligibility, non-interview	Not attempted or worked	0
	Wrong number and no other contact information available	3
	No answer and no voice mail option	0
	Unidentified organization on voice mail	8
	Changed to unpublished number	0
Not eligible	Fax or data line	1
	Disconnected number	19
	Organization terminated	61
	Moved and no longer in the survey area	15
	Not a nonprofit, duplicate, changed IRS status	3
	Mail returned undeliverable with no forwarding address and no other contact information (address, name, telephone, website, email) available	32
Total		3300

Comparison of the Questions in US-JIGS

US-JIGS2		US-JIGS1	Question
WA	DC	DC (DC/NC)	
Q01	region	area	(US-WA-JIGS2) Q01. What is your zip code?
Q02	-	Q20	(US-WA-JIGS2) Q02. In what year was your organization first established?
Q04	status	Q04 Q05 Q06 Q07	(US-WA-JIGS2) Q04. What legal status does your organization hold?
Q05	Q03	Q08	(US-WA-JIGS2) Q05. What type of group do you consider your organization to be?
Q06	Q01	Q03 Q01	(US-WA-JIGS2) Q06. Which geographic area does your group serve?
Q07	Q02	-	(US-WA-JIGS2) Q07. In the geographic area indicated in the last question (Q6), how much political influence would you say your organization has?
Q08	Q28	Q21	(US-WA-JIGS2) Q08. Thinking back over 2008, what is the number of persons you had working in the following position types?
Q09	Q06	Q02 Q02a	(US-WA-JIGS2) Q09. Would you say that your organization is...?
Q10	Q07	Q09	(US-WA-JIGS2) Q10. Which of the following describes your group's activities and purposes?
Q11	Q12	Q10	(US-WA-JIGS2) Q11. In which policy areas is your organization most interested?
Q12	Q09	-	(US-WA-JIGS2) Q12. Are there any requirements for becoming a member of your organization, or can anyone join?
Q13	Q10	-	(US-WA-JIGS2) Q13. Is your organization a religious congregation (church, synagogue, temple, mosque) or some other type of religious organization?
Q15	Q08	-	(US-WA-JIGS2) Q15. Does your organization have members?
Q16	Q11	Q19	(US-WA-JIGS2) Q16. Where does your organization receive information that is necessary for your activities?
Q17	Q23	-	(US-WA-JIGS2) Q17. Is there any organization that represents your organization's interests either at the local, state, or national level?
Q18	Q13	-	(US-WA-JIGS2) Q18. Does your organization get involved in public policy or advocacy?
Q19	Q15	-	(US-WA-JIGS2) Q19. Does organization employee lobbyist?
Q20	Q14	-	(US-WA-JIGS2) Q20. Is your organization affiliated with a political action committee, 501(c)4 organization, or other organization that has advocacy or lobbying as part of its mission?
Q21	Q16	-	(US-WA-JIGS2) Q21. We would like to know if your organization, working alone, has successfully enacted, stopped or modified a specific policy.
Q22	Q17	-	(US-WA-JIGS2) Q22. Have you, working in a coalition with other organizations or political persons, succeeded in making the (federal/state/local) government enact, stop a plan to enact, or modify any specific policy or plan in the past?
Q23	Q19	Q11	(US-WA-JIGS2) Q23. When trying to influence federal, state, or local policy making, how often do you encounter any group or groups that oppose your organization's policy positions?
Q24	Q18	Q17	(US-WA-JIGS2) Q24. When your organization makes requests or appeals to the government, how often do you do the following things?
Q25	Q05	-	(US-WA-JIGS2) Q25. What is the relationship between your organization and the government?
Q26	Q21	Q17	(US-WA-JIGS2) Q26. Does your organization make requests directly to the government?
Q27	Q25	Q18	(US-WA-JIGS2) Q27. This is a two part question that asks for your opinion about what kind of influence the following organizations or groups have on public policy in general and also specifically on policies of concern to your organization. Please indicate how much influence they have on a scale of 1 to 7.
Q28	Q22	-	(US-WA-JIGS2) Q28. How would you rate your organization's relationship with the following organizations or groups, on a scale of 1 to 7?

US-JIGS2		US-JIGS1	Question
WA	DC	DC (DC/NC)	
Q29	Q24	-	(US-WA-JIGS2) Q29. Has your organization ever created a formal or informal relationship with another nonprofit, business or governmental unit to accomplish these objectives?
Q30	Q20	-	(US-WA-JIGS2) Q30. Has your organization limited its advocacy activity due to resource problems or concerns on the impact of advocacy based on your tax exempt status?
Q31	-	-	(US-WA-JIGS2) Q31. Please name 5 organizations with which you work, partner or collaborate with. Rate the strength of connection on a scale of 1-7, where 1 = very weak and 7 = very strong
Q32	Q26	-	(US-WA-JIGS2) Q32. How long has the tenure of your Executive Director/CEO (or highest ranking leader) been so far?
Q33	Q27	-	(US-WA-JIGS2) Q33. What is the educational degree background of your Executive Director/CEO?
Q34	Q29	Q23	(US-WA-JIGS2) Q34. Please indicate the percentage of your budget that came from the following sources in 2007.
Q35	Q30	Q22	(US-WA-JIGS2) Q35. What was the total dollar amount of your 2008 budget?
Q36	Q31	-	(US-WA-JIGS2) Q36. What is your position in this organization?
-	Q04	-	(US-DC-JIGS2) Q4. Which of the following best describes why your organization was formed?
-	-	Q12	(US-JIGS1) Q12. Please circle the appropriate responses:
-	-	Q13	(US-JIGS1) Q13. Does your organization endorse any political party?
-	-	Q14	(US-JIGS1) Q14. To what extent does your organization endorse the following parties:
-	-	Q15 Q16	(US-JIGS1) Q15. Which do you think have been the most effective federal-level access points in pursuing your organization's interests? Please mark "1" for the most effective and "2" for the second most effective access points. Q16. During federal elections of the last ten years, has your organization:
-	-	Q24	(US-JIGS1) Q24. Does your organization have an e-mail address?
-	-	Q25	(US-JIGS1) Q25. Does your organization have a web site?
-	-	Q26	(US-JIGS1) Q26. Does your organization have a political action committee (PAC)?
-	-	Q27	(US-JIGS1) Q27. Have any representatives of your organization served on federal advisory committees or boards during the last five years?

Part II

Survey Results

[JIGS] Survey Name (WA: N/A, DC: N/A, US1: N/A)

	DC (US-JIGS1)	NC (US-JIGS1)	SEA (US-JIGS2)	DC (US-JIGS2)	DC (US-JIGS1)	NC (US-JIGS1)	SEA (US-JIGS2)	DC (US-JIGS2)
5 US-JIGS1	748	752	0	0	100.0%	100.0%	0.0%	0.0%
6 US-WA-JIGS2	0	0	1501	0	0.0%	0.0%	100.0%	0.0%
7 US-DC-JIGS2	0	0	0	571	0.0%	0.0%	0.0%	100.0%
Total	748	752	1501	571	100.0%	100.0%	100.0%	100.0%

UA01	US-WA-JIGS2	Q01. What is your zip code?
	US-DC-JIGS2	Not regular question
	US-JIGS1	Not regular question

[UA 0101 ALL] State (WA: Q01r1, DC: region, US1: area)

	DC (US-JIGS1)	NC (US-JIGS1)	3 SEA (US-JIGS2)	DC (US-JIGS2)	DC (US-JIGS1)	NC (US-JIGS1)	SEA (US-JIGS2)	DC (US-JIGS2)
1 Arkansas (US-WA-JIGS2)	0	0	1	0	0.0%	0.0%	0.1%	0.0%
2 California (US-WA-JIGS2)	0	0	3	0	0.0%	0.0%	0.2%	0.0%
3 Oregon (US-WA-JIGS2)	0	0	2	0	0.0%	0.0%	0.1%	0.0%
4 Washington (US-WA-JIGS2)	0	0	1465	0	0.0%	0.0%	97.6%	0.0%
5 Washington, D.C. (US-DC-JIGS2)	0	0	0	237	0.0%	0.0%	0.0%	41.5%
6 Maryland (US-DC-JIGS2)	0	0	0	133	0.0%	0.0%	0.0%	23.3%
7 Virginia (US-DC-JIGS2)	0	0	0	201	0.0%	0.0%	0.0%	35.2%
8 Washington, D.C. (US-JIGS1)	748	0	0	0	100.0%	0.0%	0.0%	0.0%
9 North Carolina (US-JIGS1)	0	752	0	0	0.0%	100.0%	0.0%	0.0%
-9 Missing	0	0	30	0	0.0%	0.0%	2.0%	0.0%
-8 Not applicable	0	0	0	0	0.0%	0.0%	0.0%	0.0%
-7 Don't know	0	0	0	0	0.0%	0.0%	0.0%	0.0%
-6 Refused	0	0	0	0	0.0%	0.0%	0.0%	0.0%
-5 Logical skip	0	0	0	0	0.0%	0.0%	0.0%	0.0%
Total	748	752	1501	571	100.0%	100.0%	100.0%	100.0%

UA02	US-WA-JIGS2	Q02. In what year was your organization first established?
	US-DC-JIGS2	-
	US-JIGS1	Q20. In what year was your organization (local office) founded?

[UA_02_WA_US1_decade] What year was your organization established? (WA: Q02, DC: N/A, US1: q20@20)

	DC (US-JIGS1)	NC (US-JIGS1)	SEA (US-JIGS2)	DC (US-JIGS2)	DC (US-JIGS1)	NC (US-JIGS1)	SEA (US-JIGS2)	DC (US-JIGS2)
1 Before 1801	4	3	1	0	0.5%	0.4%	0.1%	0.0%
2 1801-1900	33	35	26	0	4.4%	4.7%	1.7%	0.0%
3 1901-1910	20	20	25	0	2.7%	2.7%	1.7%	0.0%
4 1911-1920	39	39	22	0	5.2%	5.2%	1.5%	0.0%
5 1921-1930	18	34	23	0	2.4%	4.5%	1.5%	0.0%
6 1931-1940	37	22	21	0	4.9%	2.9%	1.4%	0.0%
7 1941-1950	40	58	50	0	5.3%	7.7%	3.3%	0.0%
8 1951-1960	47	49	51	0	6.3%	6.5%	3.4%	0.0%
9 1961-1970	90	79	82	0	12.0%	10.5%	5.5%	0.0%
10 1971-1980	161	123	181	0	21.5%	16.4%	12.1%	0.0%
11 1981-1990	135	112	259	0	18.0%	14.9%	17.3%	0.0%
12 1991-2000	76	110	348	0	10.2%	14.6%	23.2%	0.0%
13 After 2000	0	0	327	0	0.0%	0.0%	21.8%	0.0%
-9 Missing	48	68	82	571	6.4%	9.0%	5.5%	100.0%
-8 Not applicable	0	0	3	0	0.0%	0.0%	0.2%	0.0%
-7 Don't know	0	0	0	0	0.0%	0.0%	0.0%	0.0%
-6 Refused	0	0	0	0	0.0%	0.0%	0.0%	0.0%
-5 Logical skip	0	0	0	0	0.0%	0.0%	0.0%	0.0%
Total	748	752	1501	571	100.0%	100.0%	100.0%	100.0%

UA03	US-WA-JIGS2	-	Q04. Which of the following best describes why your organization was formed?
	US-DC-JIGS2		
	US-JIGS1	-	

[UA_03_DC] Best describes why organization was formed (WA: N/A, DC: q04, US1: N/A)

	DC (US-JIGS1)	NC (US-JIGS1)	SEA (US-JIGS2)	DC (US-JIGS2)	DC (US-JIGS1)	NC (US-JIGS1)	SEA (US-JIGS2)	DC (US-JIGS2)
1 Developed from a voluntary civil movement	0	0	0	177	0.0%	0.0%	0.0%	31.0%
2 Dissatisfaction with a govt policy or policies	0	0	0	50	0.0%	0.0%	0.0%	8.8%
3 Dissatisfaction with public service	0	0	0	23	0.0%	0.0%	0.0%	4.0%
4 Certain specific problems occurred	0	0	0	63	0.0%	0.0%	0.0%	11.0%
5 Encouraged to form by the government	0	0	0	24	0.0%	0.0%	0.0%	4.2%
6 Other	0	0	0	230	0.0%	0.0%	0.0%	40.3%
-9 Missing	748	752	1501	4	100.0%	100.0%	100.0%	0.7%
-8 Not applicable	0	0	0	0	0.0%	0.0%	0.0%	0.0%
-7 Don't know	0	0	0	0	0.0%	0.0%	0.0%	0.0%
-6 Refused	0	0	0	0	0.0%	0.0%	0.0%	0.0%
-5 Logical skip	0	0	0	0	0.0%	0.0%	0.0%	0.0%
Total	748	752	1501	571	100.0%	100.0%	100.0%	100.0%

UA04	US-WA-JIGS2	Q04. What legal status does your organization hold?
	US-DC-JIGS2	Not regular question
	US-JIGS1	Q04. Is your organization incorporated?
		Q05. Is your organization: Q06. Does your organization have an IRS tax-exempt status? Q07. Which tax-exempt status does your organization have?

[UA_04_ALL] Legal status of organization (WA: Q04, DC: status, US1: q7@7)

	DC (US-JIGS1)	NC (US-JIGS1)	SEA (US-JIGS2)	DC (US-JIGS2)	DC (US-JIGS1)	NC (US-JIGS1)	SEA (US-JIGS2)	DC (US-JIGS2)
1 501(c)3	433	455	1065	480	57.9%	60.5%	71.0%	84.1%
2 501(c)4	28	10	50	91	3.7%	1.3%	3.3%	15.9%
3 No legal Status	0	0	58	0	0.0%	0.0%	3.9%	0.0%
4 Other	153	112	195	0	20.5%	14.9%	13.0%	0.0%
-9 Missing	127	169	133	0	17.0%	22.5%	8.9%	0.0%
-8 Not applicable	7	6	0	0	0.9%	0.8%	0.0%	0.0%
-7 Don't know	0	0	0	0	0.0%	0.0%	0.0%	0.0%
-6 Refused	0	0	0	0	0.0%	0.0%	0.0%	0.0%
-5 Logical skip	0	0	0	0	0.0%	0.0%	0.0%	0.0%
Total	748	752	1501	571	100.0%	100.0%	100.0%	100.0%

[UA_0401_US1] An IRS tax-exempt status (WA: N/A, DC: N/A, US1: q6@6)

	DC (US-JIGS1)	NC (US-JIGS1)	SEA (US-JIGS2)	DC (US-JIGS2)	DC (US-JIGS1)	NC (US-JIGS1)	SEA (US-JIGS2)	DC (US-JIGS2)
0 No	63	53	0	0	8.4%	7.0%	0.0%	0.0%
1 Yes	649	642	0	0	86.8%	85.4%	0.0%	0.0%
-9 Missing	36	57	1501	571	4.8%	7.6%	100.0%	100.0%
-8 Not applicable	0	0	0	0	0.0%	0.0%	0.0%	0.0%
-7 Don't know	0	0	0	0	0.0%	0.0%	0.0%	0.0%
-6 Refused	0	0	0	0	0.0%	0.0%	0.0%	0.0%
-5 Logical skip	0	0	0	0	0.0%	0.0%	0.0%	0.0%
Total	748	752	1501	571	100.0%	100.0%	100.0%	100.0%

[UA_0402_US1] It's profit or non-profit, or a government organization (WA: N/A, DC: N/A, US1: q5@5)

	DC (US-JIGS1)	NC (US-JIGS1)	SEA (US-JIGS2)	DC (US-JIGS2)	DC (US-JIGS1)	NC (US-JIGS1)	SEA (US-JIGS2)	DC (US-JIGS2)
1 For-profit	28	33	0	0	3.7%	4.4%	0.0%	0.0%
2 Non-profit	699	686	0	0	93.4%	91.2%	0.0%	0.0%
3 A government organization	10	23	0	0	1.3%	3.1%	0.0%	0.0%
-9 Missing	11	10	1501	571	1.5%	1.3%	100.0%	100.0%
-8 Not applicable	0	0	0	0	0.0%	0.0%	0.0%	0.0%
-7 Don't know	0	0	0	0	0.0%	0.0%	0.0%	0.0%
-6 Refused	0	0	0	0	0.0%	0.0%	0.0%	0.0%
-5 Logical skip	0	0	0	0	0.0%	0.0%	0.0%	0.0%
Total	748	752	1501	571	100.0%	100.0%	100.0%	100.0%

[UA_0403_US1] Is it incorporated (WA: N/A, DC: N/A, US1: q4@4)

	DC (US-JIGS1)	NC (US-JIGS1)	SEA (US-JIGS2)	DC (US-JIGS2)	DC (US-JIGS1)	NC (US-JIGS1)	SEA (US-JIGS2)	DC (US-JIGS2)
0 No	99	121	0	0	13.2%	16.1%	0.0%	0.0%
1 Yes	635	621	0	0	84.9%	82.6%	0.0%	0.0%
-9 Missing	14	10	1501	571	1.9%	1.3%	100.0%	100.0%
-8 Not applicable	0	0	0	0	0.0%	0.0%	0.0%	0.0%
-7 Don't know	0	0	0	0	0.0%	0.0%	0.0%	0.0%
-6 Refused	0	0	0	0	0.0%	0.0%	0.0%	0.0%
-5 Logical skip	0	0	0	0	0.0%	0.0%	0.0%	0.0%
Total	748	752	1501	571	100.0%	100.0%	100.0%	100.0%

UA05	US-WA-JIGS2	Q05. What type of group do you consider your organization to be?
	US-DC-JIGS2	Q03. What type of group do you consider your organization to be?
	US-JIGS1	Q08. Which one classification best describes your organization?

[UA_05_ALL] Type of organization (WA: Q05, DC: q03, US1: q8@8)

	DC	NC	SEA	DC	DC	NC	SEA	DC
	(US-JIGS1)	(US-JIGS1)	(US-JIGS2)	(US-JIGS2)	(US-JIGS1)	(US-JIGS1)	(US-JIGS2)	(US-JIGS2)
1 Agriculture group	11	7	9	4	1.5%	0.9%	0.6%	0.7%
2 Economic-business group	125	74	38	13	16.7%	9.8%	2.5%	2.3%
3 Civic group	0	0	79	31	0.0%	0.0%	5.3%	5.4%
4 Educational group	131	67	291	143	17.5%	8.9%	19.4%	25.0%
5 Administrative group	14	13	7	0	1.9%	1.7%	0.5%	0.0%
6 Health/welfare group	85	218	31	79	11.4%	29.0%	2.1%	13.8%
7 Labor group	28	23	8	2	3.7%	3.1%	0.5%	0.4%
8 Advocacy group	0	0	69	61	0.0%	0.0%	4.6%	10.7%
9 Professional group	59	21	80	37	7.9%	2.8%	5.3%	6.5%
10 Political group	47	9	9	4	6.3%	1.2%	0.6%	0.7%
11 Arts/cultural/scholarly group	11	16	74	44	1.5%	2.1%	4.9%	7.7%
12 Sports/recreation group	8	21	126	24	1.1%	2.8%	8.4%	4.2%
13 Religious group	30	46	68	0	4.0%	6.1%	4.5%	0.0%
14 Other	141	186	488	124	18.9%	24.7%	32.5%	21.7%
15 Environmental (US1)	15	14	0	0	2.0%	1.9%	0.0%	0.0%
16 Foreign Interest or Ethnic (US1)	10	1	0	0	1.3%	0.1%	0.0%	0.0%
-9 Missing	33	36	124	5	4.4%	4.8%	8.3%	0.9%
-8 Not applicable	0	0	0	0	0.0%	0.0%	0.0%	0.0%
-7 Don't know	0	0	0	0	0.0%	0.0%	0.0%	0.0%
-6 Refused	0	0	0	0	0.0%	0.0%	0.0%	0.0%
-5 Logical skip	0	0	0	0	0.0%	0.0%	0.0%	0.0%
Total	748	752	1501	571	100.0%	100.0%	100.0%	100.0%

UA06	US-WA-JIGS2	Q06. Which geographic area does your group serve?
	US-DC-JIGS2	Q01. Which of the following best describes the geographic area that your group serves?
	US-JIGS1	Q03. In which geographic areas does your organization conduct its activities? Please circle all that apply. Q01. In which geographic areas does your local office conduct its activities? Please circle all that apply.

[UA_06_U2] Geographic area that group serves (WA: Q06, DC: q01, US1: N/A)

	DC (US-JIGS1)	NC (US-JIGS1)	SEA (US-JIGS2)	DC (US-JIGS2)	DC (US-JIGS1)	NC (US-JIGS1)	SEA (US-JIGS2)	DC (US-JIGS2)
1 Your Neighborhood	0	0	232	60	0.0%	0.0%	15.5%	10.5%
2 Seattle (WA) - City/County (DC)	0	0	109	83	0.0%	0.0%	7.3%	14.5%
3 King County (WA) - DC Metro Area (DC)	0	0	289	121	0.0%	0.0%	19.3%	21.2%
4 Washington State (WA) - Only Northern VA OR Montgomery and PG counties (DC)	0	0	287	29	0.0%	0.0%	19.1%	5.1%
5 Pacific Northwest region (WA) - All of Maryland or Virginia (DC)	0	0	212	22	0.0%	0.0%	14.1%	3.9%
6 The Nation	0	0	79	161	0.0%	0.0%	5.3%	28.2%
7 International focus	0	0	169	90	0.0%	0.0%	11.3%	15.8%
-9 Missing	748	752	124	5	100.0%	100.0%	8.3%	0.9%
-8 Not applicable	0	0	0	0	0.0%	0.0%	0.0%	0.0%
-7 Don't know	0	0	0	0	0.0%	0.0%	0.0%	0.0%
-6 Refused	0	0	0	0	0.0%	0.0%	0.0%	0.0%
-5 Logical skip	0	0	0	0	0.0%	0.0%	0.0%	0.0%
Total	748	752	1501	571	100.0%	100.0%	100.0%	100.0%

[UA_0601_ALL] Local office conduct its activities in local area (WA: N/A, DC: N/A, US1: q3@3a)

	DC (US-JIGS1)	NC (US-JIGS1)	SEA (US-JIGS2)	DC (US-JIGS2)	DC (US-JIGS1)	NC (US-JIGS1)	SEA (US-JIGS2)	DC (US-JIGS2)
0 No	418	225	747	302	55.9%	29.9%	49.8%	52.9%
1 Yes	330	527	630	264	44.1%	70.1%	42.0%	46.2%
-9 Missing	0	0	124	5	0.0%	0.0%	8.3%	0.9%
-8 Not applicable	0	0	0	0	0.0%	0.0%	0.0%	0.0%
-7 Don't know	0	0	0	0	0.0%	0.0%	0.0%	0.0%
-6 Refused	0	0	0	0	0.0%	0.0%	0.0%	0.0%
-5 Logical skip	0	0	0	0	0.0%	0.0%	0.0%	0.0%
Total	748	752	1501	571	100.0%	100.0%	100.0%	100.0%

[UA_0602_ALL] Local office conduct its activities in state area (WA: N/A, DC: N/A, US1: q3@3b)

	DC (US-JIGS1)	NC (US-JIGS1)	SEA (US-JIGS2)	DC (US-JIGS2)	DC (US-JIGS1)	NC (US-JIGS1)	SEA (US-JIGS2)	DC (US-JIGS2)
0 No	476	416	878	515	63.6%	55.3%	58.5%	90.2%
1 Yes	272	336	499	51	36.4%	44.7%	33.2%	8.9%
-9 Missing	0	0	124	5	0.0%	0.0%	8.3%	0.9%
-8 Not applicable	0	0	0	0	0.0%	0.0%	0.0%	0.0%
-7 Don't know	0	0	0	0	0.0%	0.0%	0.0%	0.0%
-6 Refused	0	0	0	0	0.0%	0.0%	0.0%	0.0%
-5 Logical skip	0	0	0	0	0.0%	0.0%	0.0%	0.0%
Total	748	752	1501	571	100.0%	100.0%	100.0%	100.0%

[UA_0603_ALL] Local office conduct its activities in national area (WA: N/A, DC: N/A, US1: q3@3c)

	DC (US-JIGS1)	NC (US-JIGS1)	SEA (US-JIGS2)	DC (US-JIGS2)	DC (US-JIGS1)	NC (US-JIGS1)	SEA (US-JIGS2)	DC (US-JIGS2)
0 No	235	508	1298	405	31.4%	67.6%	86.5%	70.9%
1 Yes	513	244	79	161	68.6%	32.4%	5.3%	28.2%
-9 Missing	0	0	124	5	0.0%	0.0%	8.3%	0.9%
-8 Not applicable	0	0	0	0	0.0%	0.0%	0.0%	0.0%
-7 Don't know	0	0	0	0	0.0%	0.0%	0.0%	0.0%
-6 Refused	0	0	0	0	0.0%	0.0%	0.0%	0.0%
-5 Logical skip	0	0	0	0	0.0%	0.0%	0.0%	0.0%
Total	748	752	1501	571	100.0%	100.0%	100.0%	100.0%

[UA_0604_ALL] Local office conduct its activities in national area (WA: N/A, DC: N/A, US1: q3@3d)

	DC (US-JIGS1)	NC (US-JIGS1)	SEA (US-JIGS2)	DC (US-JIGS2)	DC (US-JIGS1)	NC (US-JIGS1)	SEA (US-JIGS2)	DC (US-JIGS2)
0 No	374	594	1208	476	50.0%	79.0%	80.5%	83.4%
1 Yes	374	158	169	90	50.0%	21.0%	11.3%	15.8%
-9 Missing	0	0	124	5	0.0%	0.0%	8.3%	0.9%
-8 Not applicable	0	0	0	0	0.0%	0.0%	0.0%	0.0%
-7 Don't know	0	0	0	0	0.0%	0.0%	0.0%	0.0%
-6 Refused	0	0	0	0	0.0%	0.0%	0.0%	0.0%
-5 Logical skip	0	0	0	0	0.0%	0.0%	0.0%	0.0%
Total	748	752	1501	571	100.0%	100.0%	100.0%	100.0%

[UA_06_01_ALL] Organization conducts its activities in local area (WA: N/A, DC: N/A, US1: q1@1a)

	DC (US-JIGS1)	NC (US-JIGS1)	SEA (US-JIGS2)	DC (US-JIGS2)	DC (US-JIGS1)	NC (US-JIGS1)	SEA (US-JIGS2)	DC (US-JIGS2)
0 No	425	143	747	302	56.8%	19.0%	49.8%	52.9%
1 Yes	323	609	630	264	43.2%	81.0%	42.0%	46.2%
-9 Missing	0	0	124	5	0.0%	0.0%	8.3%	0.9%
-8 Not applicable	0	0	0	0	0.0%	0.0%	0.0%	0.0%
-7 Don't know	0	0	0	0	0.0%	0.0%	0.0%	0.0%
-6 Refused	0	0	0	0	0.0%	0.0%	0.0%	0.0%
-5 Logical skip	0	0	0	0	0.0%	0.0%	0.0%	0.0%
Total	748	752	1501	571	100.0%	100.0%	100.0%	100.0%

[UA_06_02_ALL] Organization conducts its activities in state area (WA: N/A, DC: N/A, US1: q1@1b)

	DC (US-JIGS1)	NC (US-JIGS1)	SEA (US-JIGS2)	DC (US-JIGS2)	DC (US-JIGS1)	NC (US-JIGS1)	SEA (US-JIGS2)	DC (US-JIGS2)
0 No	531	495	878	515	71.0%	65.8%	58.5%	90.2%
1 Yes	217	257	499	51	29.0%	34.2%	33.2%	8.9%
-9 Missing	0	0	124	5	0.0%	0.0%	8.3%	0.9%
-8 Not applicable	0	0	0	0	0.0%	0.0%	0.0%	0.0%
-7 Don't know	0	0	0	0	0.0%	0.0%	0.0%	0.0%
-6 Refused	0	0	0	0	0.0%	0.0%	0.0%	0.0%
-5 Logical skip	0	0	0	0	0.0%	0.0%	0.0%	0.0%
Total	748	752	1501	571	100.0%	100.0%	100.0%	100.0%

[UA_06_03_ALL] Organization conducts its activities in national area (WA: N/A, DC: N/A, US1: q1@1c)

	DC (US-JIGS1)	NC (US-JIGS1)	SEA (US-JIGS2)	DC (US-JIGS2)	DC (US-JIGS1)	NC (US-JIGS1)	SEA (US-JIGS2)	DC (US-JIGS2)
0 No	271	615	1298	405	36.2%	81.8%	86.5%	70.9%
1 Yes	477	137	79	161	63.8%	18.2%	5.3%	28.2%
-9 Missing	0	0	124	5	0.0%	0.0%	8.3%	0.9%
-8 Not applicable	0	0	0	0	0.0%	0.0%	0.0%	0.0%
-7 Don't know	0	0	0	0	0.0%	0.0%	0.0%	0.0%
-6 Refused	0	0	0	0	0.0%	0.0%	0.0%	0.0%
-5 Logical skip	0	0	0	0	0.0%	0.0%	0.0%	0.0%
Total	748	752	1501	571	100.0%	100.0%	100.0%	100.0%

[UA_06_04_ALL] Organization conducts its activities in national area (WA: N/A, DC: N/A, US1: q1@1d)

	DC (US-JIGS1)	NC (US-JIGS1)	SEA (US-JIGS2)	DC (US-JIGS2)	DC (US-JIGS1)	NC (US-JIGS1)	SEA (US-JIGS2)	DC (US-JIGS2)
0 No	413	679	1208	476	55.2%	90.3%	80.5%	83.4%
1 Yes	335	73	169	90	44.8%	9.7%	11.3%	15.8%
-9 Missing	0	0	124	5	0.0%	0.0%	8.3%	0.9%
-8 Not applicable	0	0	0	0	0.0%	0.0%	0.0%	0.0%
-7 Don't know	0	0	0	0	0.0%	0.0%	0.0%	0.0%
-6 Refused	0	0	0	0	0.0%	0.0%	0.0%	0.0%
-5 Logical skip	0	0	0	0	0.0%	0.0%	0.0%	0.0%
Total	748	752	1501	571	100.0%	100.0%	100.0%	100.0%

UA07	US-WA-JIGS2	Q07. In the geographic area indicated in the last question (Q6), how much political influence would you say your organization has?
	US-DC-JIGS2	Q02. In the geographic area indicated in Q1, how politically influential would you say your organization is?
	US-JIGS1	-

[UA 07 US2] How much political influence does group have? (WA: Q07, DC: q02, US1: N/A)

	DC (US-JIGS1)	NC (US-JIGS1)	SEA (US-JIGS2)	DC (US-JIGS2)	DC (US-JIGS1)	NC (US-JIGS1)	SEA (US-JIGS2)	DC (US-JIGS2)
1 No political influence	0	0	525	239	0.0%	0.0%	35.0%	41.9%
2 Very little political influence	0	0	368	107	0.0%	0.0%	24.5%	18.7%
3 Some political influence	0	0	356	179	0.0%	0.0%	23.7%	31.3%
4 Strong political influence	0	0	102	34	0.0%	0.0%	6.8%	6.0%
5 Very strong political influence	0	0	24	9	0.0%	0.0%	1.6%	1.6%
-9 Missing	748	752	126	3	100.0%	100.0%	8.4%	0.5%
-8 Not applicable	0	0	0	0	0.0%	0.0%	0.0%	0.0%
-7 Don't know	0	0	0	0	0.0%	0.0%	0.0%	0.0%
-6 Refused	0	0	0	0	0.0%	0.0%	0.0%	0.0%
-5 Logical skip	0	0	0	0	0.0%	0.0%	0.0%	0.0%
Total	748	752	1501	571	100.0%	100.0%	100.0%	100.0%

UA08	US-WA-JIGS2	Q08. Thinking back over 2008, what is the number of persons you had working in the following position types?
	US-DC-JIGS2	Q28. Thinking back over 2009, what is the number of persons you had working in the following position types?
	US-JIGS1	Q21. In your organization how many of the following do you have:

[UA 0801 ALL R] For 2008, # of full-time staff (WA) - Number Full-time staff (DC) (WA: Q08a, DC: q28 1, US1: q21@21 3)

	DC (US-JIGS1)	NC (US-JIGS1)	SEA (US-JIGS2)	DC (US-JIGS2)	DC (US-JIGS1)	NC (US-JIGS1)	SEA (US-JIGS2)	DC (US-JIGS2)
1 0	27	48	705	150	3.6%	6.4%	47.0%	26.3%
2 1	53	83	137	53	7.1%	11.0%	9.1%	9.3%
3 2	62	83	74	46	8.3%	11.0%	4.9%	8.1%
4 3 - 5	133	140	122	64	17.8%	18.6%	8.1%	11.2%
5 6 - 10	104	81	73	50	13.9%	10.8%	4.9%	8.8%
6 11 - 20	66	42	55	42	8.8%	5.6%	3.7%	7.4%
7 21 - 30	52	27	22	26	7.0%	3.6%	1.5%	4.6%
8 31 - 50	40	22	30	14	5.3%	2.9%	2.0%	2.5%
9 Over 50	120	71	59	40	16.0%	9.4%	3.9%	7.0%
-9 Missing	91	155	224	86	12.2%	20.6%	14.9%	15.1%
-8 Not applicable	0	0	0	0	0.0%	0.0%	0.0%	0.0%
-7 Don't know	0	0	0	0	0.0%	0.0%	0.0%	0.0%
-6 Refused	0	0	0	0	0.0%	0.0%	0.0%	0.0%
-5 Logical skip	0	0	0	0	0.0%	0.0%	0.0%	0.0%
Total	748	752	1501	571	100.0%	100.0%	100.0%	100.0%

[UA 0802 ALL R] For 2008, # of part-time staff (WA) - Number Part-time staff (DC) (WA: Q08b, DC: q28 2, US1: q21@21 4)

	DC (US-JIGS1)	NC (US-JIGS1)	SEA (US-JIGS2)	DC (US-JIGS2)	DC (US-JIGS1)	NC (US-JIGS1)	SEA (US-JIGS2)	DC (US-JIGS2)
1 0	74	56	615	156	9.9%	7.4%	41.0%	27.3%
2 1	145	155	191	99	19.4%	20.6%	12.7%	17.3%
3 2	93	83	127	69	12.4%	11.0%	8.5%	12.1%
4 3 - 5	85	77	160	74	11.4%	10.2%	10.7%	13.0%
5 6 - 10	33	46	59	36	4.4%	6.1%	3.9%	6.3%
6 11 - 20	18	21	52	22	2.4%	2.8%	3.5%	3.9%
7 21 - 30	13	12	18	6	1.7%	1.6%	1.2%	1.1%
8 31 - 50	6	12	23	11	0.8%	1.6%	1.5%	1.9%
9 Over 50	16	32	37	7	2.1%	4.3%	2.5%	1.2%
-9 Missing	265	258	219	91	35.4%	34.3%	14.6%	15.9%
-8 Not applicable	0	0	0	0	0.0%	0.0%	0.0%	0.0%
-7 Don't know	0	0	0	0	0.0%	0.0%	0.0%	0.0%
-6 Refused	0	0	0	0	0.0%	0.0%	0.0%	0.0%
-5 Logical skip	0	0	0	0	0.0%	0.0%	0.0%	0.0%
Total	748	752	1501	571	100.0%	100.0%	100.0%	100.0%

[UA 08 03to04 ALL R] Number of all types of volunteers (WA: N/A, DC: N/A, US1: q21@21 5)

	DC (US-JIGS1)	NC (US-JIGS1)	SEA (US-JIGS2)	DC (US-JIGS2)	DC (US-JIGS1)	NC (US-JIGS1)	SEA (US-JIGS2)	DC (US-JIGS2)
1 0	62	28	165	68	8.3%	3.7%	11.0%	11.9%
2 1	27	7	38	11	3.6%	0.9%	2.5%	1.9%
3 2	38	5	27	15	5.1%	0.7%	1.8%	2.6%
4 3 - 5	42	28	80	25	5.6%	3.7%	5.3%	4.4%
5 6 - 10	47	38	117	42	6.3%	5.1%	7.8%	7.4%
6 11 - 20	36	71	189	54	4.8%	9.4%	12.6%	9.5%
7 21 - 30	14	40	137	44	1.9%	5.3%	9.1%	7.7%
8 31 - 50	30	54	122	47	4.0%	7.2%	8.1%	8.2%
9 Over 50	129	271	376	119	17.2%	36.0%	25.0%	20.8%
-9 Missing	323	210	250	146	43.2%	27.9%	16.7%	25.6%
-8 Not applicable	0	0	0	0	0.0%	0.0%	0.0%	0.0%
-7 Don't know	0	0	0	0	0.0%	0.0%	0.0%	0.0%
-6 Refused	0	0	0	0	0.0%	0.0%	0.0%	0.0%
-5 Logical skip	0	0	0	0	0.0%	0.0%	0.0%	0.0%
Total	748	752	1501	571	100.0%	100.0%	100.0%	100.0%

[UA_0803_US2_R] For 2008, # of regular volunteers (WA) - Number Regular volunteers (DC) (WA: Q08c, DC: q28_3, US1: N/A)

	DC (US-JIGS1)	NC (US-JIGS1)	SEA (US-JIGS2)	DC (US-JIGS2)	DC (US-JIGS1)	NC (US-JIGS1)	SEA (US-JIGS2)	DC (US-JIGS2)
1 0	0	0	386	129	0.0%	0.0%	25.7%	22.6%
2 1	0	0	100	27	0.0%	0.0%	6.7%	4.7%
3 2	0	0	123	48	0.0%	0.0%	8.2%	8.4%
4 3 - 5	0	0	214	62	0.0%	0.0%	14.3%	10.9%
5 6 - 10	0	0	170	71	0.0%	0.0%	11.3%	12.4%
6 11 - 20	0	0	127	45	0.0%	0.0%	8.5%	7.9%
7 21 - 30	0	0	41	20	0.0%	0.0%	2.7%	3.5%
8 31 - 50	0	0	52	15	0.0%	0.0%	3.5%	2.6%
9 Over 50	0	0	66	32	0.0%	0.0%	4.4%	5.6%
-9 Missing	748	752	222	122	100.0%	100.0%	14.8%	21.4%
-8 Not applicable	0	0	0	0	0.0%	0.0%	0.0%	0.0%
-7 Don't know	0	0	0	0	0.0%	0.0%	0.0%	0.0%
-6 Refused	0	0	0	0	0.0%	0.0%	0.0%	0.0%
-5 Logical skip	0	0	0	0	0.0%	0.0%	0.0%	0.0%
Total	748	752	1501	571	100.0%	100.0%	100.0%	100.0%

[UA_0804_US2_R] For 2008, # of episodic volunteers (WA) - Number Episodic volunteers (DC) (WA: Q08d, DC: q28_4, US1: N/A)

	DC (US-JIGS1)	NC (US-JIGS1)	SEA (US-JIGS2)	DC (US-JIGS2)	DC (US-JIGS1)	NC (US-JIGS1)	SEA (US-JIGS2)	DC (US-JIGS2)
1 0	0	0	255	110	0.0%	0.0%	17.0%	19.3%
2 1	0	0	25	14	0.0%	0.0%	1.7%	2.5%
3 2	0	0	31	17	0.0%	0.0%	2.1%	3.0%
4 3 - 5	0	0	104	30	0.0%	0.0%	6.9%	5.3%
5 6 - 10	0	0	173	53	0.0%	0.0%	11.5%	9.3%
6 11 - 20	0	0	189	58	0.0%	0.0%	12.6%	10.2%
7 21 - 30	0	0	100	34	0.0%	0.0%	6.7%	6.0%
8 31 - 50	0	0	119	46	0.0%	0.0%	7.9%	8.1%
9 Over 50	0	0	277	86	0.0%	0.0%	18.5%	15.1%
-9 Missing	748	752	228	123	100.0%	100.0%	15.2%	21.5%
-8 Not applicable	0	0	0	0	0.0%	0.0%	0.0%	0.0%
-7 Don't know	0	0	0	0	0.0%	0.0%	0.0%	0.0%
-6 Refused	0	0	0	0	0.0%	0.0%	0.0%	0.0%
-5 Logical skip	0	0	0	0	0.0%	0.0%	0.0%	0.0%
Total	748	752	1501	571	100.0%	100.0%	100.0%	100.0%

[UA_0805_US2_R] For 2008, # of regular members (WA) - Number Regular members (DC) (WA: Q08e, DC: q28_5, US1: N/A)

	DC (US-JIGS1)	NC (US-JIGS1)	SEA (US-JIGS2)	DC (US-JIGS2)	DC (US-JIGS1)	NC (US-JIGS1)	SEA (US-JIGS2)	DC (US-JIGS2)
1 0	0	0	440	135	0.0%	0.0%	29.3%	23.6%
2 1 - 50	0	0	333	76	0.0%	0.0%	22.2%	13.3%
3 51 - 100	0	0	119	33	0.0%	0.0%	7.9%	5.8%
4 101 - 500	0	0	232	80	0.0%	0.0%	15.5%	14.0%
5 501 - 1,000	0	0	48	33	0.0%	0.0%	3.2%	5.8%
6 1,001 - 5,000	0	0	64	28	0.0%	0.0%	4.3%	4.9%
7 5,001 - 10,000	0	0	16	7	0.0%	0.0%	1.1%	1.2%
8 10,001 - 20,000	0	0	10	5	0.0%	0.0%	0.7%	0.9%
9 Over 20,000	0	0	7	13	0.0%	0.0%	0.5%	2.3%
-9 Missing	748	752	232	161	100.0%	100.0%	15.5%	28.2%
-8 Not applicable	0	0	0	0	0.0%	0.0%	0.0%	0.0%
-7 Don't know	0	0	0	0	0.0%	0.0%	0.0%	0.0%
-6 Refused	0	0	0	0	0.0%	0.0%	0.0%	0.0%
-5 Logical skip	0	0	0	0	0.0%	0.0%	0.0%	0.0%
Total	748	752	1501	571	100.0%	100.0%	100.0%	100.0%

[UA 0806 US2 R] For 2008, # of board members (WA) - Number Board members (DC) (WA: Q08f, DC: q28 6, US1: N/A)

	DC (US-JIGS1)	NC (US-JIGS1)	SEA (US-JIGS2)	DC (US-JIGS2)	DC (US-JIGS1)	NC (US-JIGS1)	SEA (US-JIGS2)	DC (US-JIGS2)
1 0	0	0	27	12	0.0%	0.0%	1.8%	2.1%
2 1 - 50	0	0	1280	490	0.0%	0.0%	85.3%	85.8%
3 51 - 100	0	0	8	4	0.0%	0.0%	0.5%	0.7%
4 101 - 500	0	0	2	0	0.0%	0.0%	0.1%	0.0%
5 501 - 1,000	0	0	1	0	0.0%	0.0%	0.1%	0.0%
6 1,001 - 5,000	0	0	0	0	0.0%	0.0%	0.0%	0.0%
7 5,001 - 10,000	0	0	0	0	0.0%	0.0%	0.0%	0.0%
8 10,001 - 20,000	0	0	0	0	0.0%	0.0%	0.0%	0.0%
9 Over 20,000	0	0	0	0	0.0%	0.0%	0.0%	0.0%
-9 Missing	748	752	183	65	100.0%	100.0%	12.2%	11.4%
-8 Not applicable	0	0	0	0	0.0%	0.0%	0.0%	0.0%
-7 Don't know	0	0	0	0	0.0%	0.0%	0.0%	0.0%
-6 Refused	0	0	0	0	0.0%	0.0%	0.0%	0.0%
-5 Logical skip	0	0	0	0	0.0%	0.0%	0.0%	0.0%
Total	748	752	1501	571	100.0%	100.0%	100.0%	100.0%

[UA 0807 US2 R] For 2008, # of voting members (WA) - Number Voting members (DC) (WA: Q08g, DC: q28 7, US1: N/A)

	DC (US-JIGS1)	NC (US-JIGS1)	SEA (US-JIGS2)	DC (US-JIGS2)	DC (US-JIGS1)	NC (US-JIGS1)	SEA (US-JIGS2)	DC (US-JIGS2)
1 0	0	0	227	80	0.0%	0.0%	15.1%	14.0%
2 1 - 10	0	0	446	118	0.0%	0.0%	29.7%	20.7%
3 11 - 20	0	0	225	52	0.0%	0.0%	15.0%	9.1%
4 21 - 30	0	0	64	24	0.0%	0.0%	4.3%	4.2%
5 31 - 40	0	0	37	11	0.0%	0.0%	2.5%	1.9%
6 41 - 50	0	0	26	15	0.0%	0.0%	1.7%	2.6%
7 51 - 100	0	0	81	34	0.0%	0.0%	5.4%	6.0%
8 101 - 200	0	0	60	26	0.0%	0.0%	4.0%	4.6%
9 201 - 500	0	0	64	27	0.0%	0.0%	4.3%	4.7%
10 Over 500	0	0	59	38	0.0%	0.0%	3.9%	6.7%
-9 Missing	748	752	212	146	100.0%	100.0%	14.1%	25.6%
-8 Not applicable	0	0	0	0	0.0%	0.0%	0.0%	0.0%
-7 Don't know	0	0	0	0	0.0%	0.0%	0.0%	0.0%
-6 Refused	0	0	0	0	0.0%	0.0%	0.0%	0.0%
-5 Logical skip	0	0	0	0	0.0%	0.0%	0.0%	0.0%
Total	748	752	1501	571	100.0%	100.0%	100.0%	100.0%

[UA 0808 US1 R] How many individual members (WA: N/A, DC: N/A, US1: q21@21 1)

	DC (US-JIGS1)	NC (US-JIGS1)	SEA (US-JIGS2)	DC (US-JIGS2)	DC (US-JIGS1)	NC (US-JIGS1)	SEA (US-JIGS2)	DC (US-JIGS2)
1 0	66	43	0	0	8.8%	5.7%	0.0%	0.0%
2 1 - 50	54	89	0	0	7.2%	11.8%	0.0%	0.0%
3 51 - 100	29	29	0	0	3.9%	3.9%	0.0%	0.0%
4 101 - 500	84	135	0	0	11.2%	18.0%	0.0%	0.0%
5 501 - 1,000	44	51	0	0	5.9%	6.8%	0.0%	0.0%
6 1,001 - 5,000	76	78	0	0	10.2%	10.4%	0.0%	0.0%
7 5,001 - 10,000	25	16	0	0	3.3%	2.1%	0.0%	0.0%
8 10,001 - 20,000	19	10	0	0	2.5%	1.3%	0.0%	0.0%
9 Over 20,000	82	33	0	0	11.0%	4.4%	0.0%	0.0%
-9 Missing	269	268	1501	571	36.0%	35.6%	100.0%	100.0%
-8 Not applicable	0	0	0	0	0.0%	0.0%	0.0%	0.0%
-7 Don't know	0	0	0	0	0.0%	0.0%	0.0%	0.0%
-6 Refused	0	0	0	0	0.0%	0.0%	0.0%	0.0%
-5 Logical skip	0	0	0	0	0.0%	0.0%	0.0%	0.0%
Total	748	752	1501	571	100.0%	100.0%	100.0%	100.0%

[UA_0809_US1_R] How many organizational members (WA: N/A, DC: N/A, US1: q21@21_2)

	DC (US-JIGS1)	NC (US-JIGS1)	SEA (US-JIGS2)	DC (US-JIGS2)	DC (US-JIGS1)	NC (US-JIGS1)	SEA (US-JIGS2)	DC (US-JIGS2)
1 0	65	58	0	0	8.7%	7.7%	0.0%	0.0%
2 1 - 10	34	51	0	0	4.5%	6.8%	0.0%	0.0%
3 11 - 20	28	36	0	0	3.7%	4.8%	0.0%	0.0%
4 21 - 30	23	25	0	0	3.1%	3.3%	0.0%	0.0%
5 31 - 40	26	21	0	0	3.5%	2.8%	0.0%	0.0%
6 41 - 50	22	13	0	0	2.9%	1.7%	0.0%	0.0%
7 51 - 100	51	34	0	0	6.8%	4.5%	0.0%	0.0%
8 101 - 200	47	25	0	0	6.3%	3.3%	0.0%	0.0%
9 201 - 500	64	27	0	0	8.6%	3.6%	0.0%	0.0%
10 Over 500	96	52	0	0	12.8%	6.9%	0.0%	0.0%
-9 Missing	292	410	1501	571	39.0%	54.5%	100.0%	100.0%
-8 Not applicable	0	0	0	0	0.0%	0.0%	0.0%	0.0%
-7 Don't know	0	0	0	0	0.0%	0.0%	0.0%	0.0%
-6 Refused	0	0	0	0	0.0%	0.0%	0.0%	0.0%
-5 Logical skip	0	0	0	0	0.0%	0.0%	0.0%	0.0%
Total	748	752	1501	571	100.0%	100.0%	100.0%	100.0%

UA09	US-WA-JIGS2	Q09. Would you say that your organization is...?
	US-DC-JIGS2	Q06. Would you say that your organization is...?
	US-JIGS1	Q02. Is your local office a part of a larger organization?
		Q02a. Is this office also the National Office?

[UA_09_ALL] Your organization is?? (WA: Q09, DC: q06, US1: q2@2)

	DC (US-JIGS1)	NC (US-JIGS1)	SEA (US-JIGS2)	DC (US-JIGS2)	DC (US-JIGS1)	NC (US-JIGS1)	SEA (US-JIGS2)	DC (US-JIGS2)
1 1 Local chapter of national or state organization (WA) - 3 A local chapter of a national/state org (DC)	289	424	224	58	38.6%	56.4%	14.9%	10.2%
2 2 Single organization with one location (WA) - 4 A single org with only 1 location (DC)	0	0	874	237	0.0%	0.0%	58.2%	41.5%
3 3 Single organization with multiple branches (WA) - 5 A single org with multiple branches (DC)	0	0	148	59	0.0%	0.0%	9.9%	10.3%
4 (only DC) 1 An international organization	0	0	0	71	0.0%	0.0%	0.0%	12.4%
5 (only DC) 2 A national org/National headquarters	0	0	0	127	0.0%	0.0%	0.0%	22.2%
6 4 Other (WA) - 6 Other (DC)	0	0	107	16	0.0%	0.0%	7.1%	2.8%
-9 Missing	12	8	148	3	1.6%	1.1%	9.9%	0.5%
-8 Not applicable	447	320	0	0	59.8%	42.6%	0.0%	0.0%
-7 Don't know	0	0	0	0	0.0%	0.0%	0.0%	0.0%
-6 Refused	0	0	0	0	0.0%	0.0%	0.0%	0.0%
-5 Logical skip	0	0	0	0	0.0%	0.0%	0.0%	0.0%
Total	748	752	1501	571	100.0%	100.0%	100.0%	100.0%

[UA_0901_US1] Being the National Office (WA: N/A, DC: N/A, US1: q2@2a)

	DC (US-JIGS1)	NC (US-JIGS1)	SEA (US-JIGS2)	DC (US-JIGS2)	DC (US-JIGS1)	NC (US-JIGS1)	SEA (US-JIGS2)	DC (US-JIGS2)
0 No	166	570	0	0	22.2%	75.8%	0.0%	0.0%
1 Yes	555	150	0	0	74.2%	19.9%	0.0%	0.0%
-9 Missing	27	32	1501	571	3.6%	4.3%	100.0%	100.0%
-8 Not applicable	0	0	0	0	0.0%	0.0%	0.0%	0.0%
-7 Don't know	0	0	0	0	0.0%	0.0%	0.0%	0.0%
-6 Refused	0	0	0	0	0.0%	0.0%	0.0%	0.0%
-5 Logical skip	0	0	0	0	0.0%	0.0%	0.0%	0.0%
Total	748	752	1501	571	100.0%	100.0%	100.0%	100.0%

UA10 | US-WA-JIGS2 | Q10. Which of the following describes your group's activities and purposes?
 US-DC-JIGS2 | Q07. Which of the following describes your group's activities and purposes?
 US-JIGS1 | Q09. Does your organization:

[UA_1001_ALL] Provide members with information (WA: Q10a, DC: q07_1, US1: q9@9_13)

	DC (US-JIGS1)	NC (US-JIGS1)	SEA (US-JIGS2)	DC (US-JIGS2)	DC (US-JIGS1)	NC (US-JIGS1)	SEA (US-JIGS2)	DC (US-JIGS2)
0 No	107	141	643	266	14.3%	18.8%	42.8%	46.6%
1 Yes	597	567	692	305	79.8%	75.4%	46.1%	53.4%
-9 Missing	44	44	166	0	5.9%	5.9%	11.1%	0.0%
-8 Not applicable	0	0	0	0	0.0%	0.0%	0.0%	0.0%
-7 Don't know	0	0	0	0	0.0%	0.0%	0.0%	0.0%
-6 Refused	0	0	0	0	0.0%	0.0%	0.0%	0.0%
-5 Logical skip	0	0	0	0	0.0%	0.0%	0.0%	0.0%
Total	748	752	1501	571	100.0%	100.0%	100.0%	100.0%

[UA_1002_ALL] Advance member's economic interests (WA: Q10b, DC: q07_2, US1: q9@9_1)

	DC (US-JIGS1)	NC (US-JIGS1)	SEA (US-JIGS2)	DC (US-JIGS2)	DC (US-JIGS1)	NC (US-JIGS1)	SEA (US-JIGS2)	DC (US-JIGS2)
0 No	372	377	1160	486	49.7%	50.1%	77.3%	85.1%
1 Yes	316	319	175	85	42.2%	42.4%	11.7%	14.9%
-9 Missing	60	56	166	0	8.0%	7.4%	11.1%	0.0%
-8 Not applicable	0	0	0	0	0.0%	0.0%	0.0%	0.0%
-7 Don't know	0	0	0	0	0.0%	0.0%	0.0%	0.0%
-6 Refused	0	0	0	0	0.0%	0.0%	0.0%	0.0%
-5 Logical skip	0	0	0	0	0.0%	0.0%	0.0%	0.0%
Total	748	752	1501	571	100.0%	100.0%	100.0%	100.0%

[UA_1003_ALL] Protect members' lives or rights (WA: Q10c, DC: q07_3, US1: q9@9_2)

	DC (US-JIGS1)	NC (US-JIGS1)	SEA (US-JIGS2)	DC (US-JIGS2)	DC (US-JIGS1)	NC (US-JIGS1)	SEA (US-JIGS2)	DC (US-JIGS2)
0 No	213	202	1146	493	28.5%	26.9%	76.3%	86.3%
1 Yes	486	499	189	78	65.0%	66.4%	12.6%	13.7%
-9 Missing	49	51	166	0	6.6%	6.8%	11.1%	0.0%
-8 Not applicable	0	0	0	0	0.0%	0.0%	0.0%	0.0%
-7 Don't know	0	0	0	0	0.0%	0.0%	0.0%	0.0%
-6 Refused	0	0	0	0	0.0%	0.0%	0.0%	0.0%
-5 Logical skip	0	0	0	0	0.0%	0.0%	0.0%	0.0%
Total	748	752	1501	571	100.0%	100.0%	100.0%	100.0%

[UA_1004_ALL] Provide members with education/training (WA: Q10d, DC: q07_4, US1: q9@9_3)

	DC (US-JIGS1)	NC (US-JIGS1)	SEA (US-JIGS2)	DC (US-JIGS2)	DC (US-JIGS1)	NC (US-JIGS1)	SEA (US-JIGS2)	DC (US-JIGS2)
0 No	176	136	666	287	23.5%	18.1%	44.4%	50.3%
1 Yes	532	579	669	284	71.1%	77.0%	44.6%	49.7%
-9 Missing	40	37	166	0	5.3%	4.9%	11.1%	0.0%
-8 Not applicable	0	0	0	0	0.0%	0.0%	0.0%	0.0%
-7 Don't know	0	0	0	0	0.0%	0.0%	0.0%	0.0%
-6 Refused	0	0	0	0	0.0%	0.0%	0.0%	0.0%
-5 Logical skip	0	0	0	0	0.0%	0.0%	0.0%	0.0%
Total	748	752	1501	571	100.0%	100.0%	100.0%	100.0%

[UA_1005_ALL] Assist members to receive funding from gov. (WA: Q10e, DC: q07_5, US1: q9@9_4)

	DC (US-JIGS1)	NC (US-JIGS1)	SEA (US-JIGS2)	DC (US-JIGS2)	DC (US-JIGS1)	NC (US-JIGS1)	SEA (US-JIGS2)	DC (US-JIGS2)
0 No	493	466	1230	518	65.9%	62.0%	81.9%	90.7%
1 Yes	199	232	105	53	26.6%	30.9%	7.0%	9.3%
-9 Missing	56	54	166	0	7.5%	7.2%	11.1%	0.0%
-8 Not applicable	0	0	0	0	0.0%	0.0%	0.0%	0.0%
-7 Don't know	0	0	0	0	0.0%	0.0%	0.0%	0.0%
-6 Refused	0	0	0	0	0.0%	0.0%	0.0%	0.0%
-5 Logical skip	0	0	0	0	0.0%	0.0%	0.0%	0.0%
Total	748	752	1501	571	100.0%	100.0%	100.0%	100.0%

[UA 1006 ALL] Provide mems w/ admin. help in obtain licenses (WA: Q10f, DC: q07 6, US1: q9@9 6)

	DC (US-JIGS1)	NC (US-JIGS1)	SEA (US-JIGS2)	DC (US-JIGS2)	DC (US-JIGS1)	NC (US-JIGS1)	SEA (US-JIGS2)	DC (US-JIGS2)
0 No	581	552	1293	556	77.7%	73.4%	86.1%	97.4%
1 Yes	105	142	42	15	14.0%	18.9%	2.8%	2.6%
-9 Missing	62	58	166	0	8.3%	7.7%	11.1%	0.0%
-8 Not applicable	0	0	0	0	0.0%	0.0%	0.0%	0.0%
-7 Don't know	0	0	0	0	0.0%	0.0%	0.0%	0.0%
-6 Refused	0	0	0	0	0.0%	0.0%	0.0%	0.0%
-5 Logical skip	0	0	0	0	0.0%	0.0%	0.0%	0.0%
Total	748	752	1501	571	100.0%	100.0%	100.0%	100.0%

[UA 1007 ALL] Make appeals or requests to the government (WA: Q10g, DC: q07 7, US1: q9@9 8)

	DC (US-JIGS1)	NC (US-JIGS1)	SEA (US-JIGS2)	DC (US-JIGS2)	DC (US-JIGS1)	NC (US-JIGS1)	SEA (US-JIGS2)	DC (US-JIGS2)
0 No	171	293	1137	470	22.9%	39.0%	75.7%	82.3%
1 Yes	544	416	198	101	72.7%	55.3%	13.2%	17.7%
-9 Missing	33	43	166	0	4.4%	5.7%	11.1%	0.0%
-8 Not applicable	0	0	0	0	0.0%	0.0%	0.0%	0.0%
-7 Don't know	0	0	0	0	0.0%	0.0%	0.0%	0.0%
-6 Refused	0	0	0	0	0.0%	0.0%	0.0%	0.0%
-5 Logical skip	0	0	0	0	0.0%	0.0%	0.0%	0.0%
Total	748	752	1501	571	100.0%	100.0%	100.0%	100.0%

[UA 1008 ALL] Collect info and distribute it to nonmembers (WA: Q10h, DC: q07 8, US1: q9@9 10)

	DC (US-JIGS1)	NC (US-JIGS1)	SEA (US-JIGS2)	DC (US-JIGS2)	DC (US-JIGS1)	NC (US-JIGS1)	SEA (US-JIGS2)	DC (US-JIGS2)
0 No	54	110	1016	398	7.2%	14.6%	67.7%	69.7%
1 Yes	670	608	319	173	89.6%	80.9%	21.3%	30.3%
-9 Missing	24	34	166	0	3.2%	4.5%	11.1%	0.0%
-8 Not applicable	0	0	0	0	0.0%	0.0%	0.0%	0.0%
-7 Don't know	0	0	0	0	0.0%	0.0%	0.0%	0.0%
-6 Refused	0	0	0	0	0.0%	0.0%	0.0%	0.0%
-5 Logical skip	0	0	0	0	0.0%	0.0%	0.0%	0.0%
Total	748	752	1501	571	100.0%	100.0%	100.0%	100.0%

[UA 1009 US2] Provide nonmembers with policy recommend (WA: Q10i, DC: q07 9, US1: N/A)

	DC (US-JIGS1)	NC (US-JIGS1)	SEA (US-JIGS2)	DC (US-JIGS2)	DC (US-JIGS1)	NC (US-JIGS1)	SEA (US-JIGS2)	DC (US-JIGS2)
0 No	0	0	1138	446	0.0%	0.0%	75.8%	78.1%
1 Yes	0	0	197	125	0.0%	0.0%	13.1%	21.9%
-9 Missing	748	752	166	0	100.0%	100.0%	11.1%	0.0%
-8 Not applicable	0	0	0	0	0.0%	0.0%	0.0%	0.0%
-7 Don't know	0	0	0	0	0.0%	0.0%	0.0%	0.0%
-6 Refused	0	0	0	0	0.0%	0.0%	0.0%	0.0%
-5 Logical skip	0	0	0	0	0.0%	0.0%	0.0%	0.0%
Total	748	752	1501	571	100.0%	100.0%	100.0%	100.0%

[UA 1010 ALL] Educate the public to achieve public goals (WA: Q10j, DC: q07 10, US1: q9@9 9)

	DC (US-JIGS1)	NC (US-JIGS1)	SEA (US-JIGS2)	DC (US-JIGS2)	DC (US-JIGS1)	NC (US-JIGS1)	SEA (US-JIGS2)	DC (US-JIGS2)
0 No	112	118	931	349	15.0%	15.7%	62.0%	61.1%
1 Yes	609	605	404	222	81.4%	80.5%	26.9%	38.9%
-9 Missing	27	29	166	0	3.6%	3.9%	11.1%	0.0%
-8 Not applicable	0	0	0	0	0.0%	0.0%	0.0%	0.0%
-7 Don't know	0	0	0	0	0.0%	0.0%	0.0%	0.0%
-6 Refused	0	0	0	0	0.0%	0.0%	0.0%	0.0%
-5 Logical skip	0	0	0	0	0.0%	0.0%	0.0%	0.0%
Total	748	752	1501	571	100.0%	100.0%	100.0%	100.0%

[UA 1011 ALL] Provide other groups of individuals w/ funds (WA: Q10k, DC: q07 11, US1: q9@9 11)

	DC (US-JIGS1)	NC (US-JIGS1)	SEA (US-JIGS2)	DC (US-JIGS2)	DC (US-JIGS1)	NC (US-JIGS1)	SEA (US-JIGS2)	DC (US-JIGS2)
0 No	498	428	1063	466	66.6%	56.9%	70.8%	81.6%
1 Yes	203	276	272	105	27.1%	36.7%	18.1%	18.4%
-9 Missing	47	48	166	0	6.3%	6.4%	11.1%	0.0%
-8 Not applicable	0	0	0	0	0.0%	0.0%	0.0%	0.0%
-7 Don't know	0	0	0	0	0.0%	0.0%	0.0%	0.0%
-6 Refused	0	0	0	0	0.0%	0.0%	0.0%	0.0%
-5 Logical skip	0	0	0	0	0.0%	0.0%	0.0%	0.0%
Total	748	752	1501	571	100.0%	100.0%	100.0%	100.0%

[UA 10 12to13 ALL] Does it provide services to public (1012 + 1013) (WA: N/A, DC: N/A, US1: q9@9 12)

	DC (US-JIGS1)	NC (US-JIGS1)	SEA (US-JIGS2)	DC (US-JIGS2)	DC (US-JIGS1)	NC (US-JIGS1)	SEA (US-JIGS2)	DC (US-JIGS2)
0 No	342	189	823	357	45.7%	25.1%	54.8%	62.5%
1 Yes	366	529	512	214	48.9%	70.3%	34.1%	37.5%
-9 Missing	40	34	166	0	5.3%	4.5%	11.1%	0.0%
-8 Not applicable	0	0	0	0	0.0%	0.0%	0.0%	0.0%
-7 Don't know	0	0	0	0	0.0%	0.0%	0.0%	0.0%
-6 Refused	0	0	0	0	0.0%	0.0%	0.0%	0.0%
-5 Logical skip	0	0	0	0	0.0%	0.0%	0.0%	0.0%
Total	748	752	1501	571	100.0%	100.0%	100.0%	100.0%

[UA 1012 US2] Provide the public with services for a fee (WA: Q10I, DC: q07 12, US1: N/A)

	DC (US-JIGS1)	NC (US-JIGS1)	SEA (US-JIGS2)	DC (US-JIGS2)	DC (US-JIGS1)	NC (US-JIGS1)	SEA (US-JIGS2)	DC (US-JIGS2)
0 No	0	0	1087	478	0.0%	0.0%	72.4%	83.7%
1 Yes	0	0	248	93	0.0%	0.0%	16.5%	16.3%
-9 Missing	748	752	166	0	100.0%	100.0%	11.1%	0.0%
-8 Not applicable	0	0	0	0	0.0%	0.0%	0.0%	0.0%
-7 Don't know	0	0	0	0	0.0%	0.0%	0.0%	0.0%
-6 Refused	0	0	0	0	0.0%	0.0%	0.0%	0.0%
-5 Logical skip	0	0	0	0	0.0%	0.0%	0.0%	0.0%
Total	748	752	1501	571	100.0%	100.0%	100.0%	100.0%

[UA 1013 US2] Provide the public with free or subsidize services (WA: Q10m, DC: q07 13, US1: N/A)

	DC (US-JIGS1)	NC (US-JIGS1)	SEA (US-JIGS2)	DC (US-JIGS2)	DC (US-JIGS1)	NC (US-JIGS1)	SEA (US-JIGS2)	DC (US-JIGS2)
0 No	0	0	911	390	0.0%	0.0%	60.7%	68.3%
1 Yes	0	0	424	181	0.0%	0.0%	28.2%	31.7%
-9 Missing	748	752	166	0	100.0%	100.0%	11.1%	0.0%
-8 Not applicable	0	0	0	0	0.0%	0.0%	0.0%	0.0%
-7 Don't know	0	0	0	0	0.0%	0.0%	0.0%	0.0%
-6 Refused	0	0	0	0	0.0%	0.0%	0.0%	0.0%
-5 Logical skip	0	0	0	0	0.0%	0.0%	0.0%	0.0%
Total	748	752	1501	571	100.0%	100.0%	100.0%	100.0%

[UA 1014 US1] does accredit or licensing members (WA: N/A, DC: N/A, US1: q9@9 5)

	DC (US-JIGS1)	NC (US-JIGS1)	SEA (US-JIGS2)	DC (US-JIGS2)	DC (US-JIGS1)	NC (US-JIGS1)	SEA (US-JIGS2)	DC (US-JIGS2)
0 No	600	597	0	0	80.2%	79.4%	0.0%	0.0%
1 Yes	86	98	0	0	11.5%	13.0%	0.0%	0.0%
-9 Missing	62	57	1501	571	8.3%	7.6%	100.0%	100.0%
-8 Not applicable	0	0	0	0	0.0%	0.0%	0.0%	0.0%
-7 Don't know	0	0	0	0	0.0%	0.0%	0.0%	0.0%
-6 Refused	0	0	0	0	0.0%	0.0%	0.0%	0.0%
-5 Logical skip	0	0	0	0	0.0%	0.0%	0.0%	0.0%
Total	748	752	1501	571	100.0%	100.0%	100.0%	100.0%

[UA 1015 US1] Does it provide social policies and recreation activities (WA: N/A, DC: N/A, US1: q9@9 7)

	DC (US-JIGS1)	NC (US-JIGS1)	SEA (US-JIGS2)	DC (US-JIGS2)	DC (US-JIGS1)	NC (US-JIGS1)	SEA (US-JIGS2)	DC (US-JIGS2)
0 No	409	244	0	0	54.7%	32.4%	0.0%	0.0%
1 Yes	285	457	0	0	38.1%	60.8%	0.0%	0.0%
-9 Missing	54	51	1501	571	7.2%	6.8%	100.0%	100.0%
-8 Not applicable	0	0	0	0	0.0%	0.0%	0.0%	0.0%
-7 Don't know	0	0	0	0	0.0%	0.0%	0.0%	0.0%
-6 Refused	0	0	0	0	0.0%	0.0%	0.0%	0.0%
-5 Logical skip	0	0	0	0	0.0%	0.0%	0.0%	0.0%
Total	748	752	1501	571	100.0%	100.0%	100.0%	100.0%

[UA 1016 ALL] Other (WA: Q10n, DC: q07 14, US1: q9@9 14)

	DC (US-JIGS1)	NC (US-JIGS1)	SEA (US-JIGS2)	DC (US-JIGS2)	DC (US-JIGS1)	NC (US-JIGS1)	SEA (US-JIGS2)	DC (US-JIGS2)
0 No	139	182	965	448	18.6%	24.2%	64.3%	78.5%
1 Yes	64	84	370	123	8.6%	11.2%	24.7%	21.5%
-9 Missing	545	486	166	0	72.9%	64.6%	11.1%	0.0%
-8 Not applicable	0	0	0	0	0.0%	0.0%	0.0%	0.0%
-7 Don't know	0	0	0	0	0.0%	0.0%	0.0%	0.0%
-6 Refused	0	0	0	0	0.0%	0.0%	0.0%	0.0%
-5 Logical skip	0	0	0	0	0.0%	0.0%	0.0%	0.0%
Total	748	752	1501	571	100.0%	100.0%	100.0%	100.0%

UA11	US-WA-JIGS2	Q11. In which policy areas is your organization most interested?
	US-DC-JIGS2	Q12. In which policy areas is your organization most interested?
	US-JIGS1	Q10. Has your organization tried to influence any of the following policies on a local, state, federal or international level?

[UA 11 01to02] Does it influence Fiscal, Financial policies (1101 + 1002) (WA: N/A, DC: N/A, US1: q10@10 i)

	DC (US-JIGS1)	NC (US-JIGS1)	SEA (US-JIGS2)	DC (US-JIGS2)	DC (US-JIGS1)	NC (US-JIGS1)	SEA (US-JIGS2)	DC (US-JIGS2)
0 No	432	504	1168	467	57.8%	67.0%	77.8%	81.8%
1 Yes	228	180	156	104	30.5%	23.9%	10.4%	18.2%
-9 Missing	88	68	177	0	11.8%	9.0%	11.8%	0.0%
-8 Not applicable	0	0	0	0	0.0%	0.0%	0.0%	0.0%
-7 Don't know	0	0	0	0	0.0%	0.0%	0.0%	0.0%
-6 Refused	0	0	0	0	0.0%	0.0%	0.0%	0.0%
-5 Logical skip	0	0	0	0	0.0%	0.0%	0.0%	0.0%
Total	748	752	1501	571	100.0%	100.0%	100.0%	100.0%

[UA 1101 US2] Policy areas: Fiscal policy (WA: Q11 1, DC: q12 1, US1: N/A)

	DC (US-JIGS1)	NC (US-JIGS1)	SEA (US-JIGS2)	DC (US-JIGS2)	DC (US-JIGS1)	NC (US-JIGS1)	SEA (US-JIGS2)	DC (US-JIGS2)
0 No	0	0	1223	496	0.0%	0.0%	81.5%	86.9%
1 Yes	0	0	101	75	0.0%	0.0%	6.7%	13.1%
-9 Missing	748	752	177	0	100.0%	100.0%	11.8%	0.0%
-8 Not applicable	0	0	0	0	0.0%	0.0%	0.0%	0.0%
-7 Don't know	0	0	0	0	0.0%	0.0%	0.0%	0.0%
-6 Refused	0	0	0	0	0.0%	0.0%	0.0%	0.0%
-5 Logical skip	0	0	0	0	0.0%	0.0%	0.0%	0.0%
Total	748	752	1501	571	100.0%	100.0%	100.0%	100.0%

[UA 1102 US2] Policy areas: Financial policy (WA: Q11 2, DC: q12 2, US1: N/A)

	DC (US-JIGS1)	NC (US-JIGS1)	SEA (US-JIGS2)	DC (US-JIGS2)	DC (US-JIGS1)	NC (US-JIGS1)	SEA (US-JIGS2)	DC (US-JIGS2)
0 No	0	0	1207	509	0.0%	0.0%	80.4%	89.1%
1 Yes	0	0	117	62	0.0%	0.0%	7.8%	10.9%
-9 Missing	748	752	177	0	100.0%	100.0%	11.8%	0.0%
-8 Not applicable	0	0	0	0	0.0%	0.0%	0.0%	0.0%
-7 Don't know	0	0	0	0	0.0%	0.0%	0.0%	0.0%
-6 Refused	0	0	0	0	0.0%	0.0%	0.0%	0.0%
-5 Logical skip	0	0	0	0	0.0%	0.0%	0.0%	0.0%
Total	748	752	1501	571	100.0%	100.0%	100.0%	100.0%

[UA 1103 ALL] Policy areas: Trade policy (WA: Q11 3, DC: q12 3, US1: q10@10 q)

	DC (US-JIGS1)	NC (US-JIGS1)	SEA (US-JIGS2)	DC (US-JIGS2)	DC (US-JIGS1)	NC (US-JIGS1)	SEA (US-JIGS2)	DC (US-JIGS2)
0 No	476	594	1286	543	63.6%	79.0%	85.7%	95.1%
1 Yes	197	85	38	28	26.3%	11.3%	2.5%	4.9%
-9 Missing	75	73	177	0	10.0%	9.7%	11.8%	0.0%
-8 Not applicable	0	0	0	0	0.0%	0.0%	0.0%	0.0%
-7 Don't know	0	0	0	0	0.0%	0.0%	0.0%	0.0%
-6 Refused	0	0	0	0	0.0%	0.0%	0.0%	0.0%
-5 Logical skip	0	0	0	0	0.0%	0.0%	0.0%	0.0%
Total	748	752	1501	571	100.0%	100.0%	100.0%	100.0%

[UA 1104 ALL] Policy areas: Industry promotion (WA: Q11 4, DC: q12 4, US1: q10@10 m)

	DC (US-JIGS1)	NC (US-JIGS1)	SEA (US-JIGS2)	DC (US-JIGS2)	DC (US-JIGS1)	NC (US-JIGS1)	SEA (US-JIGS2)	DC (US-JIGS2)
0 No	548	596	1240	536	73.3%	79.3%	82.6%	93.9%
1 Yes	105	81	84	35	14.0%	10.8%	5.6%	6.1%
-9 Missing	95	75	177	0	12.7%	10.0%	11.8%	0.0%
-8 Not applicable	0	0	0	0	0.0%	0.0%	0.0%	0.0%
-7 Don't know	0	0	0	0	0.0%	0.0%	0.0%	0.0%
-6 Refused	0	0	0	0	0.0%	0.0%	0.0%	0.0%
-5 Logical skip	0	0	0	0	0.0%	0.0%	0.0%	0.0%
Total	748	752	1501	571	100.0%	100.0%	100.0%	100.0%

[UA 1105 ALL] Policy areas: Construction/public works (WA: Q11 5, DC: q12 5, US1: q10@10 p)

	DC (US-JIGS1)	NC (US-JIGS1)	SEA (US-JIGS2)	DC (US-JIGS2)	DC (US-JIGS1)	NC (US-JIGS1)	SEA (US-JIGS2)	DC (US-JIGS2)
0 No	506	554	1247	540	67.6%	73.7%	83.1%	94.6%
1 Yes	154	136	77	31	20.6%	18.1%	5.1%	5.4%
-9 Missing	88	62	177	0	11.8%	8.2%	11.8%	0.0%
-8 Not applicable	0	0	0	0	0.0%	0.0%	0.0%	0.0%
-7 Don't know	0	0	0	0	0.0%	0.0%	0.0%	0.0%
-6 Refused	0	0	0	0	0.0%	0.0%	0.0%	0.0%
-5 Logical skip	0	0	0	0	0.0%	0.0%	0.0%	0.0%
Total	748	752	1501	571	100.0%	100.0%	100.0%	100.0%

[UA 1106 US2] Policy areas: Traffic/transportation (WA: Q11 6, DC: q12 6, US1: N/A)

	DC (US-JIGS1)	NC (US-JIGS1)	SEA (US-JIGS2)	DC (US-JIGS2)	DC (US-JIGS1)	NC (US-JIGS1)	SEA (US-JIGS2)	DC (US-JIGS2)
0 No	0	0	1229	532	0.0%	0.0%	81.9%	93.2%
1 Yes	0	0	95	39	0.0%	0.0%	6.3%	6.8%
-9 Missing	748	752	177	0	100.0%	100.0%	11.8%	0.0%
-8 Not applicable	0	0	0	0	0.0%	0.0%	0.0%	0.0%
-7 Don't know	0	0	0	0	0.0%	0.0%	0.0%	0.0%
-6 Refused	0	0	0	0	0.0%	0.0%	0.0%	0.0%
-5 Logical skip	0	0	0	0	0.0%	0.0%	0.0%	0.0%
Total	748	752	1501	571	100.0%	100.0%	100.0%	100.0%

[UA 1107 ALL] Policy areas: Communication/information (WA: Q11 7, DC: q12 7, US1: q10@10 b)

	DC (US-JIGS1)	NC (US-JIGS1)	SEA (US-JIGS2)	DC (US-JIGS2)	DC (US-JIGS1)	NC (US-JIGS1)	SEA (US-JIGS2)	DC (US-JIGS2)
0 No	432	485	1128	506	57.8%	64.5%	75.1%	88.6%
1 Yes	234	204	196	65	31.3%	27.1%	13.1%	11.4%
-9 Missing	82	63	177	0	11.0%	8.4%	11.8%	0.0%
-8 Not applicable	0	0	0	0	0.0%	0.0%	0.0%	0.0%
-7 Don't know	0	0	0	0	0.0%	0.0%	0.0%	0.0%
-6 Refused	0	0	0	0	0.0%	0.0%	0.0%	0.0%
-5 Logical skip	0	0	0	0	0.0%	0.0%	0.0%	0.0%
Total	748	752	1501	571	100.0%	100.0%	100.0%	100.0%

[UA 1108 US2] Policy areas: Science/technology (WA: Q11 8, DC: q12 8, US1: N/A)

	DC (US-JIGS1)	NC (US-JIGS1)	SEA (US-JIGS2)	DC (US-JIGS2)	DC (US-JIGS1)	NC (US-JIGS1)	SEA (US-JIGS2)	DC (US-JIGS2)
0 No	0	0	1191	508	0.0%	0.0%	79.3%	89.0%
1 Yes	0	0	133	63	0.0%	0.0%	8.9%	11.0%
-9 Missing	748	752	177	0	100.0%	100.0%	11.8%	0.0%
-8 Not applicable	0	0	0	0	0.0%	0.0%	0.0%	0.0%
-7 Don't know	0	0	0	0	0.0%	0.0%	0.0%	0.0%
-6 Refused	0	0	0	0	0.0%	0.0%	0.0%	0.0%
-5 Logical skip	0	0	0	0	0.0%	0.0%	0.0%	0.0%
Total	748	752	1501	571	100.0%	100.0%	100.0%	100.0%

[UA 1109 US2] Policy areas: Regional development (WA: Q11 9, DC: q12 9, US1: N/A)

	DC (US-JIGS1)	NC (US-JIGS1)	SEA (US-JIGS2)	DC (US-JIGS2)	DC (US-JIGS1)	NC (US-JIGS1)	SEA (US-JIGS2)	DC (US-JIGS2)
0 No	0	0	1188	529	0.0%	0.0%	79.1%	92.6%
1 Yes	0	0	136	42	0.0%	0.0%	9.1%	7.4%
-9 Missing	748	752	177	0	100.0%	100.0%	11.8%	0.0%
-8 Not applicable	0	0	0	0	0.0%	0.0%	0.0%	0.0%
-7 Don't know	0	0	0	0	0.0%	0.0%	0.0%	0.0%
-6 Refused	0	0	0	0	0.0%	0.0%	0.0%	0.0%
-5 Logical skip	0	0	0	0	0.0%	0.0%	0.0%	0.0%
Total	748	752	1501	571	100.0%	100.0%	100.0%	100.0%

[UA 1110 ALL] Policy areas: Foreign policy (WA: Q11 10, DC: q12 10, US1: q10@10 e)

	DC (US-JIGS1)	NC (US-JIGS1)	SEA (US-JIGS2)	DC (US-JIGS2)	DC (US-JIGS1)	NC (US-JIGS1)	SEA (US-JIGS2)	DC (US-JIGS2)
0 No	492	619	1284	532	65.8%	82.3%	85.5%	93.2%
1 Yes	170	57	40	39	22.7%	7.6%	2.7%	6.8%
-9 Missing	86	76	177	0	11.5%	10.1%	11.8%	0.0%
-8 Not applicable	0	0	0	0	0.0%	0.0%	0.0%	0.0%
-7 Don't know	0	0	0	0	0.0%	0.0%	0.0%	0.0%
-6 Refused	0	0	0	0	0.0%	0.0%	0.0%	0.0%
-5 Logical skip	0	0	0	0	0.0%	0.0%	0.0%	0.0%
Total	748	752	1501	571	100.0%	100.0%	100.0%	100.0%

[UA 1111 ALL] Policy areas: Peace/security policy (WA: Q11 11, DC: q12 11, US1: q10@10 o)

	DC (US-JIGS1)	NC (US-JIGS1)	SEA (US-JIGS2)	DC (US-JIGS2)	DC (US-JIGS1)	NC (US-JIGS1)	SEA (US-JIGS2)	DC (US-JIGS2)
0 No	556	633	1252	533	74.3%	84.2%	83.4%	93.3%
1 Yes	96	49	72	38	12.8%	6.5%	4.8%	6.7%
-9 Missing	96	70	177	0	12.8%	9.3%	11.8%	0.0%
-8 Not applicable	0	0	0	0	0.0%	0.0%	0.0%	0.0%
-7 Don't know	0	0	0	0	0.0%	0.0%	0.0%	0.0%
-6 Refused	0	0	0	0	0.0%	0.0%	0.0%	0.0%
-5 Logical skip	0	0	0	0	0.0%	0.0%	0.0%	0.0%
Total	748	752	1501	571	100.0%	100.0%	100.0%	100.0%

[UA 1112 ALL] Policy areas: Crime prevention (WA: Q11 12, DC: q12 12, US1: q10@10 d)

	DC (US-JIGS1)	NC (US-JIGS1)	SEA (US-JIGS2)	DC (US-JIGS2)	DC (US-JIGS1)	NC (US-JIGS1)	SEA (US-JIGS2)	DC (US-JIGS2)
0 No	519	538	1226	523	69.4%	71.5%	81.7%	91.6%
1 Yes	138	151	98	48	18.4%	20.1%	6.5%	8.4%
-9 Missing	91	63	177	0	12.2%	8.4%	11.8%	0.0%
-8 Not applicable	0	0	0	0	0.0%	0.0%	0.0%	0.0%
-7 Don't know	0	0	0	0	0.0%	0.0%	0.0%	0.0%
-6 Refused	0	0	0	0	0.0%	0.0%	0.0%	0.0%
-5 Logical skip	0	0	0	0	0.0%	0.0%	0.0%	0.0%
Total	748	752	1501	571	100.0%	100.0%	100.0%	100.0%

[UA 1113 ALL] Policy areas: Justice/human rights (WA: Q11 13, DC: q12 13, US1: q10@10 l)

	DC (US-JIGS1)	NC (US-JIGS1)	SEA (US-JIGS2)	DC (US-JIGS2)	DC (US-JIGS1)	NC (US-JIGS1)	SEA (US-JIGS2)	DC (US-JIGS2)
0 No	441	488	1073	468	59.0%	64.9%	71.5%	82.0%
1 Yes	233	210	251	103	31.1%	27.9%	16.7%	18.0%
-9 Missing	74	54	177	0	9.9%	7.2%	11.8%	0.0%
-8 Not applicable	0	0	0	0	0.0%	0.0%	0.0%	0.0%
-7 Don't know	0	0	0	0	0.0%	0.0%	0.0%	0.0%
-6 Refused	0	0	0	0	0.0%	0.0%	0.0%	0.0%
-5 Logical skip	0	0	0	0	0.0%	0.0%	0.0%	0.0%
Total	748	752	1501	571	100.0%	100.0%	100.0%	100.0%

[UA 1114 ALL] Policy areas: Education (WA: Q11 14, DC: q12 14, US1: q10@10 g)

	DC (US-JIGS1)	NC (US-JIGS1)	SEA (US-JIGS2)	DC (US-JIGS2)	DC (US-JIGS1)	NC (US-JIGS1)	SEA (US-JIGS2)	DC (US-JIGS2)
0 No	331	421	702	332	44.3%	56.0%	46.8%	58.1%
1 Yes	341	271	622	239	45.6%	36.0%	41.4%	41.9%
-9 Missing	76	60	177	0	10.2%	8.0%	11.8%	0.0%
-8 Not applicable	0	0	0	0	0.0%	0.0%	0.0%	0.0%
-7 Don't know	0	0	0	0	0.0%	0.0%	0.0%	0.0%
-6 Refused	0	0	0	0	0.0%	0.0%	0.0%	0.0%
-5 Logical skip	0	0	0	0	0.0%	0.0%	0.0%	0.0%
Total	748	752	1501	571	100.0%	100.0%	100.0%	100.0%

[UA 1115 US2] Policy areas: Gender (WA: Q11 15, DC: q12 15, US1: N/A)

	DC (US-JIGS1)	NC (US-JIGS1)	SEA (US-JIGS2)	DC (US-JIGS2)	DC (US-JIGS1)	NC (US-JIGS1)	SEA (US-JIGS2)	DC (US-JIGS2)
0 No	0	0	1237	535	0.0%	0.0%	82.4%	93.7%
1 Yes	0	0	87	36	0.0%	0.0%	5.8%	6.3%
-9 Missing	748	752	177	0	100.0%	100.0%	11.8%	0.0%
-8 Not applicable	0	0	0	0	0.0%	0.0%	0.0%	0.0%
-7 Don't know	0	0	0	0	0.0%	0.0%	0.0%	0.0%
-6 Refused	0	0	0	0	0.0%	0.0%	0.0%	0.0%
-5 Logical skip	0	0	0	0	0.0%	0.0%	0.0%	0.0%
Total	748	752	1501	571	100.0%	100.0%	100.0%	100.0%

[UA 1116 US2] Policy areas: Local politics (WA: Q11 16, DC: q12 16, US1: N/A)

	DC (US-JIGS1)	NC (US-JIGS1)	SEA (US-JIGS2)	DC (US-JIGS2)	DC (US-JIGS1)	NC (US-JIGS1)	SEA (US-JIGS2)	DC (US-JIGS2)
0 No	0	0	1192	522	0.0%	0.0%	79.4%	91.4%
1 Yes	0	0	132	49	0.0%	0.0%	8.8%	8.6%
-9 Missing	748	752	177	0	100.0%	100.0%	11.8%	0.0%
-8 Not applicable	0	0	0	0	0.0%	0.0%	0.0%	0.0%
-7 Don't know	0	0	0	0	0.0%	0.0%	0.0%	0.0%
-6 Refused	0	0	0	0	0.0%	0.0%	0.0%	0.0%
-5 Logical skip	0	0	0	0	0.0%	0.0%	0.0%	0.0%
Total	748	752	1501	571	100.0%	100.0%	100.0%	100.0%

[UA 1117 ALL] Policy areas: Labor (WA: Q11 17, DC: q12 17, US1: q10@10 n)

	DC (US-JIGS1)	NC (US-JIGS1)	SEA (US-JIGS2)	DC (US-JIGS2)	DC (US-JIGS1)	NC (US-JIGS1)	SEA (US-JIGS2)	DC (US-JIGS2)
0 No	490	562	1260	536	65.5%	74.7%	83.9%	93.9%
1 Yes	171	123	64	35	22.9%	16.4%	4.3%	6.1%
-9 Missing	87	67	177	0	11.6%	8.9%	11.8%	0.0%
-8 Not applicable	0	0	0	0	0.0%	0.0%	0.0%	0.0%
-7 Don't know	0	0	0	0	0.0%	0.0%	0.0%	0.0%
-6 Refused	0	0	0	0	0.0%	0.0%	0.0%	0.0%
-5 Logical skip	0	0	0	0	0.0%	0.0%	0.0%	0.0%
Total	748	752	1501	571	100.0%	100.0%	100.0%	100.0%

[UA 1118 ALL] Policy areas: Agriculture/Fishing (WA: Q11 18, DC: q12 18, US1: q10@10 a)

	DC (US-JIGS1)	NC (US-JIGS1)	SEA (US-JIGS2)	DC (US-JIGS2)	DC (US-JIGS1)	NC (US-JIGS1)	SEA (US-JIGS2)	DC (US-JIGS2)
0 No	541	618	1270	548	72.3%	82.2%	84.6%	96.0%
1 Yes	120	71	54	23	16.0%	9.4%	3.6%	4.0%
-9 Missing	87	63	177	0	11.6%	8.4%	11.8%	0.0%
-8 Not applicable	0	0	0	0	0.0%	0.0%	0.0%	0.0%
-7 Don't know	0	0	0	0	0.0%	0.0%	0.0%	0.0%
-6 Refused	0	0	0	0	0.0%	0.0%	0.0%	0.0%
-5 Logical skip	0	0	0	0	0.0%	0.0%	0.0%	0.0%
Total	748	752	1501	571	100.0%	100.0%	100.0%	100.0%

[UA 1119 ALL] Policy areas: Consumer rights/advocacy (WA: Q11 19, DC: q12 19, US1: q10@10 c)

	DC (US-JIGS1)	NC (US-JIGS1)	SEA (US-JIGS2)	DC (US-JIGS2)	DC (US-JIGS1)	NC (US-JIGS1)	SEA (US-JIGS2)	DC (US-JIGS2)
0 No	474	535	1237	526	63.4%	71.1%	82.4%	92.1%
1 Yes	196	150	87	45	26.2%	19.9%	5.8%	7.9%
-9 Missing	78	67	177	0	10.4%	8.9%	11.8%	0.0%
-8 Not applicable	0	0	0	0	0.0%	0.0%	0.0%	0.0%
-7 Don't know	0	0	0	0	0.0%	0.0%	0.0%	0.0%
-6 Refused	0	0	0	0	0.0%	0.0%	0.0%	0.0%
-5 Logical skip	0	0	0	0	0.0%	0.0%	0.0%	0.0%
Total	748	752	1501	571	100.0%	100.0%	100.0%	100.0%

[UA 1120 ALL] Policy areas: Environment (WA: Q11 20, DC: q12 20, US1: q10@10 h)

	DC (US-JIGS1)	NC (US-JIGS1)	SEA (US-JIGS2)	DC (US-JIGS2)	DC (US-JIGS1)	NC (US-JIGS1)	SEA (US-JIGS2)	DC (US-JIGS2)
0 No	428	525	1076	488	57.2%	69.8%	71.7%	85.5%
1 Yes	236	160	248	83	31.6%	21.3%	16.5%	14.5%
-9 Missing	84	67	177	0	11.2%	8.9%	11.8%	0.0%
-8 Not applicable	0	0	0	0	0.0%	0.0%	0.0%	0.0%
-7 Don't know	0	0	0	0	0.0%	0.0%	0.0%	0.0%
-6 Refused	0	0	0	0	0.0%	0.0%	0.0%	0.0%
-5 Logical skip	0	0	0	0	0.0%	0.0%	0.0%	0.0%
Total	748	752	1501	571	100.0%	100.0%	100.0%	100.0%

[UA 11 21to22 ALL] Policy areas: Health/welfare/medical (WA + 2 DC) (WA: Q11 21, DC: N/A, US1: N/A)

	DC (US-JIGS1)	NC (US-JIGS1)	SEA (US-JIGS2)	DC (US-JIGS2)	DC (US-JIGS1)	NC (US-JIGS1)	SEA (US-JIGS2)	DC (US-JIGS2)
0 No	385	369	922	329	51.5%	49.1%	61.4%	57.6%
1 Yes	294	338	402	242	39.3%	44.9%	26.8%	42.4%
-9 Missing	69	45	177	0	9.2%	6.0%	11.8%	0.0%
-8 Not applicable	0	0	0	0	0.0%	0.0%	0.0%	0.0%
-7 Don't know	0	0	0	0	0.0%	0.0%	0.0%	0.0%
-6 Refused	0	0	0	0	0.0%	0.0%	0.0%	0.0%
-5 Logical skip	0	0	0	0	0.0%	0.0%	0.0%	0.0%
Total	748	752	1501	571	100.0%	100.0%	100.0%	100.0%

[UA 1121 DC US1] Health/welfare/medical (WA) - Policy areas: Health/medicine (DC) (WA: N/A, DC: q12 21, US1: q10@10 j)

	DC (US-JIGS1)	NC (US-JIGS1)	SEA (US-JIGS2)	DC (US-JIGS2)	DC (US-JIGS1)	NC (US-JIGS1)	SEA (US-JIGS2)	DC (US-JIGS2)
0 No	419	417	0	424	56.0%	55.5%	0.0%	74.3%
1 Yes	255	285	0	147	34.1%	37.9%	0.0%	25.7%
-9 Missing	74	50	1501	0	9.9%	6.6%	100.0%	0.0%
-8 Not applicable	0	0	0	0	0.0%	0.0%	0.0%	0.0%
-7 Don't know	0	0	0	0	0.0%	0.0%	0.0%	0.0%
-6 Refused	0	0	0	0	0.0%	0.0%	0.0%	0.0%
-5 Logical skip	0	0	0	0	0.0%	0.0%	0.0%	0.0%
Total	748	752	1501	571	100.0%	100.0%	100.0%	100.0%

[UA 1122 DC US1] Health/welfare/medical (WA) - Policy areas: Social welfare (DC) (WA: N/A, DC: q12 22, US1: q10@10 r)

	DC (US-JIGS1)	NC (US-JIGS1)	SEA (US-JIGS2)	DC (US-JIGS2)	DC (US-JIGS1)	NC (US-JIGS1)	SEA (US-JIGS2)	DC (US-JIGS2)
0 No	488	486	0	409	65.2%	64.6%	0.0%	71.6%
1 Yes	174	202	0	162	23.3%	26.9%	0.0%	28.4%
-9 Missing	86	64	1501	0	11.5%	8.5%	100.0%	0.0%
-8 Not applicable	0	0	0	0	0.0%	0.0%	0.0%	0.0%
-7 Don't know	0	0	0	0	0.0%	0.0%	0.0%	0.0%
-6 Refused	0	0	0	0	0.0%	0.0%	0.0%	0.0%
-5 Logical skip	0	0	0	0	0.0%	0.0%	0.0%	0.0%
Total	748	752	1501	571	100.0%	100.0%	100.0%	100.0%

[UA 1123 US2] Policy areas: International exchange/aid (WA: Q11 22, DC: q12 23, US1: N/A)

	DC (US-JIGS1)	NC (US-JIGS1)	SEA (US-JIGS2)	DC (US-JIGS2)	DC (US-JIGS1)	NC (US-JIGS1)	SEA (US-JIGS2)	DC (US-JIGS2)
0 No	0	0	1234	522	0.0%	0.0%	82.2%	91.4%
1 Yes	0	0	90	49	0.0%	0.0%	6.0%	8.6%
-9 Missing	748	752	177	0	100.0%	100.0%	11.8%	0.0%
-8 Not applicable	0	0	0	0	0.0%	0.0%	0.0%	0.0%
-7 Don't know	0	0	0	0	0.0%	0.0%	0.0%	0.0%
-6 Refused	0	0	0	0	0.0%	0.0%	0.0%	0.0%
-5 Logical skip	0	0	0	0	0.0%	0.0%	0.0%	0.0%
Total	748	752	1501	571	100.0%	100.0%	100.0%	100.0%

[UA 11 24to26 ALL] Art/scholarship/sports (WA + 3 DC) (WA: Q11 23, DC: N/A, US1: N/A)

	DC (US-JIGS1)	NC (US-JIGS1)	SEA (US-JIGS2)	DC (US-JIGS2)	DC (US-JIGS1)	NC (US-JIGS1)	SEA (US-JIGS2)	DC (US-JIGS2)
0 No	0	0	966	430	0.0%	0.0%	64.4%	75.3%
1 Yes	0	0	358	141	0.0%	0.0%	23.9%	24.7%
-9 Missing	748	752	177	0	100.0%	100.0%	11.8%	0.0%
-8 Not applicable	0	0	0	0	0.0%	0.0%	0.0%	0.0%
-7 Don't know	0	0	0	0	0.0%	0.0%	0.0%	0.0%
-6 Refused	0	0	0	0	0.0%	0.0%	0.0%	0.0%
-5 Logical skip	0	0	0	0	0.0%	0.0%	0.0%	0.0%
Total	748	752	1501	571	100.0%	100.0%	100.0%	100.0%

[UA 1124 DC] Art/scholarship/sports (WA) - Policy areas: Arts and culture (DC) (WA: N/A, DC: q12 24, US1: N/A)

	DC (US-JIGS1)	NC (US-JIGS1)	SEA (US-JIGS2)	DC (US-JIGS2)	DC (US-JIGS1)	NC (US-JIGS1)	SEA (US-JIGS2)	DC (US-JIGS2)
0 No	0	0	0	485	0.0%	0.0%	0.0%	84.9%
1 Yes	0	0	0	86	0.0%	0.0%	0.0%	15.1%
-9 Missing	748	752	1501	0	100.0%	100.0%	100.0%	0.0%
-8 Not applicable	0	0	0	0	0.0%	0.0%	0.0%	0.0%
-7 Don't know	0	0	0	0	0.0%	0.0%	0.0%	0.0%
-6 Refused	0	0	0	0	0.0%	0.0%	0.0%	0.0%
-5 Logical skip	0	0	0	0	0.0%	0.0%	0.0%	0.0%
Total	748	752	1501	571	100.0%	100.0%	100.0%	100.0%

[UA 1125 DC] Art/scholarship/sports (WA) - Policy areas: Scholarly inquiry (DC) (WA: N/A, DC: q12 25, US1: N/A)

	DC (US-JIGS1)	NC (US-JIGS1)	SEA (US-JIGS2)	DC (US-JIGS2)	DC (US-JIGS1)	NC (US-JIGS1)	SEA (US-JIGS2)	DC (US-JIGS2)
0 No	0	0	0	533	0.0%	0.0%	0.0%	93.3%
1 Yes	0	0	0	38	0.0%	0.0%	0.0%	6.7%
-9 Missing	748	752	1501	0	100.0%	100.0%	100.0%	0.0%
-8 Not applicable	0	0	0	0	0.0%	0.0%	0.0%	0.0%
-7 Don't know	0	0	0	0	0.0%	0.0%	0.0%	0.0%
-6 Refused	0	0	0	0	0.0%	0.0%	0.0%	0.0%
-5 Logical skip	0	0	0	0	0.0%	0.0%	0.0%	0.0%
Total	748	752	1501	571	100.0%	100.0%	100.0%	100.0%

[UA 1126 DC] Art/scholarship/sports (WA) - Policy areas: Sports and recreation (DC) (WA: N/A, DC: q12 26, US1: N/A)

	DC (US-JIGS1)	NC (US-JIGS1)	SEA (US-JIGS2)	DC (US-JIGS2)	DC (US-JIGS1)	NC (US-JIGS1)	SEA (US-JIGS2)	DC (US-JIGS2)
0 No	0	0	0	528	0.0%	0.0%	0.0%	92.5%
1 Yes	0	0	0	43	0.0%	0.0%	0.0%	7.5%
-9 Missing	748	752	1501	0	100.0%	100.0%	100.0%	0.0%
-8 Not applicable	0	0	0	0	0.0%	0.0%	0.0%	0.0%
-7 Don't know	0	0	0	0	0.0%	0.0%	0.0%	0.0%
-6 Refused	0	0	0	0	0.0%	0.0%	0.0%	0.0%
-5 Logical skip	0	0	0	0	0.0%	0.0%	0.0%	0.0%
Total	748	752	1501	571	100.0%	100.0%	100.0%	100.0%

[UA 1127 US2] Policy areas: Organization building (WA: Q11 24, DC: q12 27, US1: N/A)

	DC (US-JIGS1)	NC (US-JIGS1)	SEA (US-JIGS2)	DC (US-JIGS2)	DC (US-JIGS1)	NC (US-JIGS1)	SEA (US-JIGS2)	DC (US-JIGS2)
0 No	0	0	1147	523	0.0%	0.0%	76.4%	91.6%
1 Yes	0	0	177	48	0.0%	0.0%	11.8%	8.4%
-9 Missing	748	752	177	0	100.0%	100.0%	11.8%	0.0%
-8 Not applicable	0	0	0	0	0.0%	0.0%	0.0%	0.0%
-7 Don't know	0	0	0	0	0.0%	0.0%	0.0%	0.0%
-6 Refused	0	0	0	0	0.0%	0.0%	0.0%	0.0%
-5 Logical skip	0	0	0	0	0.0%	0.0%	0.0%	0.0%
Total	748	752	1501	571	100.0%	100.0%	100.0%	100.0%

[UA 1128 US2] Policy areas: Religion (WA: Q11 25, DC: q12 28, US1: N/A)

	DC (US-JIGS1)	NC (US-JIGS1)	SEA (US-JIGS2)	DC (US-JIGS2)	DC (US-JIGS1)	NC (US-JIGS1)	SEA (US-JIGS2)	DC (US-JIGS2)
0 No	0	0	1220	550	0.0%	0.0%	81.3%	96.3%
1 Yes	0	0	104	21	0.0%	0.0%	6.9%	3.7%
-9 Missing	748	752	177	0	100.0%	100.0%	11.8%	0.0%
-8 Not applicable	0	0	0	0	0.0%	0.0%	0.0%	0.0%
-7 Don't know	0	0	0	0	0.0%	0.0%	0.0%	0.0%
-6 Refused	0	0	0	0	0.0%	0.0%	0.0%	0.0%
-5 Logical skip	0	0	0	0	0.0%	0.0%	0.0%	0.0%
Total	748	752	1501	571	100.0%	100.0%	100.0%	100.0%

[UA 1129 US2] Policy areas: Minority issues/anti-discrimination (WA: Q11 26, DC: q12 29, US1: N/A)

	DC (US-JIGS1)	NC (US-JIGS1)	SEA (US-JIGS2)	DC (US-JIGS2)	DC (US-JIGS1)	NC (US-JIGS1)	SEA (US-JIGS2)	DC (US-JIGS2)
0 No	0	0	1140	508	0.0%	0.0%	75.9%	89.0%
1 Yes	0	0	184	63	0.0%	0.0%	12.3%	11.0%
-9 Missing	748	752	177	0	100.0%	100.0%	11.8%	0.0%
-8 Not applicable	0	0	0	0	0.0%	0.0%	0.0%	0.0%
-7 Don't know	0	0	0	0	0.0%	0.0%	0.0%	0.0%
-6 Refused	0	0	0	0	0.0%	0.0%	0.0%	0.0%
-5 Logical skip	0	0	0	0	0.0%	0.0%	0.0%	0.0%
Total	748	752	1501	571	100.0%	100.0%	100.0%	100.0%

[UA 1130 US1] Does it influence Economic/development policies (WA: N/A, DC: N/A, US1: q10@10 f)

	DC (US-JIGS1)	NC (US-JIGS1)	SEA (US-JIGS2)	DC (US-JIGS2)	DC (US-JIGS1)	NC (US-JIGS1)	SEA (US-JIGS2)	DC (US-JIGS2)
0 No	434	502	0	0	58.0%	66.8%	0.0%	0.0%
1 Yes	235	188	0	0	31.4%	25.0%	0.0%	0.0%
-9 Missing	79	62	1501	571	10.6%	8.2%	100.0%	100.0%
-8 Not applicable	0	0	0	0	0.0%	0.0%	0.0%	0.0%
-7 Don't know	0	0	0	0	0.0%	0.0%	0.0%	0.0%
-6 Refused	0	0	0	0	0.0%	0.0%	0.0%	0.0%
-5 Logical skip	0	0	0	0	0.0%	0.0%	0.0%	0.0%
Total	748	752	1501	571	100.0%	100.0%	100.0%	100.0%

[UA 1131 US1] Does it influence Housing policies (WA: N/A, DC: N/A, US1: q10@10 k)

	DC (US-JIGS1)	NC (US-JIGS1)	SEA (US-JIGS2)	DC (US-JIGS2)	DC (US-JIGS1)	NC (US-JIGS1)	SEA (US-JIGS2)	DC (US-JIGS2)
0 No	495	499	0	0	66.2%	66.4%	0.0%	0.0%
1 Yes	168	195	0	0	22.5%	25.9%	0.0%	0.0%
-9 Missing	85	58	1501	571	11.4%	7.7%	100.0%	100.0%
-8 Not applicable	0	0	0	0	0.0%	0.0%	0.0%	0.0%
-7 Don't know	0	0	0	0	0.0%	0.0%	0.0%	0.0%
-6 Refused	0	0	0	0	0.0%	0.0%	0.0%	0.0%
-5 Logical skip	0	0	0	0	0.0%	0.0%	0.0%	0.0%
Total	748	752	1501	571	100.0%	100.0%	100.0%	100.0%

[UA 1132 ALL] Policy areas: Other (WA: Q11 27, DC: q12 30, US1: q10@10 s)

	DC (US-JIGS1)	NC (US-JIGS1)	SEA (US-JIGS2)	DC (US-JIGS2)	DC (US-JIGS1)	NC (US-JIGS1)	SEA (US-JIGS2)	DC (US-JIGS2)
0 No	247	305	1025	457	33.0%	40.6%	68.3%	80.0%
1 Yes	82	53	299	114	11.0%	7.0%	19.9%	20.0%
-9 Missing	419	394	177	0	56.0%	52.4%	11.8%	0.0%
-8 Not applicable	0	0	0	0	0.0%	0.0%	0.0%	0.0%
-7 Don't know	0	0	0	0	0.0%	0.0%	0.0%	0.0%
-6 Refused	0	0	0	0	0.0%	0.0%	0.0%	0.0%
-5 Logical skip	0	0	0	0	0.0%	0.0%	0.0%	0.0%
Total	748	752	1501	571	100.0%	100.0%	100.0%	100.0%

[UA_11A_US2] Most important policy area (WA: Q11a, DC: q12a, US1: N/A)

	DC (US-JIGS1)	NC (US-JIGS1)	SEA (US-JIGS2)	DC (US-JIGS2)	DC (US-JIGS1)	NC (US-JIGS1)	SEA (US-JIGS2)	DC (US-JIGS2)
1 Fiscal policy	0	0	6	13	0.0%	0.0%	0.4%	2.3%
2 Financial policy	0	0	8	6	0.0%	0.0%	0.5%	1.1%
3 Trade policy	0	0	3	1	0.0%	0.0%	0.2%	0.2%
4 Industry promotion	0	0	10	3	0.0%	0.0%	0.7%	0.5%
5 Construction/public works	0	0	6	1	0.0%	0.0%	0.4%	0.2%
6 Traffic/transportation	0	0	14	6	0.0%	0.0%	0.9%	1.1%
7 Communication/information	0	0	27	6	0.0%	0.0%	1.8%	1.1%
8 Science/technology	0	0	24	15	0.0%	0.0%	1.6%	2.6%
9 Regional development	0	0	9	3	0.0%	0.0%	0.6%	0.5%
10 Foreign policy	0	0	2	9	0.0%	0.0%	0.1%	1.6%
11 Peace/security policy	0	0	4	3	0.0%	0.0%	0.3%	0.5%
12 Crime prevention	0	0	7	2	0.0%	0.0%	0.5%	0.4%
13 Justice/human rights	0	0	42	16	0.0%	0.0%	2.8%	2.8%
14 Education	0	0	207	105	0.0%	0.0%	13.8%	18.4%
15 Gender	0	0	5	6	0.0%	0.0%	0.3%	1.1%
16 Local politics	0	0	7	7	0.0%	0.0%	0.5%	1.2%
17 Labor	0	0	6	4	0.0%	0.0%	0.4%	0.7%
18 Agriculture/Fishing	0	0	13	2	0.0%	0.0%	0.9%	0.4%
19 Consumer rights/advocacy	0	0	4	4	0.0%	0.0%	0.3%	0.7%
20 Environment	0	0	47	25	0.0%	0.0%	3.1%	4.4%
21 Health/welfare/medical (WA) - 21. Health/medicine, 22. Social welfare (DC)	0	0	167	107	0.0%	0.0%	11.1%	18.7%
22 International exchange/aid	0	0	19	12	0.0%	0.0%	1.3%	2.1%
23 Art/scholarship/sports (WA) - 24. Arts and culture, 25. Scholarly inquiry, 26. Sports and recreation (DC)	0	0	154	65	0.0%	0.0%	10.3%	11.4%
24 Organization building	0	0	16	9	0.0%	0.0%	1.1%	1.6%
25 Religion	0	0	42	6	0.0%	0.0%	2.8%	1.1%
26 Minority issues/anti-discrimination	0	0	16	8	0.0%	0.0%	1.1%	1.4%
27 Other	0	0	224	90	0.0%	0.0%	14.9%	15.8%
-9 Missing	748	752	412	37	100.0%	100.0%	27.4%	6.5%
-8 Not applicable	0	0	0	0	0.0%	0.0%	0.0%	0.0%
-7 Don't know	0	0	0	0	0.0%	0.0%	0.0%	0.0%
-6 Refused	0	0	0	0	0.0%	0.0%	0.0%	0.0%
-5 Logical skip	0	0	0	0	0.0%	0.0%	0.0%	0.0%
Total	748	752	1501	571	100.0%	100.0%	100.0%	100.0%

UA12	US-WA-JIGS2	Q12. Are there any requirements for becoming a member of your organization, or can anyone join?
	US-DC-JIGS2	Q09. Are there any requirements for becoming a member of your organization, or can anyone join?
	US-JIGS1	-

[UA 12 US2] Requirements for becoming a member? (WA: Q12, DC: q09, US1: N/A)

	DC (US-JIGS1)	NC (US-JIGS1)	SEA (US-JIGS2)	DC (US-JIGS2)	DC (US-JIGS1)	NC (US-JIGS1)	SEA (US-JIGS2)	DC (US-JIGS2)
0 No	0	0	726	143	0.0%	0.0%	48.4%	25.0%
1 Yes	0	0	594	186	0.0%	0.0%	39.6%	32.6%
-9 Missing	748	752	181	6	100.0%	100.0%	12.1%	1.1%
-8 Not applicable	0	0	0	236	0.0%	0.0%	0.0%	41.3%
-7 Don't know	0	0	0	0	0.0%	0.0%	0.0%	0.0%
-6 Refused	0	0	0	0	0.0%	0.0%	0.0%	0.0%
-5 Logical skip	0	0	0	0	0.0%	0.0%	0.0%	0.0%
Total	748	752	1501	571	100.0%	100.0%	100.0%	100.0%

[UA 1201 US2] Requirements: Practice certain religion (WA: Q12a 1, DC: q09a 1, US1: N/A)

	DC (US-JIGS1)	NC (US-JIGS1)	SEA (US-JIGS2)	DC (US-JIGS2)	DC (US-JIGS1)	NC (US-JIGS1)	SEA (US-JIGS2)	DC (US-JIGS2)
0 No	0	0	556	180	0.0%	0.0%	37.0%	31.5%
1 Yes	0	0	27	6	0.0%	0.0%	1.8%	1.1%
-9 Missing	748	752	193	0	100.0%	100.0%	12.9%	0.0%
-8 Not applicable	0	0	0	385	0.0%	0.0%	0.0%	67.4%
-7 Don't know	0	0	0	0	0.0%	0.0%	0.0%	0.0%
-6 Refused	0	0	0	0	0.0%	0.0%	0.0%	0.0%
-5 Logical skip	0	0	725	0	0.0%	0.0%	48.3%	0.0%
Total	748	752	1501	571	100.0%	100.0%	100.0%	100.0%

[UA 1202 US2] Requirements: Work in a certain industry (WA: Q12a 2, DC: q09a 2, US1: N/A)

	DC (US-JIGS1)	NC (US-JIGS1)	SEA (US-JIGS2)	DC (US-JIGS2)	DC (US-JIGS1)	NC (US-JIGS1)	SEA (US-JIGS2)	DC (US-JIGS2)
0 No	0	0	522	156	0.0%	0.0%	34.8%	27.3%
1 Yes	0	0	61	30	0.0%	0.0%	4.1%	5.3%
-9 Missing	748	752	193	0	100.0%	100.0%	12.9%	0.0%
-8 Not applicable	0	0	0	385	0.0%	0.0%	0.0%	67.4%
-7 Don't know	0	0	0	0	0.0%	0.0%	0.0%	0.0%
-6 Refused	0	0	0	0	0.0%	0.0%	0.0%	0.0%
-5 Logical skip	0	0	725	0	0.0%	0.0%	48.3%	0.0%
Total	748	752	1501	571	100.0%	100.0%	100.0%	100.0%

[UA 1203 US2] Requirements: Certain occupation (WA: Q12a 3, DC: q09a 3, US1: N/A)

	DC (US-JIGS1)	NC (US-JIGS1)	SEA (US-JIGS2)	DC (US-JIGS2)	DC (US-JIGS1)	NC (US-JIGS1)	SEA (US-JIGS2)	DC (US-JIGS2)
0 No	0	0	535	161	0.0%	0.0%	35.6%	28.2%
1 Yes	0	0	48	25	0.0%	0.0%	3.2%	4.4%
-9 Missing	748	752	193	0	100.0%	100.0%	12.9%	0.0%
-8 Not applicable	0	0	0	385	0.0%	0.0%	0.0%	67.4%
-7 Don't know	0	0	0	0	0.0%	0.0%	0.0%	0.0%
-6 Refused	0	0	0	0	0.0%	0.0%	0.0%	0.0%
-5 Logical skip	0	0	725	0	0.0%	0.0%	48.3%	0.0%
Total	748	752	1501	571	100.0%	100.0%	100.0%	100.0%

[UA 1204 US2] Requirements: Certain positions/posts (WA: Q12a 4, DC: q09a 4, US1: N/A)

	DC (US-JIGS1)	NC (US-JIGS1)	SEA (US-JIGS2)	DC (US-JIGS2)	DC (US-JIGS1)	NC (US-JIGS1)	SEA (US-JIGS2)	DC (US-JIGS2)
0 No	0	0	552	171	0.0%	0.0%	36.8%	29.9%
1 Yes	0	0	31	15	0.0%	0.0%	2.1%	2.6%
-9 Missing	748	752	193	0	100.0%	100.0%	12.9%	0.0%
-8 Not applicable	0	0	0	385	0.0%	0.0%	0.0%	67.4%
-7 Don't know	0	0	0	0	0.0%	0.0%	0.0%	0.0%
-6 Refused	0	0	0	0	0.0%	0.0%	0.0%	0.0%
-5 Logical skip	0	0	725	0	0.0%	0.0%	48.3%	0.0%
Total	748	752	1501	571	100.0%	100.0%	100.0%	100.0%

[UA 1205 US2] Requirements: Certain licenses (WA: Q12a 5, DC: q09a 5, US1: N/A)

	DC (US-JIGS1)	NC (US-JIGS1)	SEA (US-JIGS2)	DC (US-JIGS2)	DC (US-JIGS1)	NC (US-JIGS1)	SEA (US-JIGS2)	DC (US-JIGS2)
0 No	0	0	535	175	0.0%	0.0%	35.6%	30.6%
1 Yes	0	0	48	11	0.0%	0.0%	3.2%	1.9%
-9 Missing	748	752	193	0	100.0%	100.0%	12.9%	0.0%
-8 Not applicable	0	0	0	385	0.0%	0.0%	0.0%	67.4%
-7 Don't know	0	0	0	0	0.0%	0.0%	0.0%	0.0%
-6 Refused	0	0	0	0	0.0%	0.0%	0.0%	0.0%
-5 Logical skip	0	0	725	0	0.0%	0.0%	48.3%	0.0%
Total	748	752	1501	571	100.0%	100.0%	100.0%	100.0%

[UA 1206 US2] Requirements: Certain nationality (WA: Q12a 6, DC: q09a 6, US1: N/A)

	DC (US-JIGS1)	NC (US-JIGS1)	SEA (US-JIGS2)	DC (US-JIGS2)	DC (US-JIGS1)	NC (US-JIGS1)	SEA (US-JIGS2)	DC (US-JIGS2)
0 No	0	0	580	184	0.0%	0.0%	38.6%	32.2%
1 Yes	0	0	3	2	0.0%	0.0%	0.2%	0.4%
-9 Missing	748	752	193	0	100.0%	100.0%	12.9%	0.0%
-8 Not applicable	0	0	0	385	0.0%	0.0%	0.0%	67.4%
-7 Don't know	0	0	0	0	0.0%	0.0%	0.0%	0.0%
-6 Refused	0	0	0	0	0.0%	0.0%	0.0%	0.0%
-5 Logical skip	0	0	725	0	0.0%	0.0%	48.3%	0.0%
Total	748	752	1501	571	100.0%	100.0%	100.0%	100.0%

[UA 1207 US2] Requirements: Other (WA: Q12a 7, DC: q09a 7, US1: N/A)

	DC (US-JIGS1)	NC (US-JIGS1)	SEA (US-JIGS2)	DC (US-JIGS2)	DC (US-JIGS1)	NC (US-JIGS1)	SEA (US-JIGS2)	DC (US-JIGS2)
0 No	0	0	138	53	0.0%	0.0%	9.2%	9.3%
1 Yes	0	0	445	133	0.0%	0.0%	29.6%	23.3%
-9 Missing	748	752	194	0	100.0%	100.0%	12.9%	0.0%
-8 Not applicable	0	0	0	385	0.0%	0.0%	0.0%	67.4%
-7 Don't know	0	0	0	0	0.0%	0.0%	0.0%	0.0%
-6 Refused	0	0	0	0	0.0%	0.0%	0.0%	0.0%
-5 Logical skip	0	0	724	0	0.0%	0.0%	48.2%	0.0%
Total	748	752	1501	571	100.0%	100.0%	100.0%	100.0%

UA13	US-WA-JIGS2	Q13. Is your organization a religious congregation (church, synagogue, temple, mosque) or some other type of religious organization?
	US-DC-JIGS2	Q10. Is your organization a religious congregation (church, synagogue, temple, mosque) or some other type of religious organization?
	US-JIGS1	-

[UA_13_US2] Org. religious congregation or other religious org? (WA: Q13, DC: q10, US1: N/A)

	DC (US-JIGS1)	NC (US-JIGS1)	SEA (US-JIGS2)	DC (US-JIGS2)	DC (US-JIGS1)	NC (US-JIGS1)	SEA (US-JIGS2)	DC (US-JIGS2)
0 No	0	0	1232	525	0.0%	0.0%	82.1%	91.9%
1 Yes, religious	0	0	24	9	0.0%	0.0%	1.6%	1.6%
2 Yes, other type	0	0	74	23	0.0%	0.0%	4.9%	4.0%
-9 Missing	748	752	171	14	100.0%	100.0%	11.4%	2.5%
-8 Not applicable	0	0	0	0	0.0%	0.0%	0.0%	0.0%
-7 Don't know	0	0	0	0	0.0%	0.0%	0.0%	0.0%
-6 Refused	0	0	0	0	0.0%	0.0%	0.0%	0.0%
-5 Logical skip	0	0	0	0	0.0%	0.0%	0.0%	0.0%
Total	748	752	1501	571	100.0%	100.0%	100.0%	100.0%

[UA_1301_US2] Is organization affiliated with religious group? (WA: Q13b, DC: q10a, US1: N/A)

	DC (US-JIGS1)	NC (US-JIGS1)	SEA (US-JIGS2)	DC (US-JIGS2)	DC (US-JIGS1)	NC (US-JIGS1)	SEA (US-JIGS2)	DC (US-JIGS2)
0 No	0	0	68	15	0.0%	0.0%	4.5%	2.6%
1 Yes	0	0	57	17	0.0%	0.0%	3.8%	3.0%
-9 Missing	748	752	172	0	100.0%	100.0%	11.5%	0.0%
-8 Not applicable	0	0	0	539	0.0%	0.0%	0.0%	94.4%
-7 Don't know	0	0	0	0	0.0%	0.0%	0.0%	0.0%
-6 Refused	0	0	0	0	0.0%	0.0%	0.0%	0.0%
-5 Logical skip	0	0	1204	0	0.0%	0.0%	80.2%	0.0%
Total	748	752	1501	571	100.0%	100.0%	100.0%	100.0%

UA14	US-WA-JIGS2	Q15. Does your organization have members?
	US-DC-JIGS2	Q08. Does your organization have members?
	US-JIGS1	-

[UA_14_US2] Does your organization have members? (WA: Q15, DC: q08, US1: N/A)

	DC (US-JIGS1)	NC (US-JIGS1)	SEA (US-JIGS2)	DC (US-JIGS2)	DC (US-JIGS1)	NC (US-JIGS1)	SEA (US-JIGS2)	DC (US-JIGS2)
0 No	0	0	518	233	0.0%	0.0%	34.5%	40.8%
1 Yes	0	0	794	335	0.0%	0.0%	52.9%	58.7%
-9 Missing	748	752	189	3	100.0%	100.0%	12.6%	0.5%
-8 Not applicable	0	0	0	0	0.0%	0.0%	0.0%	0.0%
-7 Don't know	0	0	0	0	0.0%	0.0%	0.0%	0.0%
-6 Refused	0	0	0	0	0.0%	0.0%	0.0%	0.0%
-5 Logical skip	0	0	0	0	0.0%	0.0%	0.0%	0.0%
Total	748	752	1501	571	100.0%	100.0%	100.0%	100.0%

[UA_1401_US2] How often members get involved in decisions making? (WA: Q15a_1, DC: q08a_a, US1: N/A)

	DC (US-JIGS1)	NC (US-JIGS1)	SEA (US-JIGS2)	DC (US-JIGS2)	DC (US-JIGS1)	NC (US-JIGS1)	SEA (US-JIGS2)	DC (US-JIGS2)
1 Never	0	0	60	22	0.0%	0.0%	4.0%	3.9%
2 Seldom	0	0	158	54	0.0%	0.0%	10.5%	9.5%
3 Sometimes	0	0	236	99	0.0%	0.0%	15.7%	17.3%
4 Often	0	0	204	75	0.0%	0.0%	13.6%	13.1%
5 Very often	0	0	134	78	0.0%	0.0%	8.9%	13.7%
-9 Missing	748	752	194	7	100.0%	100.0%	12.9%	1.2%
-8 Not applicable	0	0	0	236	0.0%	0.0%	0.0%	41.3%
-7 Don't know	0	0	0	0	0.0%	0.0%	0.0%	0.0%
-6 Refused	0	0	0	0	0.0%	0.0%	0.0%	0.0%
-5 Logical skip	0	0	515	0	0.0%	0.0%	34.3%	0.0%
Total	748	752	1501	571	100.0%	100.0%	100.0%	100.0%

[UA_1402_US2] How often members participate in organization events? (WA: Q15a_2, DC: q08a_b, US1: N/A)

	DC (US-JIGS1)	NC (US-JIGS1)	SEA (US-JIGS2)	DC (US-JIGS2)	DC (US-JIGS1)	NC (US-JIGS1)	SEA (US-JIGS2)	DC (US-JIGS2)
1 Never	0	0	7	4	0.0%	0.0%	0.5%	0.7%
2 Seldom	0	0	24	4	0.0%	0.0%	1.6%	0.7%
3 Sometimes	0	0	146	50	0.0%	0.0%	9.7%	8.8%
4 Often	0	0	308	124	0.0%	0.0%	20.5%	21.7%
5 Very often	0	0	305	151	0.0%	0.0%	20.3%	26.4%
-9 Missing	748	752	196	2	100.0%	100.0%	13.1%	0.4%
-8 Not applicable	0	0	0	236	0.0%	0.0%	0.0%	41.3%
-7 Don't know	0	0	0	0	0.0%	0.0%	0.0%	0.0%
-6 Refused	0	0	0	0	0.0%	0.0%	0.0%	0.0%
-5 Logical skip	0	0	515	0	0.0%	0.0%	34.3%	0.0%
Total	748	752	1501	571	100.0%	100.0%	100.0%	100.0%

[UA_1403_US2] How often members pay fee or make donation? (WA: Q15a_3, DC: q08a_c, US1: N/A)

	DC (US-JIGS1)	NC (US-JIGS1)	SEA (US-JIGS2)	DC (US-JIGS2)	DC (US-JIGS1)	NC (US-JIGS1)	SEA (US-JIGS2)	DC (US-JIGS2)
1 Never	0	0	71	18	0.0%	0.0%	4.7%	3.2%
2 Seldom	0	0	40	13	0.0%	0.0%	2.7%	2.3%
3 Sometimes	0	0	122	41	0.0%	0.0%	8.1%	7.2%
4 Often	0	0	180	81	0.0%	0.0%	12.0%	14.2%
5 Very often	0	0	378	178	0.0%	0.0%	25.2%	31.2%
-9 Missing	748	752	195	4	100.0%	100.0%	13.0%	0.7%
-8 Not applicable	0	0	0	236	0.0%	0.0%	0.0%	41.3%
-7 Don't know	0	0	0	0	0.0%	0.0%	0.0%	0.0%
-6 Refused	0	0	0	0	0.0%	0.0%	0.0%	0.0%
-5 Logical skip	0	0	515	0	0.0%	0.0%	34.3%	0.0%
Total	748	752	1501	571	100.0%	100.0%	100.0%	100.0%

[UA_1404_US2] How often members elect board of directors? (WA: Q15a_4, DC: q08a_d, US1: N/A)

	DC (US-JIGS1)	NC (US-JIGS1)	SEA (US-JIGS2)	DC (US-JIGS2)	DC (US-JIGS1)	NC (US-JIGS1)	SEA (US-JIGS2)	DC (US-JIGS2)
1 Never	0	0	168	65	0.0%	0.0%	11.2%	11.4%
2 Seldom	0	0	66	14	0.0%	0.0%	4.4%	2.5%
3 Sometimes	0	0	125	39	0.0%	0.0%	8.3%	6.8%
4 Often	0	0	176	68	0.0%	0.0%	11.7%	11.9%
5 Very often	0	0	258	147	0.0%	0.0%	17.2%	25.7%
-9 Missing	748	752	193	2	100.0%	100.0%	12.9%	0.4%
-8 Not applicable	0	0	0	236	0.0%	0.0%	0.0%	41.3%
-7 Don't know	0	0	0	0	0.0%	0.0%	0.0%	0.0%
-6 Refused	0	0	0	0	0.0%	0.0%	0.0%	0.0%
-5 Logical skip	0	0	515	0	0.0%	0.0%	34.3%	0.0%
Total	748	752	1501	571	100.0%	100.0%	100.0%	100.0%

[UA_140501_US2] How often members interact with each other? (WA) - How often: interact with each other, such as meet, talk or email (DC)
(WA: Q15a_5, DC: q08a_e, US1: N/A)

	DC (US-JIGS1)	NC (US-JIGS1)	SEA (US-JIGS2)	DC (US-JIGS2)	DC (US-JIGS1)	NC (US-JIGS1)	SEA (US-JIGS2)	DC (US-JIGS2)
1 Never	0	0	2	3	0.0%	0.0%	0.1%	0.5%
2 Seldom	0	0	37	21	0.0%	0.0%	2.5%	3.7%
3 Sometimes	0	0	174	64	0.0%	0.0%	11.6%	11.2%
4 Often	0	0	276	97	0.0%	0.0%	18.4%	17.0%
5 Very often	0	0	307	147	0.0%	0.0%	20.5%	25.7%
-9 Missing	748	752	190	3	100.0%	100.0%	12.7%	0.5%
-8 Not applicable	0	0	0	236	0.0%	0.0%	0.0%	41.3%
-7 Don't know	0	0	0	0	0.0%	0.0%	0.0%	0.0%
-6 Refused	0	0	0	0	0.0%	0.0%	0.0%	0.0%
-5 Logical skip	0	0	515	0	0.0%	0.0%	34.3%	0.0%
Total	748	752	1501	571	100.0%	100.0%	100.0%	100.0%

[UA_140502_US2] How often members meet with each other? (WA) - How often: interact with each other, such as meet, talk or email (DC) (WA: Q15a_7, DC: N/A, US1: N/A)

	DC (US-JIGS1)	NC (US-JIGS1)	SEA (US-JIGS2)	DC (US-JIGS2)	DC (US-JIGS1)	NC (US-JIGS1)	SEA (US-JIGS2)	DC (US-JIGS2)
1 Never	0	0	8	3	0.0%	0.0%	0.5%	0.5%
2 Seldom	0	0	63	21	0.0%	0.0%	4.2%	3.7%
3 Sometimes	0	0	198	64	0.0%	0.0%	13.2%	11.2%
4 Often	0	0	273	97	0.0%	0.0%	18.2%	17.0%
5 Very often	0	0	253	147	0.0%	0.0%	16.9%	25.7%
-9 Missing	748	752	191	3	100.0%	100.0%	12.7%	0.5%
-8 Not applicable	0	0	0	236	0.0%	0.0%	0.0%	41.3%
-7 Don't know	0	0	0	0	0.0%	0.0%	0.0%	0.0%
-6 Refused	0	0	0	0	0.0%	0.0%	0.0%	0.0%
-5 Logical skip	0	0	515	0	0.0%	0.0%	34.3%	0.0%
Total	748	752	1501	571	100.0%	100.0%	100.0%	100.0%

[UA_1406_US2] How often members meet with board of directors? (WA: Q15a_6, DC: q08a_f, US1: N/A)

	DC (US-JIGS1)	NC (US-JIGS1)	SEA (US-JIGS2)	DC (US-JIGS2)	DC (US-JIGS1)	NC (US-JIGS1)	SEA (US-JIGS2)	DC (US-JIGS2)
1 Never	0	0	25	15	0.0%	0.0%	1.7%	2.6%
2 Seldom	0	0	104	55	0.0%	0.0%	6.9%	9.6%
3 Sometimes	0	0	257	100	0.0%	0.0%	17.1%	17.5%
4 Often	0	0	246	98	0.0%	0.0%	16.4%	17.2%
5 Very often	0	0	160	65	0.0%	0.0%	10.7%	11.4%
-9 Missing	748	752	194	2	100.0%	100.0%	12.9%	0.4%
-8 Not applicable	0	0	0	236	0.0%	0.0%	0.0%	41.3%
-7 Don't know	0	0	0	0	0.0%	0.0%	0.0%	0.0%
-6 Refused	0	0	0	0	0.0%	0.0%	0.0%	0.0%
-5 Logical skip	0	0	515	0	0.0%	0.0%	34.3%	0.0%
Total	748	752	1501	571	100.0%	100.0%	100.0%	100.0%

[UA_1407_US2] How often members use email lists? (WA: Q15a_8, DC: q08a_g, US1: N/A)

	DC (US-JIGS1)	NC (US-JIGS1)	SEA (US-JIGS2)	DC (US-JIGS2)	DC (US-JIGS1)	NC (US-JIGS1)	SEA (US-JIGS2)	DC (US-JIGS2)
1 Never	0	0	73	33	0.0%	0.0%	4.9%	5.8%
2 Seldom	0	0	95	35	0.0%	0.0%	6.3%	6.1%
3 Sometimes	0	0	175	57	0.0%	0.0%	11.7%	10.0%
4 Often	0	0	199	71	0.0%	0.0%	13.3%	12.4%
5 Very often	0	0	251	135	0.0%	0.0%	16.7%	23.6%
-9 Missing	748	752	193	4	100.0%	100.0%	12.9%	0.7%
-8 Not applicable	0	0	0	236	0.0%	0.0%	0.0%	41.3%
-7 Don't know	0	0	0	0	0.0%	0.0%	0.0%	0.0%
-6 Refused	0	0	0	0	0.0%	0.0%	0.0%	0.0%
-5 Logical skip	0	0	515	0	0.0%	0.0%	34.3%	0.0%
Total	748	752	1501	571	100.0%	100.0%	100.0%	100.0%

[UA_1408_US2] How often members use bulletin boards or web? (WA: Q15a_9, DC: q08a_h, US1: N/A)

	DC (US-JIGS1)	NC (US-JIGS1)	SEA (US-JIGS2)	DC (US-JIGS2)	DC (US-JIGS1)	NC (US-JIGS1)	SEA (US-JIGS2)	DC (US-JIGS2)
1 Never	0	0	170	52	0.0%	0.0%	11.3%	9.1%
2 Seldom	0	0	125	50	0.0%	0.0%	8.3%	8.8%
3 Sometimes	0	0	176	71	0.0%	0.0%	11.7%	12.4%
4 Often	0	0	137	63	0.0%	0.0%	9.1%	11.0%
5 Very often	0	0	183	91	0.0%	0.0%	12.2%	15.9%
-9 Missing	748	752	195	8	100.0%	100.0%	13.0%	1.4%
-8 Not applicable	0	0	0	236	0.0%	0.0%	0.0%	41.3%
-7 Don't know	0	0	0	0	0.0%	0.0%	0.0%	0.0%
-6 Refused	0	0	0	0	0.0%	0.0%	0.0%	0.0%
-5 Logical skip	0	0	515	0	0.0%	0.0%	34.3%	0.0%
Total	748	752	1501	571	100.0%	100.0%	100.0%	100.0%

UA15	US-WA-JIGS2	Q16. Where does your organization receive information that is necessary for your activities?
	US-DC-JIGS2	Q11. Where does your organization receive information that is necessary for your activities?
	US-JIGS1	Q19. What three sources does your organization use most frequently to get policy information?

[UA_1501_ALL] Most important source (WA: N/A, DC: q11_1, US1: q19@19 a)

	DC (US-JIGS1)	NC (US-JIGS1)	SEA (US-JIGS2)	DC (US-JIGS2)	DC (US-JIGS1)	NC (US-JIGS1)	SEA (US-JIGS2)	DC (US-JIGS2)
1 1 National/federal government (DC) 1 Federal government departments (US1)	426	210	15	86	57.0%	27.9%	1.0%	15.1%
2 2 Political parties (DC) 3 Political parties (US1)	8	9	1	0	1.1%	1.2%	0.1%	0.0%
3 3 State government (DC) 2 Local governments (US1)	38	147	69	18	5.1%	19.5%	4.6%	3.2%
4 4 Federal elected officials (DC) 4 Members of Congress (US1)	66	42	38	3	8.8%	5.6%	2.5%	0.5%
5 5 State elected officials 6 Local elected officials (DC) 5 Members of local (state/county/city) assemblies (US1)	10	71	43	18	1.3%	9.4%	2.9%	3.2%
6 7 Scholars/Experts (DC) 6 Scholars (US1)	46	24	151	74	6.1%	3.2%	10.1%	13.0%
7 8 Neighborhood associations (Only DC)	0	0	32	7	0.0%	0.0%	2.1%	1.2%
8 9 Religious organizations (Only DC)	0	0	35	13	0.0%	0.0%	2.3%	2.3%
9 10 Affiliated organizations (Only DC)	0	0	168	59	0.0%	0.0%	11.2%	10.3%
10 11 Other nonprofits (DC) 10 Other organizations with similar interests (US1)	11	26	148	60	1.5%	3.5%	9.9%	10.5%
11 12 Your members (DC) 11 Members of your organization (US1)	1	3	401	127	0.1%	0.4%	26.7%	22.2%
12 13 Corporations (DC) 12 Companies (US1)	1	0	15	8	0.1%	0.0%	1.0%	1.4%
13 7 Mass media in general (Only US1)	53	77	0	0	7.1%	10.2%	0.0%	0.0%
14 8 Technical or trade magazines (Only US1)	21	26	0	0	2.8%	3.5%	0.0%	0.0%
15 9 The Web (Only US1)	17	29	0	0	2.3%	3.9%	0.0%	0.0%
16 14 Other (DC) 13 Other (US1)	0	3	130	71	0.0%	0.4%	8.7%	12.4%
-9 Missing	50	85	255	27	6.7%	11.3%	17.0%	4.7%
-8 Not applicable	0	0	0	0	0.0%	0.0%	0.0%	0.0%
-7 Don't know	0	0	0	0	0.0%	0.0%	0.0%	0.0%
-6 Refused	0	0	0	0	0.0%	0.0%	0.0%	0.0%
-5 Logical skip	0	0	0	0	0.0%	0.0%	0.0%	0.0%
Total	748	752	1501	571	100.0%	100.0%	100.0%	100.0%

[UA_1502_ALL] Second most important source (WA: N/A, DC: q11_2, US1: q19@19 b)

	DC (US-JIGS1)	NC (US-JIGS1)	SEA (US-JIGS2)	DC (US-JIGS2)	DC (US-JIGS1)	NC (US-JIGS1)	SEA (US-JIGS2)	DC (US-JIGS2)
1 1 National/federal government (DC) 1 Federal government departments (US1)	6	0	26	43	0.8%	0.0%	1.7%	7.5%
2 2 Political parties (DC) 3 Political parties (US1)	8	9	1	3	1.1%	1.2%	0.1%	0.5%
3 3 State government (DC) 2 Local governments (US1)	36	69	82	33	4.8%	9.2%	5.5%	5.8%
4 4 Federal elected officials (DC) 4 Members of Congress (US1)	170	58	37	10	22.7%	7.7%	2.5%	1.8%
5 5 State elected officials 6 Local elected officials (DC) 5 Members of local (state/county/city) assemblies (US1)	15	76	70	21	2.0%	10.1%	4.7%	3.7%
6 7 Scholars/Experts (DC) 6 Scholars (US1)	51	11	110	59	6.8%	1.5%	7.3%	10.3%
7 8 Neighborhood associations (Only DC)	0	0	43	31	0.0%	0.0%	2.9%	5.4%
8 9 Religious organizations (Only DC)	0	0	37	10	0.0%	0.0%	2.5%	1.8%
9 10 Affiliated organizations (Only DC)	0	0	251	76	0.0%	0.0%	16.7%	13.3%
10 11 Other nonprofits (DC) 10 Other organizations with similar interests (US1)	109	137	261	115	14.6%	18.2%	17.4%	20.1%
11 12 Your members (DC) 11 Members of your organization (US1)	16	33	209	73	2.1%	4.4%	13.9%	12.8%
12 13 Corporations (DC) 12 Companies (US1)	0	1	28	13	0.0%	0.1%	1.9%	2.3%
13 7 Mass media in general (Only US1)	94	74	0	0	12.6%	9.8%	0.0%	0.0%
14 8 Technical or trade magazines (Only US1)	89	79	0	0	11.9%	10.5%	0.0%	0.0%
15 9 The Web (Only US1)	98	104	0	0	13.1%	13.8%	0.0%	0.0%
16 14 Other (DC) 13 Other (US1)	1	2	72	36	0.1%	0.3%	4.8%	6.3%
-9 Missing	55	99	274	48	7.4%	13.2%	18.3%	8.4%
-8 Not applicable	0	0	0	0	0.0%	0.0%	0.0%	0.0%
-7 Don't know	0	0	0	0	0.0%	0.0%	0.0%	0.0%
-6 Refused	0	0	0	0	0.0%	0.0%	0.0%	0.0%
-5 Logical skip	0	0	0	0	0.0%	0.0%	0.0%	0.0%
Total	748	752	1501	571	100.0%	100.0%	100.0%	100.0%

[UA_1503_ALL] Third most important source (WA: N/A, DC: q11_3, US1: q19@19_c)

	DC (US-JIGS1)	NC (US-JIGS1)	SEA (US-JIGS2)	DC (US-JIGS2)	DC (US-JIGS1)	NC (US-JIGS1)	SEA (US-JIGS2)	DC (US-JIGS2)
1 1 National/federal government (DC) 1 Federal government departments (US1)	1	5	22	46	0.1%	0.7%	1.5%	8.1%
2 2 Political parties (DC) 3 Political parties (US1)	1	0	2	1	0.1%	0.0%	0.1%	0.2%
3 3 State government (DC) 2 Local governments (US1)	4	2	83	21	0.5%	0.3%	5.5%	3.7%
4 4 Federal elected officials (DC) 4 Members of Congress (US1)	11	11	34	9	1.5%	1.5%	2.3%	1.6%
5 5 State elected officials 6 Local elected officials (DC) 5 Members of local (state/county/city) assemblies (US1)	2	26	86	35	0.3%	3.5%	5.7%	6.1%
6 7 Scholars/Experts (DC) 6 Scholars (US1)	9	3	142	66	1.2%	0.4%	9.5%	11.6%
7 8 Neighborhood associations (Only DC)	0	0	66	20	0.0%	0.0%	4.4%	3.5%
8 9 Religious organizations (Only DC)	0	0	27	5	0.0%	0.0%	1.8%	0.9%
9 10 Affiliated organizations (Only DC)	0	0	146	57	0.0%	0.0%	9.7%	10.0%
10 11 Other nonprofits (DC) 10 Other organizations with similar interests (US1)	264	207	248	105	35.3%	27.5%	16.5%	18.4%
11 12 Your members (DC) 11 Members of your organization (US1)	209	204	127	52	27.9%	27.1%	8.5%	9.1%
12 13 Corporations (DC) 12 Companies (US1)	24	29	50	14	3.2%	3.9%	3.3%	2.5%
13 7 Mass media in general (Only US1)	15	21	0	0	2.0%	2.8%	0.0%	0.0%
14 8 Technical or trade magazines (Only US1)	39	20	0	0	5.2%	2.7%	0.0%	0.0%
15 9 The Web (Only US1)	87	74	0	0	11.6%	9.8%	0.0%	0.0%
16 14 Other (DC) 13 Other (US1)	17	33	171	63	2.3%	4.4%	11.4%	11.0%
-9 Missing	65	117	297	77	8.7%	15.6%	19.8%	13.5%
-8 Not applicable	0	0	0	0	0.0%	0.0%	0.0%	0.0%
-7 Don't know	0	0	0	0	0.0%	0.0%	0.0%	0.0%
-6 Refused	0	0	0	0	0.0%	0.0%	0.0%	0.0%
-5 Logical skip	0	0	0	0	0.0%	0.0%	0.0%	0.0%
Total	748	752	1501	571	100.0%	100.0%	100.0%	100.0%

UA16	US-WA-JIGS2	Q17. Is there any organization that represents your organization's interests either at the local, state, or national level?
	US-DC-JIGS2	Q23. Is there any organization that represents your organization's interests either at the local, state, or national level?
	US-JIGS1	-

[UA 1601 US2] Organization represents your organization at state or national level? (WA: Q17, DC: q23, US1: N/A)

	DC (US-JIGS1)	NC (US-JIGS1)	SEA (US-JIGS2)	DC (US-JIGS2)	DC (US-JIGS1)	NC (US-JIGS1)	SEA (US-JIGS2)	DC (US-JIGS2)
0 No	0	0	677	361	0.0%	0.0%	45.1%	63.2%
1 Yes	0	0	611	186	0.0%	0.0%	40.7%	32.6%
-9 Missing	748	752	213	24	100.0%	100.0%	14.2%	4.2%
-8 Not applicable	0	0	0	0	0.0%	0.0%	0.0%	0.0%
-7 Don't know	0	0	0	0	0.0%	0.0%	0.0%	0.0%
-6 Refused	0	0	0	0	0.0%	0.0%	0.0%	0.0%
-5 Logical skip	0	0	0	0	0.0%	0.0%	0.0%	0.0%
Total	748	752	1501	571	100.0%	100.0%	100.0%	100.0%

[UA 1602 US2] Is this organization local, state, or national level? (WA: Q17b, DC: q23b, US1: N/A)

	DC (US-JIGS1)	NC (US-JIGS1)	SEA (US-JIGS2)	DC (US-JIGS2)	DC (US-JIGS1)	NC (US-JIGS1)	SEA (US-JIGS2)	DC (US-JIGS2)
1 Local	0	0	113	24	0.0%	0.0%	7.5%	4.2%
2 State	0	0	154	51	0.0%	0.0%	10.3%	8.9%
3 National	0	0	350	110	0.0%	0.0%	23.3%	19.3%
-9 Missing	748	752	217	1	100.0%	100.0%	14.5%	0.2%
-8 Not applicable	0	0	0	385	0.0%	0.0%	0.0%	67.4%
-7 Don't know	0	0	0	0	0.0%	0.0%	0.0%	0.0%
-6 Refused	0	0	0	0	0.0%	0.0%	0.0%	0.0%
-5 Logical skip	0	0	667	0	0.0%	0.0%	44.4%	0.0%
Total	748	752	1501	571	100.0%	100.0%	100.0%	100.0%

[UA 160301 US2] How much influence org have on public policy on the local level? (WA: Q17c 1, DC: q23c 1, US1: N/A)

	DC (US-JIGS1)	NC (US-JIGS1)	SEA (US-JIGS2)	DC (US-JIGS2)	DC (US-JIGS1)	NC (US-JIGS1)	SEA (US-JIGS2)	DC (US-JIGS2)
1 1 Very little influence	0	0	227	30	0.0%	0.0%	15.1%	5.3%
2 2	0	0	100	22	0.0%	0.0%	6.7%	3.9%
3 3	0	0	68	13	0.0%	0.0%	4.5%	2.3%
4 4 Neutral	0	0	85	23	0.0%	0.0%	5.7%	4.0%
5 5	0	0	52	29	0.0%	0.0%	3.5%	5.1%
6 6	0	0	38	12	0.0%	0.0%	2.5%	2.1%
7 7 A lot of influence	0	0	38	15	0.0%	0.0%	2.5%	2.6%
-9 Missing	748	752	227	42	100.0%	100.0%	15.1%	7.4%
-8 Not applicable	0	0	0	385	0.0%	0.0%	0.0%	67.4%
-7 Don't know	0	0	0	0	0.0%	0.0%	0.0%	0.0%
-6 Refused	0	0	0	0	0.0%	0.0%	0.0%	0.0%
-5 Logical skip	0	0	666	0	0.0%	0.0%	44.4%	0.0%
Total	748	752	1501	571	100.0%	100.0%	100.0%	100.0%

[UA 160302 US2] How much influence org have on public policy on the state level? (WA: Q17c 2, DC: q23c 2, US1: N/A)

	DC (US-JIGS1)	NC (US-JIGS1)	SEA (US-JIGS2)	DC (US-JIGS2)	DC (US-JIGS1)	NC (US-JIGS1)	SEA (US-JIGS2)	DC (US-JIGS2)
1 1 Very little influence	0	0	200	15	0.0%	0.0%	13.3%	2.6%
2 2	0	0	88	9	0.0%	0.0%	5.9%	1.6%
3 3	0	0	75	14	0.0%	0.0%	5.0%	2.5%
4 4 Neutral	0	0	88	27	0.0%	0.0%	5.9%	4.7%
5 5	0	0	69	34	0.0%	0.0%	4.6%	6.0%
6 6	0	0	50	25	0.0%	0.0%	3.3%	4.4%
7 7 A lot of influence	0	0	37	18	0.0%	0.0%	2.5%	3.2%
-9 Missing	748	752	225	44	100.0%	100.0%	15.0%	7.7%
-8 Not applicable	0	0	0	385	0.0%	0.0%	0.0%	67.4%
-7 Don't know	0	0	0	0	0.0%	0.0%	0.0%	0.0%
-6 Refused	0	0	0	0	0.0%	0.0%	0.0%	0.0%
-5 Logical skip	0	0	669	0	0.0%	0.0%	44.6%	0.0%
Total	748	752	1501	571	100.0%	100.0%	100.0%	100.0%

[UA_160303 US2] How much influence org have on public policy on national level? (WA: Q17c 3, DC: q23c 3, US1: N/A)

	DC (US-JIGS1)	NC (US-JIGS1)	SEA (US-JIGS2)	DC (US-JIGS2)	DC (US-JIGS1)	NC (US-JIGS1)	SEA (US-JIGS2)	DC (US-JIGS2)
1 1 Very little influence	0	0	218	18	0.0%	0.0%	14.5%	3.2%
2 2	0	0	79	10	0.0%	0.0%	5.3%	1.8%
3 3	0	0	63	19	0.0%	0.0%	4.2%	3.3%
4 4 Neutral	0	0	73	24	0.0%	0.0%	4.9%	4.2%
5 5	0	0	74	28	0.0%	0.0%	4.9%	4.9%
6 6	0	0	58	17	0.0%	0.0%	3.9%	3.0%
7 7 A lot of influence	0	0	36	30	0.0%	0.0%	2.4%	5.3%
-9 Missing	748	752	231	40	100.0%	100.0%	15.4%	7.0%
-8 Not applicable	0	0	0	385	0.0%	0.0%	0.0%	67.4%
-7 Don't know	0	0	0	0	0.0%	0.0%	0.0%	0.0%
-6 Refused	0	0	0	0	0.0%	0.0%	0.0%	0.0%
-5 Logical skip	0	0	669	0	0.0%	0.0%	44.6%	0.0%
Total	748	752	1501	571	100.0%	100.0%	100.0%	100.0%

[UA_160304 US2] How much influence org have on public policy on all levels? (WA: Q17c 4, DC: q23c 4, US1: N/A)

	DC (US-JIGS1)	NC (US-JIGS1)	SEA (US-JIGS2)	DC (US-JIGS2)	DC (US-JIGS1)	NC (US-JIGS1)	SEA (US-JIGS2)	DC (US-JIGS2)
1 1 Very little influence	0	0	179	10	0.0%	0.0%	11.9%	1.8%
2 2	0	0	104	14	0.0%	0.0%	6.9%	2.5%
3 3	0	0	99	13	0.0%	0.0%	6.6%	2.3%
4 4 Neutral	0	0	107	30	0.0%	0.0%	7.1%	5.3%
5 5	0	0	59	22	0.0%	0.0%	3.9%	3.9%
6 6	0	0	33	13	0.0%	0.0%	2.2%	2.3%
7 7 A lot of influence	0	0	21	11	0.0%	0.0%	1.4%	1.9%
-9 Missing	748	752	231	73	100.0%	100.0%	15.4%	12.8%
-8 Not applicable	0	0	0	385	0.0%	0.0%	0.0%	67.4%
-7 Don't know	0	0	0	0	0.0%	0.0%	0.0%	0.0%
-6 Refused	0	0	0	0	0.0%	0.0%	0.0%	0.0%
-5 Logical skip	0	0	668	0	0.0%	0.0%	44.5%	0.0%
Total	748	752	1501	571	100.0%	100.0%	100.0%	100.0%

UA17	US-WA-JIGS2	Q18. Does your organization get involved in public policy or advocacy?
	US-DC-JIGS2	Q13. Does your organization get involved in public policy or advocacy?
	US-JIGS1	-

[UA_17_US2] Does organization get involved in public policy? (WA: Q18, DC: q13, US1: N/A)

	DC (US-JIGS1)	NC (US-JIGS1)	SEA (US-JIGS2)	DC (US-JIGS2)	DC (US-JIGS1)	NC (US-JIGS1)	SEA (US-JIGS2)	DC (US-JIGS2)
0 No	0	0	839	278	0.0%	0.0%	55.9%	48.7%
1 Yes	0	0	452	280	0.0%	0.0%	30.1%	49.0%
-9 Missing	748	752	210	13	100.0%	100.0%	14.0%	2.3%
-8 Not applicable	0	0	0	0	0.0%	0.0%	0.0%	0.0%
-7 Don't know	0	0	0	0	0.0%	0.0%	0.0%	0.0%
-6 Refused	0	0	0	0	0.0%	0.0%	0.0%	0.0%
-5 Logical skip	0	0	0	0	0.0%	0.0%	0.0%	0.0%
Total	748	752	1501	571	100.0%	100.0%	100.0%	100.0%

UA18	US-WA-JIGS2	Q19. Does organization employee lobbyist?
	US-DC-JIGS2	Q15. Does your organization employ a lobbyist?
	US-JIGS1	-

[UA_18_US2] Does organization employee lobbyist? (WA: Q19, DC: q15, US1: N/A)

	DC (US-JIGS1)	NC (US-JIGS1)	SEA (US-JIGS2)	DC (US-JIGS2)	DC (US-JIGS1)	NC (US-JIGS1)	SEA (US-JIGS2)	DC (US-JIGS2)
0 No	0	0	469	507	0.0%	0.0%	31.2%	88.8%
1 Yes	0	0	86	50	0.0%	0.0%	5.7%	8.8%
-9 Missing	748	752	212	14	100.0%	100.0%	14.1%	2.5%
-8 Not applicable	0	0	0	0	0.0%	0.0%	0.0%	0.0%
-7 Don't know	0	0	0	0	0.0%	0.0%	0.0%	0.0%
-6 Refused	0	0	0	0	0.0%	0.0%	0.0%	0.0%
-5 Logical skip	0	0	734	0	0.0%	0.0%	48.9%	0.0%
Total	748	752	1501	571	100.0%	100.0%	100.0%	100.0%

UA19	US-WA-JIGS2	Q20. Is your organization affiliated with a political action committee, 501(c)4 organization, or other organization that has advocacy or lobbying as part of its mission?
	US-DC-JIGS2	Q14. Is your organization affiliated with a political action committee (a PAC or a 527 organization), a 501(c)4 organization, or other organization that has advocacy or lobbying as part of its mission?
	US-JIGS1	-

[UA 19 US2] Your org. affiliated with political committee? (WA: Q20, DC: q14, US1: N/A)

	DC (US-JIGS1)	NC (US-JIGS1)	SEA (US-JIGS2)	DC (US-JIGS2)	DC (US-JIGS1)	NC (US-JIGS1)	SEA (US-JIGS2)	DC (US-JIGS2)
0 No	0	0	470	465	0.0%	0.0%	31.3%	81.4%
1 Yes	0	0	98	61	0.0%	0.0%	6.5%	10.7%
2 (Only DC) My org is a PAC or a 501(c)4 org	0	0	0	28	0.0%	0.0%	0.0%	4.9%
-9 Missing	748	752	211	17	100.0%	100.0%	14.1%	3.0%
-8 Not applicable	0	0	0	0	0.0%	0.0%	0.0%	0.0%
-7 Don't know	0	0	0	0	0.0%	0.0%	0.0%	0.0%
-6 Refused	0	0	0	0	0.0%	0.0%	0.0%	0.0%
-5 Logical skip	0	0	722	0	0.0%	0.0%	48.1%	0.0%
Total	748	752	1501	571	100.0%	100.0%	100.0%	100.0%

UA20	US-WA-JIGS2	Q21. We would like to know if your organization, working alone, has successfully enacted, stopped or modified a specific policy.
	US-DC-JIGS2	Q16. Working alone, has your organization successfully enacted, stopped or modified a specific policy?
	US-JIGS1	-

[UA 2001 US2] Org enacted new policy on federal level? (WA: Q21a, DC: q16 a, US1: N/A)

	DC (US-JIGS1)	NC (US-JIGS1)	SEA (US-JIGS2)	DC (US-JIGS2)	DC (US-JIGS1)	NC (US-JIGS1)	SEA (US-JIGS2)	DC (US-JIGS2)
0 No	0	0	508	481	0.0%	0.0%	33.8%	84.2%
1 Yes	0	0	45	60	0.0%	0.0%	3.0%	10.5%
-9 Missing	748	752	220	30	100.0%	100.0%	14.7%	5.3%
-8 Not applicable	0	0	0	0	0.0%	0.0%	0.0%	0.0%
-7 Don't know	0	0	0	0	0.0%	0.0%	0.0%	0.0%
-6 Refused	0	0	0	0	0.0%	0.0%	0.0%	0.0%
-5 Logical skip	0	0	728	0	0.0%	0.0%	48.5%	0.0%
Total	748	752	1501	571	100.0%	100.0%	100.0%	100.0%

[UA 2002 US2] Org stopped or modified policy on federal level? (WA: Q21b, DC: q16 b, US1: N/A)

	DC (US-JIGS1)	NC (US-JIGS1)	SEA (US-JIGS2)	DC (US-JIGS2)	DC (US-JIGS1)	NC (US-JIGS1)	SEA (US-JIGS2)	DC (US-JIGS2)
0 No	0	0	486	471	0.0%	0.0%	32.4%	82.5%
1 Yes	0	0	67	72	0.0%	0.0%	4.5%	12.6%
-9 Missing	748	752	219	28	100.0%	100.0%	14.6%	4.9%
-8 Not applicable	0	0	0	0	0.0%	0.0%	0.0%	0.0%
-7 Don't know	0	0	0	0	0.0%	0.0%	0.0%	0.0%
-6 Refused	0	0	0	0	0.0%	0.0%	0.0%	0.0%
-5 Logical skip	0	0	729	0	0.0%	0.0%	48.6%	0.0%
Total	748	752	1501	571	100.0%	100.0%	100.0%	100.0%

[UA 2003 US2] Org enacted new policy on state level? (WA: Q21c, DC: q16 c, US1: N/A)

	DC (US-JIGS1)	NC (US-JIGS1)	SEA (US-JIGS2)	DC (US-JIGS2)	DC (US-JIGS1)	NC (US-JIGS1)	SEA (US-JIGS2)	DC (US-JIGS2)
0 No	0	0	439	488	0.0%	0.0%	29.2%	85.5%
1 Yes	0	0	114	45	0.0%	0.0%	7.6%	7.9%
-9 Missing	748	752	220	38	100.0%	100.0%	14.7%	6.7%
-8 Not applicable	0	0	0	0	0.0%	0.0%	0.0%	0.0%
-7 Don't know	0	0	0	0	0.0%	0.0%	0.0%	0.0%
-6 Refused	0	0	0	0	0.0%	0.0%	0.0%	0.0%
-5 Logical skip	0	0	728	0	0.0%	0.0%	48.5%	0.0%
Total	748	752	1501	571	100.0%	100.0%	100.0%	100.0%

[UA 2004 US2] Org stopped or modified policy on state level? (WA: Q21d, DC: q16 d, US1: N/A)

	DC (US-JIGS1)	NC (US-JIGS1)	SEA (US-JIGS2)	DC (US-JIGS2)	DC (US-JIGS1)	NC (US-JIGS1)	SEA (US-JIGS2)	DC (US-JIGS2)
0 No	0	0	397	472	0.0%	0.0%	26.4%	82.7%
1 Yes	0	0	157	60	0.0%	0.0%	10.5%	10.5%
-9 Missing	748	752	219	39	100.0%	100.0%	14.6%	6.8%
-8 Not applicable	0	0	0	0	0.0%	0.0%	0.0%	0.0%
-7 Don't know	0	0	0	0	0.0%	0.0%	0.0%	0.0%
-6 Refused	0	0	0	0	0.0%	0.0%	0.0%	0.0%
-5 Logical skip	0	0	728	0	0.0%	0.0%	48.5%	0.0%
Total	748	752	1501	571	100.0%	100.0%	100.0%	100.0%

[UA 2005 US2] Org enacted new policy on local level? (WA: Q21e, DC: q16 e, US1: N/A)

	DC (US-JIGS1)	NC (US-JIGS1)	SEA (US-JIGS2)	DC (US-JIGS2)	DC (US-JIGS1)	NC (US-JIGS1)	SEA (US-JIGS2)	DC (US-JIGS2)
0 No	0	0	403	475	0.0%	0.0%	26.8%	83.2%
1 Yes	0	0	149	53	0.0%	0.0%	9.9%	9.3%
-9 Missing	748	752	221	43	100.0%	100.0%	14.7%	7.5%
-8 Not applicable	0	0	0	0	0.0%	0.0%	0.0%	0.0%
-7 Don't know	0	0	0	0	0.0%	0.0%	0.0%	0.0%
-6 Refused	0	0	0	0	0.0%	0.0%	0.0%	0.0%
-5 Logical skip	0	0	728	0	0.0%	0.0%	48.5%	0.0%
Total	748	752	1501	571	100.0%	100.0%	100.0%	100.0%

[UA 2006 US2] Org stopped or modified policy on local level? (WA: Q21f, DC: q16 f, US1: N/A)

	DC (US-JIGS1)	NC (US-JIGS1)	SEA (US-JIGS2)	DC (US-JIGS2)	DC (US-JIGS1)	NC (US-JIGS1)	SEA (US-JIGS2)	DC (US-JIGS2)
0 No	0	0	368	455	0.0%	0.0%	24.5%	79.7%
1 Yes	0	0	185	76	0.0%	0.0%	12.3%	13.3%
-9 Missing	748	752	221	40	100.0%	100.0%	14.7%	7.0%
-8 Not applicable	0	0	0	0	0.0%	0.0%	0.0%	0.0%
-7 Don't know	0	0	0	0	0.0%	0.0%	0.0%	0.0%
-6 Refused	0	0	0	0	0.0%	0.0%	0.0%	0.0%
-5 Logical skip	0	0	727	0	0.0%	0.0%	48.4%	0.0%
Total	748	752	1501	571	100.0%	100.0%	100.0%	100.0%

UA21	US-WA-JIGS2	Q22. Have you, working in a coalition with other organizations or political persons, succeeded in making the (federal/state/local) government enact, stop a plan to enact, or modify any specific policy or plan in the past?
	US-DC-JIGS2	Q17. Working in a coalition with other organizations or political persons, has your organization successfully enacted, stopped, or modified a specific policy?
	US-JIGS1	-

[UA 2101 US2] Work in coal. w/other org enact new policy-federal level? (WA: Q22a, DC: q17 a, US1: N/A)

	DC (US-JIGS1)	NC (US-JIGS1)	SEA (US-JIGS2)	DC (US-JIGS2)	DC (US-JIGS1)	NC (US-JIGS1)	SEA (US-JIGS2)	DC (US-JIGS2)
0 No	0	0	433	408	0.0%	0.0%	28.8%	71.5%
1 Yes	0	0	118	124	0.0%	0.0%	7.9%	21.7%
-9 Missing	748	752	221	39	100.0%	100.0%	14.7%	6.8%
-8 Not applicable	0	0	0	0	0.0%	0.0%	0.0%	0.0%
-7 Don't know	0	0	0	0	0.0%	0.0%	0.0%	0.0%
-6 Refused	0	0	0	0	0.0%	0.0%	0.0%	0.0%
-5 Logical skip	0	0	729	0	0.0%	0.0%	48.6%	0.0%
Total	748	752	1501	571	100.0%	100.0%	100.0%	100.0%

[UA 2102 US2] Work in coal. w/other org stop policy-federal level? (WA: Q22b, DC: q17 b, US1: N/A)

	DC (US-JIGS1)	NC (US-JIGS1)	SEA (US-JIGS2)	DC (US-JIGS2)	DC (US-JIGS1)	NC (US-JIGS1)	SEA (US-JIGS2)	DC (US-JIGS2)
0 No	0	0	413	396	0.0%	0.0%	27.5%	69.4%
1 Yes	0	0	138	135	0.0%	0.0%	9.2%	23.6%
-9 Missing	748	752	221	40	100.0%	100.0%	14.7%	7.0%
-8 Not applicable	0	0	0	0	0.0%	0.0%	0.0%	0.0%
-7 Don't know	0	0	0	0	0.0%	0.0%	0.0%	0.0%
-6 Refused	0	0	0	0	0.0%	0.0%	0.0%	0.0%
-5 Logical skip	0	0	729	0	0.0%	0.0%	48.6%	0.0%
Total	748	752	1501	571	100.0%	100.0%	100.0%	100.0%

[UA 2103 US2] Work in coal. w/other org enact new policy-state level? (WA: Q22c, DC: q17 c, US1: N/A)

	DC (US-JIGS1)	NC (US-JIGS1)	SEA (US-JIGS2)	DC (US-JIGS2)	DC (US-JIGS1)	NC (US-JIGS1)	SEA (US-JIGS2)	DC (US-JIGS2)
0 No	0	0	343	420	0.0%	0.0%	22.9%	73.6%
1 Yes	0	0	207	107	0.0%	0.0%	13.8%	18.7%
-9 Missing	748	752	222	44	100.0%	100.0%	14.8%	7.7%
-8 Not applicable	0	0	0	0	0.0%	0.0%	0.0%	0.0%
-7 Don't know	0	0	0	0	0.0%	0.0%	0.0%	0.0%
-6 Refused	0	0	0	0	0.0%	0.0%	0.0%	0.0%
-5 Logical skip	0	0	729	0	0.0%	0.0%	48.6%	0.0%
Total	748	752	1501	571	100.0%	100.0%	100.0%	100.0%

[UA 2104 US2] Work in coal. w/other org stop policy-state level? (WA: Q22d, DC: q17 d, US1: N/A)

	DC (US-JIGS1)	NC (US-JIGS1)	SEA (US-JIGS2)	DC (US-JIGS2)	DC (US-JIGS1)	NC (US-JIGS1)	SEA (US-JIGS2)	DC (US-JIGS2)
0 No	0	0	340	396	0.0%	0.0%	22.7%	69.4%
1 Yes	0	0	210	137	0.0%	0.0%	14.0%	24.0%
-9 Missing	748	752	222	38	100.0%	100.0%	14.8%	6.7%
-8 Not applicable	0	0	0	0	0.0%	0.0%	0.0%	0.0%
-7 Don't know	0	0	0	0	0.0%	0.0%	0.0%	0.0%
-6 Refused	0	0	0	0	0.0%	0.0%	0.0%	0.0%
-5 Logical skip	0	0	729	0	0.0%	0.0%	48.6%	0.0%
Total	748	752	1501	571	100.0%	100.0%	100.0%	100.0%

[UA 2105 US2] Work in coal. w/other org enact new policy- local level? (WA: Q22e, DC: q17 e, US1: N/A)

	DC (US-JIGS1)	NC (US-JIGS1)	SEA (US-JIGS2)	DC (US-JIGS2)	DC (US-JIGS1)	NC (US-JIGS1)	SEA (US-JIGS2)	DC (US-JIGS2)
0 No	0	0	351	423	0.0%	0.0%	23.4%	74.1%
1 Yes	0	0	199	98	0.0%	0.0%	13.3%	17.2%
-9 Missing	748	752	222	50	100.0%	100.0%	14.8%	8.8%
-8 Not applicable	0	0	0	0	0.0%	0.0%	0.0%	0.0%
-7 Don't know	0	0	0	0	0.0%	0.0%	0.0%	0.0%
-6 Refused	0	0	0	0	0.0%	0.0%	0.0%	0.0%
-5 Logical skip	0	0	729	0	0.0%	0.0%	48.6%	0.0%
Total	748	752	1501	571	100.0%	100.0%	100.0%	100.0%

[UA_2106_US2] Work in coal. w/other org stop policy- local level? (WA: Q22f, DC: q17_f, US1: N/A)

	DC (US-JIGS1)	NC (US-JIGS1)	SEA (US-JIGS2)	DC (US-JIGS2)	DC (US-JIGS1)	NC (US-JIGS1)	SEA (US-JIGS2)	DC (US-JIGS2)
0 No	0	0	330	405	0.0%	0.0%	22.0%	70.9%
1 Yes	0	0	219	117	0.0%	0.0%	14.6%	20.5%
-9 Missing	748	752	222	49	100.0%	100.0%	14.8%	8.6%
-8 Not applicable	0	0	0	0	0.0%	0.0%	0.0%	0.0%
-7 Don't know	0	0	0	0	0.0%	0.0%	0.0%	0.0%
-6 Refused	0	0	0	0	0.0%	0.0%	0.0%	0.0%
-5 Logical skip	0	0	730	0	0.0%	0.0%	48.6%	0.0%
Total	748	752	1501	571	100.0%	100.0%	100.0%	100.0%

UA22	US-WA-JIGS2	Q23. When trying to influence federal, state, or local policy making, how often do you encounter any group or groups that oppose your organization's policy positions?
	US-DC-JIGS2	Q19. When trying to influence federal, state, or local policy making, how often does your organization encounter any group or groups that oppose your organization's policy positions?
	US-JIGS1	Q11. When trying to influence federal or local policy making, how often do you encounter any group or groups that oppose your organization's policy positions?

[UA 22 ALL] Encounter any group that oppose orgs policy? (WA: Q23, DC: q19, US1: q11@11)

	DC (US-JIGS1)	NC (US-JIGS1)	SEA (US-JIGS2)	DC (US-JIGS2)	DC (US-JIGS1)	NC (US-JIGS1)	SEA (US-JIGS2)	DC (US-JIGS2)
1 Never	75	160	104	20	10.0%	21.3%	6.9%	3.5%
2 Seldom	264	307	116	81	35.3%	40.8%	7.7%	14.2%
3 Sometimes	141	78	164	88	18.9%	10.4%	10.9%	15.4%
4 Often	64	28	81	36	8.6%	3.7%	5.4%	6.3%
5 Very Often	66	27	46	30	8.8%	3.6%	3.1%	5.3%
-9 Missing	138	152	222	2	18.4%	20.2%	14.8%	0.4%
-8 Not applicable	0	0	0	314	0.0%	0.0%	0.0%	55.0%
-7 Don't know	0	0	0	0	0.0%	0.0%	0.0%	0.0%
-6 Refused	0	0	0	0	0.0%	0.0%	0.0%	0.0%
-5 Logical skip	0	0	768	0	0.0%	0.0%	51.2%	0.0%
Total	748	752	1501	571	100.0%	100.0%	100.0%	100.0%

UA23	US-WA-JIGS2	Q24. When your organization makes requests or appeals to the government, how often do you do the following things?
	US-DC-JIGS2	Q18. When your organization makes requests or appeals to the government, how often does it do the following things?
	US-JIGS1	Q17. When your organization tries to influence the federal policy, how often does it:

[UA 2301 US2] Trying to influence policy how often assist in drafting bills (WA: Q24a, DC: q18 a, US1: N/A)

	DC (US-JIGS1)	NC (US-JIGS1)	SEA (US-JIGS2)	DC (US-JIGS2)	DC (US-JIGS1)	NC (US-JIGS1)	SEA (US-JIGS2)	DC (US-JIGS2)
1 Never	0	0	297	377	0.0%	0.0%	19.8%	66.0%
2 Seldom	0	0	93	60	0.0%	0.0%	6.2%	10.5%
3 Sometimes	0	0	79	50	0.0%	0.0%	5.3%	8.8%
4 Often	0	0	26	21	0.0%	0.0%	1.7%	3.7%
5 Very Often	0	0	17	9	0.0%	0.0%	1.1%	1.6%
-9 Missing	748	752	224	54	100.0%	100.0%	14.9%	9.5%
-8 Not applicable	0	0	0	0	0.0%	0.0%	0.0%	0.0%
-7 Don't know	0	0	0	0	0.0%	0.0%	0.0%	0.0%
-6 Refused	0	0	0	0	0.0%	0.0%	0.0%	0.0%
-5 Logical skip	0	0	765	0	0.0%	0.0%	51.0%	0.0%
Total	748	752	1501	571	100.0%	100.0%	100.0%	100.0%

[UA 2302 US2] Trying to influence policy how often provide expertise (WA: Q24b, DC: q18 b, US1: N/A)

	DC (US-JIGS1)	NC (US-JIGS1)	SEA (US-JIGS2)	DC (US-JIGS2)	DC (US-JIGS1)	NC (US-JIGS1)	SEA (US-JIGS2)	DC (US-JIGS2)
1 Never	0	0	137	213	0.0%	0.0%	9.1%	37.3%
2 Seldom	0	0	80	56	0.0%	0.0%	5.3%	9.8%
3 Sometimes	0	0	153	133	0.0%	0.0%	10.2%	23.3%
4 Often	0	0	91	70	0.0%	0.0%	6.1%	12.3%
5 Very Often	0	0	52	48	0.0%	0.0%	3.5%	8.4%
-9 Missing	748	752	223	51	100.0%	100.0%	14.9%	8.9%
-8 Not applicable	0	0	0	0	0.0%	0.0%	0.0%	0.0%
-7 Don't know	0	0	0	0	0.0%	0.0%	0.0%	0.0%
-6 Refused	0	0	0	0	0.0%	0.0%	0.0%	0.0%
-5 Logical skip	0	0	765	0	0.0%	0.0%	51.0%	0.0%
Total	748	752	1501	571	100.0%	100.0%	100.0%	100.0%

[UA 2303 US2] Trying to influence policy how often contribute public comment (WA: Q24c, DC: q18 c, US1: N/A)

	DC (US-JIGS1)	NC (US-JIGS1)	SEA (US-JIGS2)	DC (US-JIGS2)	DC (US-JIGS1)	NC (US-JIGS1)	SEA (US-JIGS2)	DC (US-JIGS2)
1 Never	0	0	93	196	0.0%	0.0%	6.2%	34.3%
2 Seldom	0	0	58	65	0.0%	0.0%	3.9%	11.4%
3 Sometimes	0	0	168	124	0.0%	0.0%	11.2%	21.7%
4 Often	0	0	111	90	0.0%	0.0%	7.4%	15.8%
5 Very Often	0	0	83	48	0.0%	0.0%	5.5%	8.4%
-9 Missing	748	752	223	48	100.0%	100.0%	14.9%	8.4%
-8 Not applicable	0	0	0	0	0.0%	0.0%	0.0%	0.0%
-7 Don't know	0	0	0	0	0.0%	0.0%	0.0%	0.0%
-6 Refused	0	0	0	0	0.0%	0.0%	0.0%	0.0%
-5 Logical skip	0	0	765	0	0.0%	0.0%	51.0%	0.0%
Total	748	752	1501	571	100.0%	100.0%	100.0%	100.0%

[UA 2304 ALL] Trying to influence policy how often ask members to call or send letters to gov (WA: Q24d, DC: q18 d, US1: q17@17 a)

	DC (US-JIGS1)	NC (US-JIGS1)	SEA (US-JIGS2)	DC (US-JIGS2)	DC (US-JIGS1)	NC (US-JIGS1)	SEA (US-JIGS2)	DC (US-JIGS2)
1 Never	165	454	114	237	22.1%	60.4%	7.6%	41.5%
2 Seldom	307	161	54	65	41.0%	21.4%	3.6%	11.4%
3 Sometimes	126	25	152	110	16.8%	3.3%	10.1%	19.3%
4 Often	53	10	101	58	7.1%	1.3%	6.7%	10.2%
5 Very Often	29	13	96	49	3.9%	1.7%	6.4%	8.6%
-9 Missing	68	89	221	52	9.1%	11.8%	14.7%	9.1%
-8 Not applicable	0	0	0	0	0.0%	0.0%	0.0%	0.0%
-7 Don't know	0	0	0	0	0.0%	0.0%	0.0%	0.0%
-6 Refused	0	0	0	0	0.0%	0.0%	0.0%	0.0%
-5 Logical skip	0	0	763	0	0.0%	0.0%	50.8%	0.0%
Total	748	752	1501	571	100.0%	100.0%	100.0%	100.0%

[UA 2305 US2] Trying to influence policy how often solicit signatures (WA: Q24e, DC: q18 e, US1: N/A)

	DC (US-JIGS1)	NC (US-JIGS1)	SEA (US-JIGS2)	DC (US-JIGS2)	DC (US-JIGS1)	NC (US-JIGS1)	SEA (US-JIGS2)	DC (US-JIGS2)
1 Never	0	0	284	337	0.0%	0.0%	18.9%	59.0%
2 Seldom	0	0	103	62	0.0%	0.0%	6.9%	10.9%
3 Sometimes	0	0	77	66	0.0%	0.0%	5.1%	11.6%
4 Often	0	0	33	31	0.0%	0.0%	2.2%	5.4%
5 Very Often	0	0	16	18	0.0%	0.0%	1.1%	3.2%
-9 Missing	748	752	223	57	100.0%	100.0%	14.9%	10.0%
-8 Not applicable	0	0	0	0	0.0%	0.0%	0.0%	0.0%
-7 Don't know	0	0	0	0	0.0%	0.0%	0.0%	0.0%
-6 Refused	0	0	0	0	0.0%	0.0%	0.0%	0.0%
-5 Logical skip	0	0	765	0	0.0%	0.0%	51.0%	0.0%
Total	748	752	1501	571	100.0%	100.0%	100.0%	100.0%

[UA 2306 US2] Trying to influence policy how often attend meetings (WA: Q24f, DC: q18 f, US1: N/A)

	DC (US-JIGS1)	NC (US-JIGS1)	SEA (US-JIGS2)	DC (US-JIGS2)	DC (US-JIGS1)	NC (US-JIGS1)	SEA (US-JIGS2)	DC (US-JIGS2)
1 Never	0	0	75	162	0.0%	0.0%	5.0%	28.4%
2 Seldom	0	0	57	53	0.0%	0.0%	3.8%	9.3%
3 Sometimes	0	0	183	129	0.0%	0.0%	12.2%	22.6%
4 Often	0	0	120	113	0.0%	0.0%	8.0%	19.8%
5 Very Often	0	0	81	70	0.0%	0.0%	5.4%	12.3%
-9 Missing	748	752	222	44	100.0%	100.0%	14.8%	7.7%
-8 Not applicable	0	0	0	0	0.0%	0.0%	0.0%	0.0%
-7 Don't know	0	0	0	0	0.0%	0.0%	0.0%	0.0%
-6 Refused	0	0	0	0	0.0%	0.0%	0.0%	0.0%
-5 Logical skip	0	0	763	0	0.0%	0.0%	50.8%	0.0%
Total	748	752	1501	571	100.0%	100.0%	100.0%	100.0%

[UA 2307 US2] Trying to influence policy how often direct actions (WA: Q24g, DC: q18 g, US1: N/A)

	DC (US-JIGS1)	NC (US-JIGS1)	SEA (US-JIGS2)	DC (US-JIGS2)	DC (US-JIGS1)	NC (US-JIGS1)	SEA (US-JIGS2)	DC (US-JIGS2)
1 Never	0	0	373	403	0.0%	0.0%	24.9%	70.6%
2 Seldom	0	0	75	59	0.0%	0.0%	5.0%	10.3%
3 Sometimes	0	0	51	28	0.0%	0.0%	3.4%	4.9%
4 Often	0	0	8	14	0.0%	0.0%	0.5%	2.5%
5 Very Often	0	0	6	5	0.0%	0.0%	0.4%	0.9%
-9 Missing	748	752	224	62	100.0%	100.0%	14.9%	10.9%
-8 Not applicable	0	0	0	0	0.0%	0.0%	0.0%	0.0%
-7 Don't know	0	0	0	0	0.0%	0.0%	0.0%	0.0%
-6 Refused	0	0	0	0	0.0%	0.0%	0.0%	0.0%
-5 Logical skip	0	0	764	0	0.0%	0.0%	50.9%	0.0%
Total	748	752	1501	571	100.0%	100.0%	100.0%	100.0%

[UA 2308 ALL] Trying to influence policy how often provide media with information (WA: Q24h, DC: q18 h, US1: q17@17 g)

	DC (US-JIGS1)	NC (US-JIGS1)	SEA (US-JIGS2)	DC (US-JIGS2)	DC (US-JIGS1)	NC (US-JIGS1)	SEA (US-JIGS2)	DC (US-JIGS2)
1 Never	428	531	143	221	57.2%	70.6%	9.5%	38.7%
2 Seldom	176	98	108	69	23.5%	13.0%	7.2%	12.1%
3 Sometimes	50	18	151	124	6.7%	2.4%	10.1%	21.7%
4 Often	18	10	79	57	2.4%	1.3%	5.3%	10.0%
5 Very Often	4	5	31	52	0.5%	0.7%	2.1%	9.1%
-9 Missing	72	90	223	48	9.6%	12.0%	14.9%	8.4%
-8 Not applicable	0	0	0	0	0.0%	0.0%	0.0%	0.0%
-7 Don't know	0	0	0	0	0.0%	0.0%	0.0%	0.0%
-6 Refused	0	0	0	0	0.0%	0.0%	0.0%	0.0%
-5 Logical skip	0	0	766	0	0.0%	0.0%	51.0%	0.0%
Total	748	752	1501	571	100.0%	100.0%	100.0%	100.0%

[UA_2309_US2] Trying to influence policy how often make statements at press conference (WA: Q24i, DC: q18_i, US1: N/A)

	DC (US-JIGS1)	NC (US-JIGS1)	SEA (US-JIGS2)	DC (US-JIGS2)	DC (US-JIGS1)	NC (US-JIGS1)	SEA (US-JIGS2)	DC (US-JIGS2)
1 Never	0	0	249	305	0.0%	0.0%	16.6%	53.4%
2 Seldom	0	0	117	72	0.0%	0.0%	7.8%	12.6%
3 Sometimes	0	0	103	89	0.0%	0.0%	6.9%	15.6%
4 Often	0	0	31	32	0.0%	0.0%	2.1%	5.6%
5 Very Often	0	0	11	20	0.0%	0.0%	0.7%	3.5%
-9 Missing	748	752	224	53	100.0%	100.0%	14.9%	9.3%
-8 Not applicable	0	0	0	0	0.0%	0.0%	0.0%	0.0%
-7 Don't know	0	0	0	0	0.0%	0.0%	0.0%	0.0%
-6 Refused	0	0	0	0	0.0%	0.0%	0.0%	0.0%
-5 Logical skip	0	0	766	0	0.0%	0.0%	51.0%	0.0%
Total	748	752	1501	571	100.0%	100.0%	100.0%	100.0%

[UA_2310_ALL] Trying to influence policy how often place opinion ads in TV, newspapers, magazine (WA: Q24j, DC: q18_j, US1: q17@17_i)

	DC (US-JIGS1)	NC (US-JIGS1)	SEA (US-JIGS2)	DC (US-JIGS2)	DC (US-JIGS1)	NC (US-JIGS1)	SEA (US-JIGS2)	DC (US-JIGS2)
1 Never	253	492	346	376	33.8%	65.4%	23.1%	65.8%
2 Seldom	240	124	82	52	32.1%	16.5%	5.5%	9.1%
3 Sometimes	107	25	57	60	14.3%	3.3%	3.8%	10.5%
4 Often	47	13	18	19	6.3%	1.7%	1.2%	3.3%
5 Very Often	30	10	7	7	4.0%	1.3%	0.5%	1.2%
-9 Missing	71	88	224	57	9.5%	11.7%	14.9%	10.0%
-8 Not applicable	0	0	0	0	0.0%	0.0%	0.0%	0.0%
-7 Don't know	0	0	0	0	0.0%	0.0%	0.0%	0.0%
-6 Refused	0	0	0	0	0.0%	0.0%	0.0%	0.0%
-5 Logical skip	0	0	767	0	0.0%	0.0%	51.1%	0.0%
Total	748	752	1501	571	100.0%	100.0%	100.0%	100.0%

[UA_2311_ALL] Trying to influence policy how often form an alliance with other groups (WA: Q24k, DC: q18_k, US1: q17@17_h)

	DC (US-JIGS1)	NC (US-JIGS1)	SEA (US-JIGS2)	DC (US-JIGS2)	DC (US-JIGS1)	NC (US-JIGS1)	SEA (US-JIGS2)	DC (US-JIGS2)
1 Never	484	583	121	207	64.7%	77.5%	8.1%	36.3%
2 Seldom	153	55	71	54	20.5%	7.3%	4.7%	9.5%
3 Sometimes	23	15	147	113	3.1%	2.0%	9.8%	19.8%
4 Often	8	5	96	77	1.1%	0.7%	6.4%	13.5%
5 Very Often	4	5	79	72	0.5%	0.7%	5.3%	12.6%
-9 Missing	76	89	222	48	10.2%	11.8%	14.8%	8.4%
-8 Not applicable	0	0	0	0	0.0%	0.0%	0.0%	0.0%
-7 Don't know	0	0	0	0	0.0%	0.0%	0.0%	0.0%
-6 Refused	0	0	0	0	0.0%	0.0%	0.0%	0.0%
-5 Logical skip	0	0	765	0	0.0%	0.0%	51.0%	0.0%
Total	748	752	1501	571	100.0%	100.0%	100.0%	100.0%

[UA_2312_ALL] Trying to influence policy how often seek the involvement of influential local figures (WA: Q24l, DC: q18_l, US1: q17@17_j)

	DC (US-JIGS1)	NC (US-JIGS1)	SEA (US-JIGS2)	DC (US-JIGS2)	DC (US-JIGS1)	NC (US-JIGS1)	SEA (US-JIGS2)	DC (US-JIGS2)
1 Never	143	367	126	246	19.1%	48.8%	8.4%	43.1%
2 Seldom	212	178	72	71	28.3%	23.7%	4.8%	12.4%
3 Sometimes	138	67	171	117	18.4%	8.9%	11.4%	20.5%
4 Often	120	32	79	61	16.0%	4.3%	5.3%	10.7%
5 Very Often	67	17	61	26	9.0%	2.3%	4.1%	4.6%
-9 Missing	68	91	226	50	9.1%	12.1%	15.1%	8.8%
-8 Not applicable	0	0	0	0	0.0%	0.0%	0.0%	0.0%
-7 Don't know	0	0	0	0	0.0%	0.0%	0.0%	0.0%
-6 Refused	0	0	0	0	0.0%	0.0%	0.0%	0.0%
-5 Logical skip	0	0	766	0	0.0%	0.0%	51.0%	0.0%
Total	748	752	1501	571	100.0%	100.0%	100.0%	100.0%

UA24	US-WA-JIGS2	Q25. What is the relationship between your organization and the government?
	US-DC-JIGS2	Q05. What is the relationship between your organization and the various levels of government?
	US-JIGS1	-

[UA_240101_US2] National gov authorize our legal status (WA: Q25a_1, DC: q05_a_1, US1: N/A)

	DC (US-JIGS1)	NC (US-JIGS1)	SEA (US-JIGS2)	DC (US-JIGS2)	DC (US-JIGS1)	NC (US-JIGS1)	SEA (US-JIGS2)	DC (US-JIGS2)
0 No	0	0	233	317	0.0%	0.0%	15.5%	55.5%
1 Yes	0	0	231	254	0.0%	0.0%	15.4%	44.5%
-9 Missing	748	752	227	0	100.0%	100.0%	15.1%	0.0%
-8 Not applicable	0	0	0	0	0.0%	0.0%	0.0%	0.0%
-7 Don't know	0	0	0	0	0.0%	0.0%	0.0%	0.0%
-6 Refused	0	0	0	0	0.0%	0.0%	0.0%	0.0%
-5 Logical skip	0	0	810	0	0.0%	0.0%	54.0%	0.0%
Total	748	752	1501	571	100.0%	100.0%	100.0%	100.0%

[UA_240102_US2] State gov authorize our legal status (WA: Q25a_2, DC: q05_a_2, US1: N/A)

	DC (US-JIGS1)	NC (US-JIGS1)	SEA (US-JIGS2)	DC (US-JIGS2)	DC (US-JIGS1)	NC (US-JIGS1)	SEA (US-JIGS2)	DC (US-JIGS2)
0 No	0	0	174	356	0.0%	0.0%	11.6%	62.3%
1 Yes	0	0	318	215	0.0%	0.0%	21.2%	37.7%
-9 Missing	748	752	227	0	100.0%	100.0%	15.1%	0.0%
-8 Not applicable	0	0	0	0	0.0%	0.0%	0.0%	0.0%
-7 Don't know	0	0	0	0	0.0%	0.0%	0.0%	0.0%
-6 Refused	0	0	0	0	0.0%	0.0%	0.0%	0.0%
-5 Logical skip	0	0	782	0	0.0%	0.0%	52.1%	0.0%
Total	748	752	1501	571	100.0%	100.0%	100.0%	100.0%

[UA_240103_US2] Local gov authorize our legal status (WA: Q25a_3, DC: q05_a_3, US1: N/A)

	DC (US-JIGS1)	NC (US-JIGS1)	SEA (US-JIGS2)	DC (US-JIGS2)	DC (US-JIGS1)	NC (US-JIGS1)	SEA (US-JIGS2)	DC (US-JIGS2)
0 No	0	0	374	456	0.0%	0.0%	24.9%	79.9%
1 Yes	0	0	70	115	0.0%	0.0%	4.7%	20.1%
-9 Missing	748	752	227	0	100.0%	100.0%	15.1%	0.0%
-8 Not applicable	0	0	0	0	0.0%	0.0%	0.0%	0.0%
-7 Don't know	0	0	0	0	0.0%	0.0%	0.0%	0.0%
-6 Refused	0	0	0	0	0.0%	0.0%	0.0%	0.0%
-5 Logical skip	0	0	830	0	0.0%	0.0%	55.3%	0.0%
Total	748	752	1501	571	100.0%	100.0%	100.0%	100.0%

[UA_240201_US2] National gov regulate our activities (WA: Q25b_1, DC: q05_b_1, US1: N/A)

	DC (US-JIGS1)	NC (US-JIGS1)	SEA (US-JIGS2)	DC (US-JIGS2)	DC (US-JIGS1)	NC (US-JIGS1)	SEA (US-JIGS2)	DC (US-JIGS2)
0 No	0	0	320	433	0.0%	0.0%	21.3%	75.8%
1 Yes	0	0	136	138	0.0%	0.0%	9.1%	24.2%
-9 Missing	748	752	227	0	100.0%	100.0%	15.1%	0.0%
-8 Not applicable	0	0	0	0	0.0%	0.0%	0.0%	0.0%
-7 Don't know	0	0	0	0	0.0%	0.0%	0.0%	0.0%
-6 Refused	0	0	0	0	0.0%	0.0%	0.0%	0.0%
-5 Logical skip	0	0	818	0	0.0%	0.0%	54.5%	0.0%
Total	748	752	1501	571	100.0%	100.0%	100.0%	100.0%

[UA_240202_US2] State gov regulate our activities (WA: Q25b_2, DC: q05_b_2, US1: N/A)

	DC (US-JIGS1)	NC (US-JIGS1)	SEA (US-JIGS2)	DC (US-JIGS2)	DC (US-JIGS1)	NC (US-JIGS1)	SEA (US-JIGS2)	DC (US-JIGS2)
0 No	0	0	256	447	0.0%	0.0%	17.1%	78.3%
1 Yes	0	0	208	124	0.0%	0.0%	13.9%	21.7%
-9 Missing	748	752	227	0	100.0%	100.0%	15.1%	0.0%
-8 Not applicable	0	0	0	0	0.0%	0.0%	0.0%	0.0%
-7 Don't know	0	0	0	0	0.0%	0.0%	0.0%	0.0%
-6 Refused	0	0	0	0	0.0%	0.0%	0.0%	0.0%
-5 Logical skip	0	0	810	0	0.0%	0.0%	54.0%	0.0%
Total	748	752	1501	571	100.0%	100.0%	100.0%	100.0%

[UA 240203 US2] Local gov regulate activities (WA: Q25b 3, DC: q05 b 3, US1: N/A)

	DC (US-JIGS1)	NC (US-JIGS1)	SEA (US-JIGS2)	DC (US-JIGS2)	DC (US-JIGS1)	NC (US-JIGS1)	SEA (US-JIGS2)	DC (US-JIGS2)
0 No	0	0	352	487	0.0%	0.0%	23.5%	85.3%
1 Yes	0	0	92	84	0.0%	0.0%	6.1%	14.7%
-9 Missing	748	752	227	0	100.0%	100.0%	15.1%	0.0%
-8 Not applicable	0	0	0	0	0.0%	0.0%	0.0%	0.0%
-7 Don't know	0	0	0	0	0.0%	0.0%	0.0%	0.0%
-6 Refused	0	0	0	0	0.0%	0.0%	0.0%	0.0%
-5 Logical skip	0	0	830	0	0.0%	0.0%	55.3%	0.0%
Total	748	752	1501	571	100.0%	100.0%	100.0%	100.0%

[UA 240301 US2] We provide services desired by the national gov. (WA: Q25c 1, DC: q05 c 1, US1: N/A)

	DC (US-JIGS1)	NC (US-JIGS1)	SEA (US-JIGS2)	DC (US-JIGS2)	DC (US-JIGS1)	NC (US-JIGS1)	SEA (US-JIGS2)	DC (US-JIGS2)
0 No	0	0	351	454	0.0%	0.0%	23.4%	79.5%
1 Yes	0	0	90	117	0.0%	0.0%	6.0%	20.5%
-9 Missing	748	752	227	0	100.0%	100.0%	15.1%	0.0%
-8 Not applicable	0	0	0	0	0.0%	0.0%	0.0%	0.0%
-7 Don't know	0	0	0	0	0.0%	0.0%	0.0%	0.0%
-6 Refused	0	0	0	0	0.0%	0.0%	0.0%	0.0%
-5 Logical skip	0	0	833	0	0.0%	0.0%	55.5%	0.0%
Total	748	752	1501	571	100.0%	100.0%	100.0%	100.0%

[UA 240302 US2] We provide services desired by the state gov. (WA: Q25c 2, DC: q05 c 2, US1: N/A)

	DC (US-JIGS1)	NC (US-JIGS1)	SEA (US-JIGS2)	DC (US-JIGS2)	DC (US-JIGS1)	NC (US-JIGS1)	SEA (US-JIGS2)	DC (US-JIGS2)
0 No	0	0	302	461	0.0%	0.0%	20.1%	80.7%
1 Yes	0	0	146	110	0.0%	0.0%	9.7%	19.3%
-9 Missing	748	752	227	0	100.0%	100.0%	15.1%	0.0%
-8 Not applicable	0	0	0	0	0.0%	0.0%	0.0%	0.0%
-7 Don't know	0	0	0	0	0.0%	0.0%	0.0%	0.0%
-6 Refused	0	0	0	0	0.0%	0.0%	0.0%	0.0%
-5 Logical skip	0	0	826	0	0.0%	0.0%	55.0%	0.0%
Total	748	752	1501	571	100.0%	100.0%	100.0%	100.0%

[UA 240303 US2] We provide services desired by the local gov. (WA: Q25c 3, DC: q05 c 3, US1: N/A)

	DC (US-JIGS1)	NC (US-JIGS1)	SEA (US-JIGS2)	DC (US-JIGS2)	DC (US-JIGS1)	NC (US-JIGS1)	SEA (US-JIGS2)	DC (US-JIGS2)
0 No	0	0	261	412	0.0%	0.0%	17.4%	72.2%
1 Yes	0	0	184	159	0.0%	0.0%	12.3%	27.8%
-9 Missing	748	752	227	0	100.0%	100.0%	15.1%	0.0%
-8 Not applicable	0	0	0	0	0.0%	0.0%	0.0%	0.0%
-7 Don't know	0	0	0	0	0.0%	0.0%	0.0%	0.0%
-6 Refused	0	0	0	0	0.0%	0.0%	0.0%	0.0%
-5 Logical skip	0	0	829	0	0.0%	0.0%	55.2%	0.0%
Total	748	752	1501	571	100.0%	100.0%	100.0%	100.0%

[UA 240401 US2] We monitor national gov policies/implementation (WA: Q25d 1, DC: q05 d 1, US1: N/A)

	DC (US-JIGS1)	NC (US-JIGS1)	SEA (US-JIGS2)	DC (US-JIGS2)	DC (US-JIGS1)	NC (US-JIGS1)	SEA (US-JIGS2)	DC (US-JIGS2)
0 No	0	0	316	392	0.0%	0.0%	21.1%	68.7%
1 Yes	0	0	128	179	0.0%	0.0%	8.5%	31.3%
-9 Missing	748	752	227	0	100.0%	100.0%	15.1%	0.0%
-8 Not applicable	0	0	0	0	0.0%	0.0%	0.0%	0.0%
-7 Don't know	0	0	0	0	0.0%	0.0%	0.0%	0.0%
-6 Refused	0	0	0	0	0.0%	0.0%	0.0%	0.0%
-5 Logical skip	0	0	830	0	0.0%	0.0%	55.3%	0.0%
Total	748	752	1501	571	100.0%	100.0%	100.0%	100.0%

[UA 240402 US2] We monitor state gov policies/implementation (WA: Q25d 2, DC: q05 d 2, US1: N/A)

	DC (US-JIGS1)	NC (US-JIGS1)	SEA (US-JIGS2)	DC (US-JIGS2)	DC (US-JIGS1)	NC (US-JIGS1)	SEA (US-JIGS2)	DC (US-JIGS2)
0 No	0	0	254	453	0.0%	0.0%	16.9%	79.3%
1 Yes	0	0	191	118	0.0%	0.0%	12.7%	20.7%
-9 Missing	748	752	227	0	100.0%	100.0%	15.1%	0.0%
-8 Not applicable	0	0	0	0	0.0%	0.0%	0.0%	0.0%
-7 Don't know	0	0	0	0	0.0%	0.0%	0.0%	0.0%
-6 Refused	0	0	0	0	0.0%	0.0%	0.0%	0.0%
-5 Logical skip	0	0	829	0	0.0%	0.0%	55.2%	0.0%
Total	748	752	1501	571	100.0%	100.0%	100.0%	100.0%

[UA 240403 US2] We monitor local gov policies/implementation (WA: Q25d 3, DC: q05 d 3, US1: N/A)

	DC (US-JIGS1)	NC (US-JIGS1)	SEA (US-JIGS2)	DC (US-JIGS2)	DC (US-JIGS1)	NC (US-JIGS1)	SEA (US-JIGS2)	DC (US-JIGS2)
0 No	0	0	265	462	0.0%	0.0%	17.7%	80.9%
1 Yes	0	0	179	109	0.0%	0.0%	11.9%	19.1%
-9 Missing	748	752	227	0	100.0%	100.0%	15.1%	0.0%
-8 Not applicable	0	0	0	0	0.0%	0.0%	0.0%	0.0%
-7 Don't know	0	0	0	0	0.0%	0.0%	0.0%	0.0%
-6 Refused	0	0	0	0	0.0%	0.0%	0.0%	0.0%
-5 Logical skip	0	0	830	0	0.0%	0.0%	55.3%	0.0%
Total	748	752	1501	571	100.0%	100.0%	100.0%	100.0%

[UA 240501 US2] We receive grants or contract from national gov (WA: Q25e 1, DC: q05 e 1, US1: N/A)

	DC (US-JIGS1)	NC (US-JIGS1)	SEA (US-JIGS2)	DC (US-JIGS2)	DC (US-JIGS1)	NC (US-JIGS1)	SEA (US-JIGS2)	DC (US-JIGS2)
0 No	0	0	353	428	0.0%	0.0%	23.5%	75.0%
1 Yes	0	0	89	143	0.0%	0.0%	5.9%	25.0%
-9 Missing	748	752	227	0	100.0%	100.0%	15.1%	0.0%
-8 Not applicable	0	0	0	0	0.0%	0.0%	0.0%	0.0%
-7 Don't know	0	0	0	0	0.0%	0.0%	0.0%	0.0%
-6 Refused	0	0	0	0	0.0%	0.0%	0.0%	0.0%
-5 Logical skip	0	0	832	0	0.0%	0.0%	55.4%	0.0%
Total	748	752	1501	571	100.0%	100.0%	100.0%	100.0%

[UA 240502 US2] We receive grants or contract from state gov (WA: Q25e 2, DC: q05 e 2, US1: N/A)

	DC (US-JIGS1)	NC (US-JIGS1)	SEA (US-JIGS2)	DC (US-JIGS2)	DC (US-JIGS1)	NC (US-JIGS1)	SEA (US-JIGS2)	DC (US-JIGS2)
0 No	0	0	305	477	0.0%	0.0%	20.3%	83.5%
1 Yes	0	0	137	94	0.0%	0.0%	9.1%	16.5%
-9 Missing	748	752	227	0	100.0%	100.0%	15.1%	0.0%
-8 Not applicable	0	0	0	0	0.0%	0.0%	0.0%	0.0%
-7 Don't know	0	0	0	0	0.0%	0.0%	0.0%	0.0%
-6 Refused	0	0	0	0	0.0%	0.0%	0.0%	0.0%
-5 Logical skip	0	0	832	0	0.0%	0.0%	55.4%	0.0%
Total	748	752	1501	571	100.0%	100.0%	100.0%	100.0%

[UA 240503 US2] We receive grants or contract from local gov (WA: Q25e 3, DC: q05 e 3, US1: N/A)

	DC (US-JIGS1)	NC (US-JIGS1)	SEA (US-JIGS2)	DC (US-JIGS2)	DC (US-JIGS1)	NC (US-JIGS1)	SEA (US-JIGS2)	DC (US-JIGS2)
0 No	0	0	293	450	0.0%	0.0%	19.5%	78.8%
1 Yes	0	0	151	121	0.0%	0.0%	10.1%	21.2%
-9 Missing	748	752	227	0	100.0%	100.0%	15.1%	0.0%
-8 Not applicable	0	0	0	0	0.0%	0.0%	0.0%	0.0%
-7 Don't know	0	0	0	0	0.0%	0.0%	0.0%	0.0%
-6 Refused	0	0	0	0	0.0%	0.0%	0.0%	0.0%
-5 Logical skip	0	0	830	0	0.0%	0.0%	55.3%	0.0%
Total	748	752	1501	571	100.0%	100.0%	100.0%	100.0%

[UA 240601 US2] We receive in-kind assistance from national gov (WA: Q25f 1, DC: q05 f 1, US1: N/A)

	DC (US-JIGS1)	NC (US-JIGS1)	SEA (US-JIGS2)	DC (US-JIGS2)	DC (US-JIGS1)	NC (US-JIGS1)	SEA (US-JIGS2)	DC (US-JIGS2)
0 No	0	0	418	536	0.0%	0.0%	27.8%	93.9%
1 Yes	0	0	20	35	0.0%	0.0%	1.3%	6.1%
-9 Missing	748	752	227	0	100.0%	100.0%	15.1%	0.0%
-8 Not applicable	0	0	0	0	0.0%	0.0%	0.0%	0.0%
-7 Don't know	0	0	0	0	0.0%	0.0%	0.0%	0.0%
-6 Refused	0	0	0	0	0.0%	0.0%	0.0%	0.0%
-5 Logical skip	0	0	836	0	0.0%	0.0%	55.7%	0.0%
Total	748	752	1501	571	100.0%	100.0%	100.0%	100.0%

[UA 240602 US2] We receive in-kind assistance from state gov (WA: Q25f 2, DC: q05 f 2, US1: N/A)

	DC (US-JIGS1)	NC (US-JIGS1)	SEA (US-JIGS2)	DC (US-JIGS2)	DC (US-JIGS1)	NC (US-JIGS1)	SEA (US-JIGS2)	DC (US-JIGS2)
0 No	0	0	392	541	0.0%	0.0%	26.1%	94.7%
1 Yes	0	0	47	30	0.0%	0.0%	3.1%	5.3%
-9 Missing	748	752	227	0	100.0%	100.0%	15.1%	0.0%
-8 Not applicable	0	0	0	0	0.0%	0.0%	0.0%	0.0%
-7 Don't know	0	0	0	0	0.0%	0.0%	0.0%	0.0%
-6 Refused	0	0	0	0	0.0%	0.0%	0.0%	0.0%
-5 Logical skip	0	0	835	0	0.0%	0.0%	55.6%	0.0%
Total	748	752	1501	571	100.0%	100.0%	100.0%	100.0%

[UA 240603 US2] We receive in-kind assistance from local gov (WA: Q25f 3, DC: q05 f 3, US1: N/A)

	DC (US-JIGS1)	NC (US-JIGS1)	SEA (US-JIGS2)	DC (US-JIGS2)	DC (US-JIGS1)	NC (US-JIGS1)	SEA (US-JIGS2)	DC (US-JIGS2)
0 No	0	0	349	503	0.0%	0.0%	23.3%	88.1%
1 Yes	0	0	92	68	0.0%	0.0%	6.1%	11.9%
-9 Missing	748	752	227	0	100.0%	100.0%	15.1%	0.0%
-8 Not applicable	0	0	0	0	0.0%	0.0%	0.0%	0.0%
-7 Don't know	0	0	0	0	0.0%	0.0%	0.0%	0.0%
-6 Refused	0	0	0	0	0.0%	0.0%	0.0%	0.0%
-5 Logical skip	0	0	833	0	0.0%	0.0%	55.5%	0.0%
Total	748	752	1501	571	100.0%	100.0%	100.0%	100.0%

[UA 240701 US2] We try to influence national gov policy (WA: Q25g 1, DC: q05 g 1, US1: N/A)

	DC (US-JIGS1)	NC (US-JIGS1)	SEA (US-JIGS2)	DC (US-JIGS2)	DC (US-JIGS1)	NC (US-JIGS1)	SEA (US-JIGS2)	DC (US-JIGS2)
0 No	0	0	283	411	0.0%	0.0%	18.9%	72.0%
1 Yes	0	0	157	160	0.0%	0.0%	10.5%	28.0%
-9 Missing	748	752	227	0	100.0%	100.0%	15.1%	0.0%
-8 Not applicable	0	0	0	0	0.0%	0.0%	0.0%	0.0%
-7 Don't know	0	0	0	0	0.0%	0.0%	0.0%	0.0%
-6 Refused	0	0	0	0	0.0%	0.0%	0.0%	0.0%
-5 Logical skip	0	0	834	0	0.0%	0.0%	55.6%	0.0%
Total	748	752	1501	571	100.0%	100.0%	100.0%	100.0%

[UA 240702 US2] We try to influence state gov policy (WA: Q25g 2, DC: q05 g 2, US1: N/A)

	DC (US-JIGS1)	NC (US-JIGS1)	SEA (US-JIGS2)	DC (US-JIGS2)	DC (US-JIGS1)	NC (US-JIGS1)	SEA (US-JIGS2)	DC (US-JIGS2)
0 No	0	0	198	454	0.0%	0.0%	13.2%	79.5%
1 Yes	0	0	245	117	0.0%	0.0%	16.3%	20.5%
-9 Missing	748	752	227	0	100.0%	100.0%	15.1%	0.0%
-8 Not applicable	0	0	0	0	0.0%	0.0%	0.0%	0.0%
-7 Don't know	0	0	0	0	0.0%	0.0%	0.0%	0.0%
-6 Refused	0	0	0	0	0.0%	0.0%	0.0%	0.0%
-5 Logical skip	0	0	831	0	0.0%	0.0%	55.4%	0.0%
Total	748	752	1501	571	100.0%	100.0%	100.0%	100.0%

[UA 240703 US2] We try to influence local gov policy (WA: Q25g 3, DC: q05 g 3, US1: N/A)

	DC (US-JIGS1)	NC (US-JIGS1)	SEA (US-JIGS2)	DC (US-JIGS2)	DC (US-JIGS1)	NC (US-JIGS1)	SEA (US-JIGS2)	DC (US-JIGS2)
0 No	0	0	215	452	0.0%	0.0%	14.3%	79.2%
1 Yes	0	0	226	119	0.0%	0.0%	15.1%	20.8%
-9 Missing	748	752	227	0	100.0%	100.0%	15.1%	0.0%
-8 Not applicable	0	0	0	0	0.0%	0.0%	0.0%	0.0%
-7 Don't know	0	0	0	0	0.0%	0.0%	0.0%	0.0%
-6 Refused	0	0	0	0	0.0%	0.0%	0.0%	0.0%
-5 Logical skip	0	0	833	0	0.0%	0.0%	55.5%	0.0%
Total	748	752	1501	571	100.0%	100.0%	100.0%	100.0%

UA25 | US-WA-JIGS2 | Q26. Does your organization make requests directly to the government?
 US-DC-JIGS2 | Q21. Does your organization make requests directly to the government (federal, state, local)?
 US-JIGS1 | Q17. When your organization tries to influence the federal policy, how often does it?

[UA_25_US2] Does your org make request directly to gov? (WA: Q26, DC: q21, US1: N/A)

	DC (US-JIGS1)	NC (US-JIGS1)	SEA (US-JIGS2)	DC (US-JIGS2)	DC (US-JIGS1)	NC (US-JIGS1)	SEA (US-JIGS2)	DC (US-JIGS2)
0 No	0	0	874	293	0.0%	0.0%	58.2%	51.3%
1 Yes	0	0	382	253	0.0%	0.0%	25.4%	44.3%
-9 Missing	748	752	245	25	100.0%	100.0%	16.3%	4.4%
-8 Not applicable	0	0	0	0	0.0%	0.0%	0.0%	0.0%
-7 Don't know	0	0	0	0	0.0%	0.0%	0.0%	0.0%
-6 Refused	0	0	0	0	0.0%	0.0%	0.0%	0.0%
-5 Logical skip	0	0	0	0	0.0%	0.0%	0.0%	0.0%
Total	748	752	1501	571	100.0%	100.0%	100.0%	100.0%

[UA_2501_US2] How often you approach mayor or king county (WA: Q26a 1, DC: q21a a, US1: N/A)

	DC (US-JIGS1)	NC (US-JIGS1)	SEA (US-JIGS2)	DC (US-JIGS2)	DC (US-JIGS1)	NC (US-JIGS1)	SEA (US-JIGS2)	DC (US-JIGS2)
1 Never	0	0	137	90	0.0%	0.0%	9.1%	15.8%
2 Seldom	0	0	101	43	0.0%	0.0%	6.7%	7.5%
3 Sometimes	0	0	110	69	0.0%	0.0%	7.3%	12.1%
4 Often	0	0	37	24	0.0%	0.0%	2.5%	4.2%
5 Very Often	0	0	13	9	0.0%	0.0%	0.9%	1.6%
-9 Missing	748	752	241	18	100.0%	100.0%	16.1%	3.2%
-8 Not applicable	0	0	0	318	0.0%	0.0%	0.0%	55.7%
-7 Don't know	0	0	0	0	0.0%	0.0%	0.0%	0.0%
-6 Refused	0	0	0	0	0.0%	0.0%	0.0%	0.0%
-5 Logical skip	0	0	862	0	0.0%	0.0%	57.4%	0.0%
Total	748	752	1501	571	100.0%	100.0%	100.0%	100.0%

[UA_2502_US2] How often you approach city or king county council (WA: Q26a 2, DC: q21a b, US1: N/A)

	DC (US-JIGS1)	NC (US-JIGS1)	SEA (US-JIGS2)	DC (US-JIGS2)	DC (US-JIGS1)	NC (US-JIGS1)	SEA (US-JIGS2)	DC (US-JIGS2)
1 Never	0	0	119	78	0.0%	0.0%	7.9%	13.7%
2 Seldom	0	0	89	38	0.0%	0.0%	5.9%	6.7%
3 Sometimes	0	0	110	71	0.0%	0.0%	7.3%	12.4%
4 Often	0	0	58	36	0.0%	0.0%	3.9%	6.3%
5 Very Often	0	0	21	14	0.0%	0.0%	1.4%	2.5%
-9 Missing	748	752	241	16	100.0%	100.0%	16.1%	2.8%
-8 Not applicable	0	0	0	318	0.0%	0.0%	0.0%	55.7%
-7 Don't know	0	0	0	0	0.0%	0.0%	0.0%	0.0%
-6 Refused	0	0	0	0	0.0%	0.0%	0.0%	0.0%
-5 Logical skip	0	0	863	0	0.0%	0.0%	57.5%	0.0%
Total	748	752	1501	571	100.0%	100.0%	100.0%	100.0%

[UA_2503_WA] How often you approach Dept or neighborhoods? (WA: Q26a 3, DC: N/A, US1: N/A)

	DC (US-JIGS1)	NC (US-JIGS1)	SEA (US-JIGS2)	DC (US-JIGS2)	DC (US-JIGS1)	NC (US-JIGS1)	SEA (US-JIGS2)	DC (US-JIGS2)
1 Never	0	0	240	0	0.0%	0.0%	16.0%	0.0%
2 Seldom	0	0	67	0	0.0%	0.0%	4.5%	0.0%
3 Sometimes	0	0	64	0	0.0%	0.0%	4.3%	0.0%
4 Often	0	0	13	0	0.0%	0.0%	0.9%	0.0%
5 Very Often	0	0	9	0	0.0%	0.0%	0.6%	0.0%
-9 Missing	748	752	245	571	100.0%	100.0%	16.3%	100.0%
-8 Not applicable	0	0	0	0	0.0%	0.0%	0.0%	0.0%
-7 Don't know	0	0	0	0	0.0%	0.0%	0.0%	0.0%
-6 Refused	0	0	0	0	0.0%	0.0%	0.0%	0.0%
-5 Logical skip	0	0	863	0	0.0%	0.0%	57.5%	0.0%
Total	748	752	1501	571	100.0%	100.0%	100.0%	100.0%

[UA_2504_US2] How often you approach other city gov unit? (WA: Q26a_4, DC: q21a_c, US1: N/A)

	DC (US-JIGS1)	NC (US-JIGS1)	SEA (US-JIGS2)	DC (US-JIGS2)	DC (US-JIGS1)	NC (US-JIGS1)	SEA (US-JIGS2)	DC (US-JIGS2)
1 Never	0	0	114	77	0.0%	0.0%	7.6%	13.5%
2 Seldom	0	0	74	27	0.0%	0.0%	4.9%	4.7%
3 Sometimes	0	0	115	74	0.0%	0.0%	7.7%	13.0%
4 Often	0	0	67	44	0.0%	0.0%	4.5%	7.7%
5 Very Often	0	0	26	13	0.0%	0.0%	1.7%	2.3%
-9 Missing	748	752	242	18	100.0%	100.0%	16.1%	3.2%
-8 Not applicable	0	0	0	318	0.0%	0.0%	0.0%	55.7%
-7 Don't know	0	0	0	0	0.0%	0.0%	0.0%	0.0%
-6 Refused	0	0	0	0	0.0%	0.0%	0.0%	0.0%
-5 Logical skip	0	0	863	0	0.0%	0.0%	57.5%	0.0%
Total	748	752	1501	571	100.0%	100.0%	100.0%	100.0%

[UA_2505_US2] How often you approach other state gov unit? (WA: Q26a_5, DC: q21a_d, US1: N/A)

	DC (US-JIGS1)	NC (US-JIGS1)	SEA (US-JIGS2)	DC (US-JIGS2)	DC (US-JIGS1)	NC (US-JIGS1)	SEA (US-JIGS2)	DC (US-JIGS2)
1 Never	0	0	95	73	0.0%	0.0%	6.3%	12.8%
2 Seldom	0	0	67	28	0.0%	0.0%	4.5%	4.9%
3 Sometimes	0	0	119	71	0.0%	0.0%	7.9%	12.4%
4 Often	0	0	86	36	0.0%	0.0%	5.7%	6.3%
5 Very Often	0	0	28	6	0.0%	0.0%	1.9%	1.1%
-9 Missing	748	752	244	39	100.0%	100.0%	16.3%	6.8%
-8 Not applicable	0	0	0	318	0.0%	0.0%	0.0%	55.7%
-7 Don't know	0	0	0	0	0.0%	0.0%	0.0%	0.0%
-6 Refused	0	0	0	0	0.0%	0.0%	0.0%	0.0%
-5 Logical skip	0	0	862	0	0.0%	0.0%	57.4%	0.0%
Total	748	752	1501	571	100.0%	100.0%	100.0%	100.0%

[UA_2506_US2] How often you approach republican party? (WA: Q26a_6, DC: q21a_e, US1: N/A)

	DC (US-JIGS1)	NC (US-JIGS1)	SEA (US-JIGS2)	DC (US-JIGS2)	DC (US-JIGS1)	NC (US-JIGS1)	SEA (US-JIGS2)	DC (US-JIGS2)
1 Never	0	0	316	191	0.0%	0.0%	21.1%	33.5%
2 Seldom	0	0	43	15	0.0%	0.0%	2.9%	2.6%
3 Sometimes	0	0	25	10	0.0%	0.0%	1.7%	1.8%
4 Often	0	0	6	6	0.0%	0.0%	0.4%	1.1%
5 Very Often	0	0	2	3	0.0%	0.0%	0.1%	0.5%
-9 Missing	748	752	246	28	100.0%	100.0%	16.4%	4.9%
-8 Not applicable	0	0	0	318	0.0%	0.0%	0.0%	55.7%
-7 Don't know	0	0	0	0	0.0%	0.0%	0.0%	0.0%
-6 Refused	0	0	0	0	0.0%	0.0%	0.0%	0.0%
-5 Logical skip	0	0	863	0	0.0%	0.0%	57.5%	0.0%
Total	748	752	1501	571	100.0%	100.0%	100.0%	100.0%

[UA_2507_ALL] How often you approach democratic party? (WA: Q26a_7, DC: q21a_f, US1: q17@17_d)

	DC (US-JIGS1)	NC (US-JIGS1)	SEA (US-JIGS2)	DC (US-JIGS2)	DC (US-JIGS1)	NC (US-JIGS1)	SEA (US-JIGS2)	DC (US-JIGS2)
1 Never	156	283	285	182	20.9%	37.6%	19.0%	31.9%
2 Seldom	237	244	46	14	31.7%	32.4%	3.1%	2.5%
3 Sometimes	119	82	34	15	15.9%	10.9%	2.3%	2.6%
4 Often	80	31	18	10	10.7%	4.1%	1.2%	1.8%
5 Very Often	82	25	7	6	11.0%	3.3%	0.5%	1.1%
-9 Missing	74	87	248	26	9.9%	11.6%	16.5%	4.6%
-8 Not applicable	0	0	0	318	0.0%	0.0%	0.0%	55.7%
-7 Don't know	0	0	0	0	0.0%	0.0%	0.0%	0.0%
-6 Refused	0	0	0	0	0.0%	0.0%	0.0%	0.0%
-5 Logical skip	0	0	863	0	0.0%	0.0%	57.5%	0.0%
Total	748	752	1501	571	100.0%	100.0%	100.0%	100.0%

[UA 2508 ALL] How often you approach state legislator? (WA: Q26a 8, DC: q21a g, US1: q17@17 c)

	DC (US-JIGS1)	NC (US-JIGS1)	SEA (US-JIGS2)	DC (US-JIGS2)	DC (US-JIGS1)	NC (US-JIGS1)	SEA (US-JIGS2)	DC (US-JIGS2)
1 Never	155	282	111	93	20.7%	37.5%	7.4%	16.3%
2 Seldom	235	244	69	36	31.4%	32.4%	4.6%	6.3%
3 Sometimes	121	78	111	51	16.2%	10.4%	7.4%	8.9%
4 Often	86	31	68	19	11.5%	4.1%	4.5%	3.3%
5 Very Often	80	29	37	11	10.7%	3.9%	2.5%	1.9%
-9 Missing	71	88	242	43	9.5%	11.7%	16.1%	7.5%
-8 Not applicable	0	0	0	318	0.0%	0.0%	0.0%	55.7%
-7 Don't know	0	0	0	0	0.0%	0.0%	0.0%	0.0%
-6 Refused	0	0	0	0	0.0%	0.0%	0.0%	0.0%
-5 Logical skip	0	0	863	0	0.0%	0.0%	57.5%	0.0%
Total	748	752	1501	571	100.0%	100.0%	100.0%	100.0%

[UA 2509 ALL] How often you approach US congress member? (WA: Q26a 9, DC: q21a h, US1: q17@17 f)

	DC (US-JIGS1)	NC (US-JIGS1)	SEA (US-JIGS2)	DC (US-JIGS2)	DC (US-JIGS1)	NC (US-JIGS1)	SEA (US-JIGS2)	DC (US-JIGS2)
1 Never	193	305	135	85	25.8%	40.6%	9.0%	14.9%
2 Seldom	205	215	88	37	27.4%	28.6%	5.9%	6.5%
3 Sometimes	107	71	102	62	14.3%	9.4%	6.8%	10.9%
4 Often	88	43	46	31	11.8%	5.7%	3.1%	5.4%
5 Very Often	86	35	25	26	11.5%	4.7%	1.7%	4.6%
-9 Missing	69	83	242	12	9.2%	11.0%	16.1%	2.1%
-8 Not applicable	0	0	0	318	0.0%	0.0%	0.0%	55.7%
-7 Don't know	0	0	0	0	0.0%	0.0%	0.0%	0.0%
-6 Refused	0	0	0	0	0.0%	0.0%	0.0%	0.0%
-5 Logical skip	0	0	863	0	0.0%	0.0%	57.5%	0.0%
Total	748	752	1501	571	100.0%	100.0%	100.0%	100.0%

[UA 2510 ALL] How often you approach Federal gov? (WA: Q26a 10, DC: q21a i, US1: q17@17 e)

	DC (US-JIGS1)	NC (US-JIGS1)	SEA (US-JIGS2)	DC (US-JIGS2)	DC (US-JIGS1)	NC (US-JIGS1)	SEA (US-JIGS2)	DC (US-JIGS2)
1 Never	131	285	164	83	17.5%	37.9%	10.9%	14.5%
2 Seldom	200	247	81	34	26.7%	32.8%	5.4%	6.0%
3 Sometimes	150	85	92	68	20.1%	11.3%	6.1%	11.9%
4 Often	124	36	44	34	16.6%	4.8%	2.9%	6.0%
5 Very Often	74	15	16	25	9.9%	2.0%	1.1%	4.4%
-9 Missing	69	84	241	9	9.2%	11.2%	16.1%	1.6%
-8 Not applicable	0	0	0	318	0.0%	0.0%	0.0%	55.7%
-7 Don't know	0	0	0	0	0.0%	0.0%	0.0%	0.0%
-6 Refused	0	0	0	0	0.0%	0.0%	0.0%	0.0%
-5 Logical skip	0	0	863	0	0.0%	0.0%	57.5%	0.0%
Total	748	752	1501	571	100.0%	100.0%	100.0%	100.0%

[UA 2511 ALL] How often you approach the President? (WA: Q26a 11, DC: q21a j, US1: q17@17 b)

	DC (US-JIGS1)	NC (US-JIGS1)	SEA (US-JIGS2)	DC (US-JIGS2)	DC (US-JIGS1)	NC (US-JIGS1)	SEA (US-JIGS2)	DC (US-JIGS2)
1 Never	202	442	312	158	27.0%	58.8%	20.8%	27.7%
2 Seldom	315	176	45	32	42.1%	23.4%	3.0%	5.6%
3 Sometimes	89	22	25	32	11.9%	2.9%	1.7%	5.6%
4 Often	42	14	7	8	5.6%	1.9%	0.5%	1.4%
5 Very Often	28	9	5	6	3.7%	1.2%	0.3%	1.1%
-9 Missing	72	89	245	17	9.6%	11.8%	16.3%	3.0%
-8 Not applicable	0	0	0	318	0.0%	0.0%	0.0%	55.7%
-7 Don't know	0	0	0	0	0.0%	0.0%	0.0%	0.0%
-6 Refused	0	0	0	0	0.0%	0.0%	0.0%	0.0%
-5 Logical skip	0	0	862	0	0.0%	0.0%	57.4%	0.0%
Total	748	752	1501	571	100.0%	100.0%	100.0%	100.0%

UA26	US-WA-JIGS2	Q27. This is a two-part question that asks for your opinion about what kind of influence the following organizations or groups have on public policy in general and also specifically on policies of concern to your organization. Please indicate how much influence they have on a scale of 1 to 7.
	US-DC-JIGS2	Q25. This is a two-part question. First, in your opinion, what kind of influence do the following organizations or groups have on public policy in general? Second, what kind of influence do they specifically have on policies of concern to your organization?
	US-JIGS1	Q18. To what extent do you think the following group's influence policymaking at the federal level in the U.S.? Rate each of the following groups on a scale of 1 to 7 in terms of political influence. 1 stands for very little influence, and 7 stands for a lot of influence.

[UA 260101 ALL] How much influence do agricultural groups? (WA: Q27a 1, DC: q25 a 1, US1: q18@18 e)

	DC (US-JIGS1)	NC (US-JIGS1)	SEA (US-JIGS2)	DC (US-JIGS2)	DC (US-JIGS1)	NC (US-JIGS1)	SEA (US-JIGS2)	DC (US-JIGS2)
0 0 No influence	0	0	1	0	0.0%	0.0%	0.1%	0.0%
1 1 Very little influence	24	37	365	75	3.2%	4.9%	24.3%	13.1%
2 2	35	50	81	17	4.7%	6.6%	5.4%	3.0%
3 3	126	100	151	35	16.8%	13.3%	10.1%	6.1%
4 4 Neutral	176	156	191	61	23.5%	20.7%	12.7%	10.7%
5 5	160	159	142	54	21.4%	21.1%	9.5%	9.5%
6 6	84	89	85	50	11.2%	11.8%	5.7%	8.8%
7 7 A lot of influence	19	23	88	53	2.5%	3.1%	5.9%	9.3%
-9 Missing	124	138	397	226	16.6%	18.4%	26.4%	39.6%
-8 Not applicable	0	0	0	0	0.0%	0.0%	0.0%	0.0%
-7 Don't know	0	0	0	0	0.0%	0.0%	0.0%	0.0%
-6 Refused	0	0	0	0	0.0%	0.0%	0.0%	0.0%
-5 Logical skip	0	0	0	0	0.0%	0.0%	0.0%	0.0%
Total	748	752	1501	571	100.0%	100.0%	100.0%	100.0%

[UA 260102 ALL] How much influence do business/trade associations? (WA: Q27b 1, DC: q25 b 1, US1: q18@18 f)

	DC (US-JIGS1)	NC (US-JIGS1)	SEA (US-JIGS2)	DC (US-JIGS2)	DC (US-JIGS1)	NC (US-JIGS1)	SEA (US-JIGS2)	DC (US-JIGS2)
0 0 No influence	0	0	1	0	0.0%	0.0%	0.1%	0.0%
1 1 Very little influence	12	25	247	47	1.6%	3.3%	16.5%	8.2%
2 2	12	34	40	8	1.6%	4.5%	2.7%	1.4%
3 3	50	54	92	19	6.7%	7.2%	6.1%	3.3%
4 4 Neutral	96	100	168	31	12.8%	13.3%	11.2%	5.4%
5 5	186	182	179	53	24.9%	24.2%	11.9%	9.3%
6 6	193	138	186	68	25.8%	18.4%	12.4%	11.9%
7 7 A lot of influence	88	86	190	117	11.8%	11.4%	12.7%	20.5%
-9 Missing	111	133	398	228	14.8%	17.7%	26.5%	39.9%
-8 Not applicable	0	0	0	0	0.0%	0.0%	0.0%	0.0%
-7 Don't know	0	0	0	0	0.0%	0.0%	0.0%	0.0%
-6 Refused	0	0	0	0	0.0%	0.0%	0.0%	0.0%
-5 Logical skip	0	0	0	0	0.0%	0.0%	0.0%	0.0%
Total	748	752	1501	571	100.0%	100.0%	100.0%	100.0%

[UA 260103 ALL] How much influence do labor unions (WA: Q27c 1, DC: q25 c 1, US1: q18@18 d)

	DC (US-JIGS1)	NC (US-JIGS1)	SEA (US-JIGS2)	DC (US-JIGS2)	DC (US-JIGS1)	NC (US-JIGS1)	SEA (US-JIGS2)	DC (US-JIGS2)
0 0 No influence	0	0	1	0	0.0%	0.0%	0.1%	0.0%
1 1 Very little influence	22	37	314	58	2.9%	4.9%	20.9%	10.2%
2 2	30	29	36	9	4.0%	3.9%	2.4%	1.6%
3 3	104	85	96	29	13.9%	11.3%	6.4%	5.1%
4 4 Neutral	148	117	175	49	19.8%	15.6%	11.7%	8.6%
5 5	187	176	203	64	25.0%	23.4%	13.5%	11.2%
6 6	102	120	144	66	13.6%	16.0%	9.6%	11.6%
7 7 A lot of influence	44	60	134	70	5.9%	8.0%	8.9%	12.3%
-9 Missing	111	128	398	226	14.8%	17.0%	26.5%	39.6%
-8 Not applicable	0	0	0	0	0.0%	0.0%	0.0%	0.0%
-7 Don't know	0	0	0	0	0.0%	0.0%	0.0%	0.0%
-6 Refused	0	0	0	0	0.0%	0.0%	0.0%	0.0%
-5 Logical skip	0	0	0	0	0.0%	0.0%	0.0%	0.0%
Total	748	752	1501	571	100.0%	100.0%	100.0%	100.0%

[UA 260104 ALL] How much influence do education groups? (WA: Q27d 1, DC: q25 d 1, US1: q18@18 i)

	DC (US-JIGS1)	NC (US-JIGS1)	SEA (US-JIGS2)	DC (US-JIGS2)	DC (US-JIGS1)	NC (US-JIGS1)	SEA (US-JIGS2)	DC (US-JIGS2)
0 0 No influence	0	0	1	0	0.0%	0.0%	0.1%	0.0%
1 1 Very little influence	23	41	195	32	3.1%	5.5%	13.0%	5.6%
2 2	106	67	94	22	14.2%	8.9%	6.3%	3.9%
3 3	174	140	182	51	23.3%	18.6%	12.1%	8.9%
4 4 Neutral	174	195	239	87	23.3%	25.9%	15.9%	15.2%
5 5	112	122	204	82	15.0%	16.2%	13.6%	14.4%
6 6	50	41	100	37	6.7%	5.5%	6.7%	6.5%
7 7 A lot of influence	4	15	94	43	0.5%	2.0%	6.3%	7.5%
-9 Missing	105	131	392	217	14.0%	17.4%	26.1%	38.0%
-8 Not applicable	0	0	0	0	0.0%	0.0%	0.0%	0.0%
-7 Don't know	0	0	0	0	0.0%	0.0%	0.0%	0.0%
-6 Refused	0	0	0	0	0.0%	0.0%	0.0%	0.0%
-5 Logical skip	0	0	0	0	0.0%	0.0%	0.0%	0.0%
Total	748	752	1501	571	100.0%	100.0%	100.0%	100.0%

[UA 260105 US2] How much influence do government groups? (WA: Q27e 1, DC: q25 e 1, US1: N/A)

	DC (US-JIGS1)	NC (US-JIGS1)	SEA (US-JIGS2)	DC (US-JIGS2)	DC (US-JIGS1)	NC (US-JIGS1)	SEA (US-JIGS2)	DC (US-JIGS2)
0 0 No influence	0	0	0	0	0.0%	0.0%	0.0%	0.0%
1 1 Very little influence	0	0	236	47	0.0%	0.0%	15.7%	8.2%
2 2	0	0	64	23	0.0%	0.0%	4.3%	4.0%
3 3	0	0	147	39	0.0%	0.0%	9.8%	6.8%
4 4 Neutral	0	0	216	66	0.0%	0.0%	14.4%	11.6%
5 5	0	0	186	71	0.0%	0.0%	12.4%	12.4%
6 6	0	0	115	40	0.0%	0.0%	7.7%	7.0%
7 7 A lot of influence	0	0	135	44	0.0%	0.0%	9.0%	7.7%
-9 Missing	748	752	402	241	100.0%	100.0%	26.8%	42.2%
-8 Not applicable	0	0	0	0	0.0%	0.0%	0.0%	0.0%
-7 Don't know	0	0	0	0	0.0%	0.0%	0.0%	0.0%
-6 Refused	0	0	0	0	0.0%	0.0%	0.0%	0.0%
-5 Logical skip	0	0	0	0	0.0%	0.0%	0.0%	0.0%
Total	748	752	1501	571	100.0%	100.0%	100.0%	100.0%

[UA 260106 ALL] How much influence do welfare groups? (WA: Q27f 1, DC: q25 f 1, US1: q18@18 k)

	DC (US-JIGS1)	NC (US-JIGS1)	SEA (US-JIGS2)	DC (US-JIGS2)	DC (US-JIGS1)	NC (US-JIGS1)	SEA (US-JIGS2)	DC (US-JIGS2)
0 0 No influence	0	0	1	0	0.0%	0.0%	0.1%	0.0%
1 1 Very little influence	38	42	333	61	5.1%	5.6%	22.2%	10.7%
2 2	106	79	150	49	14.2%	10.5%	10.0%	8.6%
3 3	198	146	231	71	26.5%	19.4%	15.4%	12.4%
4 4 Neutral	179	163	202	77	23.9%	21.7%	13.5%	13.5%
5 5	76	113	103	45	10.2%	15.0%	6.9%	7.9%
6 6	31	45	41	17	4.1%	6.0%	2.7%	3.0%
7 7 A lot of influence	7	32	40	20	0.9%	4.3%	2.7%	3.5%
-9 Missing	113	132	400	231	15.1%	17.6%	26.6%	40.5%
-8 Not applicable	0	0	0	0	0.0%	0.0%	0.0%	0.0%
-7 Don't know	0	0	0	0	0.0%	0.0%	0.0%	0.0%
-6 Refused	0	0	0	0	0.0%	0.0%	0.0%	0.0%
-5 Logical skip	0	0	0	0	0.0%	0.0%	0.0%	0.0%
Total	748	752	1501	571	100.0%	100.0%	100.0%	100.0%

[UA 260107 US2] How much influence do professional groups? (WA: Q27g 1, DC: q25 g 1, US1: N/A)

	DC (US-JIGS1)	NC (US-JIGS1)	SEA (US-JIGS2)	DC (US-JIGS2)	DC (US-JIGS1)	NC (US-JIGS1)	SEA (US-JIGS2)	DC (US-JIGS2)
0 0 No influence	0	0	1	0	0.0%	0.0%	0.1%	0.0%
1 1 Very little influence	0	0	211	40	0.0%	0.0%	14.1%	7.0%
2 2	0	0	118	35	0.0%	0.0%	7.9%	6.1%
3 3	0	0	230	55	0.0%	0.0%	15.3%	9.6%
4 4 Neutral	0	0	245	78	0.0%	0.0%	16.3%	13.7%
5 5	0	0	163	65	0.0%	0.0%	10.9%	11.4%
6 6	0	0	65	36	0.0%	0.0%	4.3%	6.3%
7 7 A lot of influence	0	0	51	34	0.0%	0.0%	3.4%	6.0%
-9 Missing	748	752	417	228	100.0%	100.0%	27.8%	39.9%
-8 Not applicable	0	0	0	0	0.0%	0.0%	0.0%	0.0%
-7 Don't know	0	0	0	0	0.0%	0.0%	0.0%	0.0%
-6 Refused	0	0	0	0	0.0%	0.0%	0.0%	0.0%
-5 Logical skip	0	0	0	0	0.0%	0.0%	0.0%	0.0%
Total	748	752	1501	571	100.0%	100.0%	100.0%	100.0%

[UA_260108_US2] How much influence do advocacy groups? (WA: Q27h_1, DC: q25_h_1, US1: N/A)

	DC (US-JIGS1)	NC (US-JIGS1)	SEA (US-JIGS2)	DC (US-JIGS2)	DC (US-JIGS1)	NC (US-JIGS1)	SEA (US-JIGS2)	DC (US-JIGS2)
0 0 No influence	0	0	0	0	0.0%	0.0%	0.0%	0.0%
1 1 Very little influence	0	0	203	35	0.0%	0.0%	13.5%	6.1%
2 2	0	0	80	20	0.0%	0.0%	5.3%	3.5%
3 3	0	0	194	43	0.0%	0.0%	12.9%	7.5%
4 4 Neutral	0	0	244	74	0.0%	0.0%	16.3%	13.0%
5 5	0	0	188	85	0.0%	0.0%	12.5%	14.9%
6 6	0	0	95	56	0.0%	0.0%	6.3%	9.8%
7 7 A lot of influence	0	0	84	30	0.0%	0.0%	5.6%	5.3%
-9 Missing	748	752	413	228	100.0%	100.0%	27.5%	39.9%
-8 Not applicable	0	0	0	0	0.0%	0.0%	0.0%	0.0%
-7 Don't know	0	0	0	0	0.0%	0.0%	0.0%	0.0%
-6 Refused	0	0	0	0	0.0%	0.0%	0.0%	0.0%
-5 Logical skip	0	0	0	0	0.0%	0.0%	0.0%	0.0%
Total	748	752	1501	571	100.0%	100.0%	100.0%	100.0%

[UA_260109_US2] How much influence do civic groups? (WA: Q27i_1, DC: q25_i_1, US1: N/A)

	DC (US-JIGS1)	NC (US-JIGS1)	SEA (US-JIGS2)	DC (US-JIGS2)	DC (US-JIGS1)	NC (US-JIGS1)	SEA (US-JIGS2)	DC (US-JIGS2)
0 0 No influence	0	0	0	0	0.0%	0.0%	0.0%	0.0%
1 1 Very little influence	0	0	241	54	0.0%	0.0%	16.1%	9.5%
2 2	0	0	152	51	0.0%	0.0%	10.1%	8.9%
3 3	0	0	232	75	0.0%	0.0%	15.5%	13.1%
4 4 Neutral	0	0	250	88	0.0%	0.0%	16.7%	15.4%
5 5	0	0	141	45	0.0%	0.0%	9.4%	7.9%
6 6	0	0	43	16	0.0%	0.0%	2.9%	2.8%
7 7 A lot of influence	0	0	30	12	0.0%	0.0%	2.0%	2.1%
-9 Missing	748	752	412	230	100.0%	100.0%	27.4%	40.3%
-8 Not applicable	0	0	0	0	0.0%	0.0%	0.0%	0.0%
-7 Don't know	0	0	0	0	0.0%	0.0%	0.0%	0.0%
-6 Refused	0	0	0	0	0.0%	0.0%	0.0%	0.0%
-5 Logical skip	0	0	0	0	0.0%	0.0%	0.0%	0.0%
Total	748	752	1501	571	100.0%	100.0%	100.0%	100.0%

[UA_260110_US2] How much influence do scholarly/art groups? (WA) - Rate: Influence in general: Arts and culture groups (DC) (WA: Q27j_1, DC: q25_j_1, US1: N/A)

	DC (US-JIGS1)	NC (US-JIGS1)	SEA (US-JIGS2)	DC (US-JIGS2)	DC (US-JIGS1)	NC (US-JIGS1)	SEA (US-JIGS2)	DC (US-JIGS2)
0 0 No influence	0	0	0	0	0.0%	0.0%	0.0%	0.0%
1 1 Very little influence	0	0	356	90	0.0%	0.0%	23.7%	15.8%
2 2	0	0	267	77	0.0%	0.0%	17.8%	13.5%
3 3	0	0	231	79	0.0%	0.0%	15.4%	13.8%
4 4 Neutral	0	0	133	53	0.0%	0.0%	8.9%	9.3%
5 5	0	0	58	23	0.0%	0.0%	3.9%	4.0%
6 6	0	0	23	8	0.0%	0.0%	1.5%	1.4%
7 7 A lot of influence	0	0	19	8	0.0%	0.0%	1.3%	1.4%
-9 Missing	748	752	414	233	100.0%	100.0%	27.6%	40.8%
-8 Not applicable	0	0	0	0	0.0%	0.0%	0.0%	0.0%
-7 Don't know	0	0	0	0	0.0%	0.0%	0.0%	0.0%
-6 Refused	0	0	0	0	0.0%	0.0%	0.0%	0.0%
-5 Logical skip	0	0	0	0	0.0%	0.0%	0.0%	0.0%
Total	748	752	1501	571	100.0%	100.0%	100.0%	100.0%

[UA_260111_US2] How much influence do scholarly/art groups? (WA) - Rate: Influence in general: Scholarly groups (DC) (WA: Q27j_1, DC: q25_k_1, US1: N/A)

	DC (US-JIGS1)	NC (US-JIGS1)	SEA (US-JIGS2)	DC (US-JIGS2)	DC (US-JIGS1)	NC (US-JIGS1)	SEA (US-JIGS2)	DC (US-JIGS2)
0 0 No influence	0	0	0	0	0.0%	0.0%	0.0%	0.0%
1 1 Very little influence	0	0	356	67	0.0%	0.0%	23.7%	11.7%
2 2	0	0	267	73	0.0%	0.0%	17.8%	12.8%
3 3	0	0	231	78	0.0%	0.0%	15.4%	13.7%
4 4 Neutral	0	0	133	72	0.0%	0.0%	8.9%	12.6%
5 5	0	0	58	30	0.0%	0.0%	3.9%	5.3%
6 6	0	0	23	7	0.0%	0.0%	1.5%	1.2%
7 7 A lot of influence	0	0	19	10	0.0%	0.0%	1.3%	1.8%
-9 Missing	748	752	414	234	100.0%	100.0%	27.6%	41.0%
-8 Not applicable	0	0	0	0	0.0%	0.0%	0.0%	0.0%
-7 Don't know	0	0	0	0	0.0%	0.0%	0.0%	0.0%
-6 Refused	0	0	0	0	0.0%	0.0%	0.0%	0.0%
-5 Logical skip	0	0	0	0	0.0%	0.0%	0.0%	0.0%
Total	748	752	1501	571	100.0%	100.0%	100.0%	100.0%

[UA_260112_US2] How much influence do hobby/sports groups? (WA: Q27k_1, DC: q25_l_1, US1: N/A)

	DC (US-JIGS1)	NC (US-JIGS1)	SEA (US-JIGS2)	DC (US-JIGS2)	DC (US-JIGS1)	NC (US-JIGS1)	SEA (US-JIGS2)	DC (US-JIGS2)
0 0 No influence	0	0	1	0	0.0%	0.0%	0.1%	0.0%
1 1 Very little influence	0	0	456	101	0.0%	0.0%	30.4%	17.7%
2 2	0	0	211	63	0.0%	0.0%	14.1%	11.0%
3 3	0	0	184	79	0.0%	0.0%	12.3%	13.8%
4 4 Neutral	0	0	125	51	0.0%	0.0%	8.3%	8.9%
5 5	0	0	63	22	0.0%	0.0%	4.2%	3.9%
6 6	0	0	22	11	0.0%	0.0%	1.5%	1.9%
7 7 A lot of influence	0	0	27	10	0.0%	0.0%	1.8%	1.8%
-9 Missing	748	752	412	234	100.0%	100.0%	27.4%	41.0%
-8 Not applicable	0	0	0	0	0.0%	0.0%	0.0%	0.0%
-7 Don't know	0	0	0	0	0.0%	0.0%	0.0%	0.0%
-6 Refused	0	0	0	0	0.0%	0.0%	0.0%	0.0%
-5 Logical skip	0	0	0	0	0.0%	0.0%	0.0%	0.0%
Total	748	752	1501	571	100.0%	100.0%	100.0%	100.0%

[UA_260113_US2] How much influence do religious groups? (WA: Q27l_1, DC: q25_m_1, US1: N/A)

	DC (US-JIGS1)	NC (US-JIGS1)	SEA (US-JIGS2)	DC (US-JIGS2)	DC (US-JIGS1)	NC (US-JIGS1)	SEA (US-JIGS2)	DC (US-JIGS2)
0 0 No influence	0	0	1	0	0.0%	0.0%	0.1%	0.0%
1 1 Very little influence	0	0	326	52	0.0%	0.0%	21.7%	9.1%
2 2	0	0	111	29	0.0%	0.0%	7.4%	5.1%
3 3	0	0	202	67	0.0%	0.0%	13.5%	11.7%
4 4 Neutral	0	0	188	66	0.0%	0.0%	12.5%	11.6%
5 5	0	0	138	62	0.0%	0.0%	9.2%	10.9%
6 6	0	0	69	39	0.0%	0.0%	4.6%	6.8%
7 7 A lot of influence	0	0	50	26	0.0%	0.0%	3.3%	4.6%
-9 Missing	748	752	416	230	100.0%	100.0%	27.7%	40.3%
-8 Not applicable	0	0	0	0	0.0%	0.0%	0.0%	0.0%
-7 Don't know	0	0	0	0	0.0%	0.0%	0.0%	0.0%
-6 Refused	0	0	0	0	0.0%	0.0%	0.0%	0.0%
-5 Logical skip	0	0	0	0	0.0%	0.0%	0.0%	0.0%
Total	748	752	1501	571	100.0%	100.0%	100.0%	100.0%

[UA 260114 ALL] How much influence do congress (WA: Q27m 1, DC: q25 n 1, US1: q18@18 p)

	DC (US-JIGS1)	NC (US-JIGS1)	SEA (US-JIGS2)	DC (US-JIGS2)	DC (US-JIGS1)	NC (US-JIGS1)	SEA (US-JIGS2)	DC (US-JIGS2)
0 0 No influence	0	0	1	0	0.0%	0.0%	0.1%	0.0%
1 1 Very little influence	14	27	190	42	1.9%	3.6%	12.7%	7.4%
2 2	8	20	27	3	1.1%	2.7%	1.8%	0.5%
3 3	7	25	41	10	0.9%	3.3%	2.7%	1.8%
4 4 Neutral	39	40	75	26	5.2%	5.3%	5.0%	4.6%
5 5	68	95	130	23	9.1%	12.6%	8.7%	4.0%
6 6	186	169	190	62	24.9%	22.5%	12.7%	10.9%
7 7 A lot of influence	317	243	424	177	42.4%	32.3%	28.2%	31.0%
-9 Missing	109	133	423	228	14.6%	17.7%	28.2%	39.9%
-8 Not applicable	0	0	0	0	0.0%	0.0%	0.0%	0.0%
-7 Don't know	0	0	0	0	0.0%	0.0%	0.0%	0.0%
-6 Refused	0	0	0	0	0.0%	0.0%	0.0%	0.0%
-5 Logical skip	0	0	0	0	0.0%	0.0%	0.0%	0.0%
Total	748	752	1501	571	100.0%	100.0%	100.0%	100.0%

[UA 260115 US2] How much influence does president have? (WA: Q27n 1, DC: q25 o 1, US1: N/A)

	DC (US-JIGS1)	NC (US-JIGS1)	SEA (US-JIGS2)	DC (US-JIGS2)	DC (US-JIGS1)	NC (US-JIGS1)	SEA (US-JIGS2)	DC (US-JIGS2)
0 0 No influence	0	0	2	0	0.0%	0.0%	0.1%	0.0%
1 1 Very little influence	0	0	213	48	0.0%	0.0%	14.2%	8.4%
2 2	0	0	21	2	0.0%	0.0%	1.4%	0.4%
3 3	0	0	41	15	0.0%	0.0%	2.7%	2.6%
4 4 Neutral	0	0	76	17	0.0%	0.0%	5.1%	3.0%
5 5	0	0	121	26	0.0%	0.0%	8.1%	4.6%
6 6	0	0	177	64	0.0%	0.0%	11.8%	11.2%
7 7 A lot of influence	0	0	425	170	0.0%	0.0%	28.3%	29.8%
-9 Missing	748	752	425	229	100.0%	100.0%	28.3%	40.1%
-8 Not applicable	0	0	0	0	0.0%	0.0%	0.0%	0.0%
-7 Don't know	0	0	0	0	0.0%	0.0%	0.0%	0.0%
-6 Refused	0	0	0	0	0.0%	0.0%	0.0%	0.0%
-5 Logical skip	0	0	0	0	0.0%	0.0%	0.0%	0.0%
Total	748	752	1501	571	100.0%	100.0%	100.0%	100.0%

[UA 260116 US2] How much influence does democratic party have? (WA: Q27o 1, DC: q25 p 1, US1: N/A)

	DC (US-JIGS1)	NC (US-JIGS1)	SEA (US-JIGS2)	DC (US-JIGS2)	DC (US-JIGS1)	NC (US-JIGS1)	SEA (US-JIGS2)	DC (US-JIGS2)
0 0 No influence	0	0	1	0	0.0%	0.0%	0.1%	0.0%
1 1 Very little influence	0	0	228	48	0.0%	0.0%	15.2%	8.4%
2 2	0	0	33	7	0.0%	0.0%	2.2%	1.2%
3 3	0	0	48	18	0.0%	0.0%	3.2%	3.2%
4 4 Neutral	0	0	126	38	0.0%	0.0%	8.4%	6.7%
5 5	0	0	207	71	0.0%	0.0%	13.8%	12.4%
6 6	0	0	173	62	0.0%	0.0%	11.5%	10.9%
7 7 A lot of influence	0	0	258	97	0.0%	0.0%	17.2%	17.0%
-9 Missing	748	752	427	230	100.0%	100.0%	28.4%	40.3%
-8 Not applicable	0	0	0	0	0.0%	0.0%	0.0%	0.0%
-7 Don't know	0	0	0	0	0.0%	0.0%	0.0%	0.0%
-6 Refused	0	0	0	0	0.0%	0.0%	0.0%	0.0%
-5 Logical skip	0	0	0	0	0.0%	0.0%	0.0%	0.0%
Total	748	752	1501	571	100.0%	100.0%	100.0%	100.0%

[UA 260117 US2] How much influence does republican party have (WA: Q27p 1, DC: q25 q 1, US1: N/A)

	DC (US-JIGS1)	NC (US-JIGS1)	SEA (US-JIGS2)	DC (US-JIGS2)	DC (US-JIGS1)	NC (US-JIGS1)	SEA (US-JIGS2)	DC (US-JIGS2)
0 0 No influence	0	0	1	0	0.0%	0.0%	0.1%	0.0%
1 1 Very little influence	0	0	267	54	0.0%	0.0%	17.8%	9.5%
2 2	0	0	63	11	0.0%	0.0%	4.2%	1.9%
3 3	0	0	126	23	0.0%	0.0%	8.4%	4.0%
4 4 Neutral	0	0	153	58	0.0%	0.0%	10.2%	10.2%
5 5	0	0	172	61	0.0%	0.0%	11.5%	10.7%
6 6	0	0	99	49	0.0%	0.0%	6.6%	8.6%
7 7 A lot of influence	0	0	195	85	0.0%	0.0%	13.0%	14.9%
-9 Missing	748	752	425	230	100.0%	100.0%	28.3%	40.3%
-8 Not applicable	0	0	0	0	0.0%	0.0%	0.0%	0.0%
-7 Don't know	0	0	0	0	0.0%	0.0%	0.0%	0.0%
-6 Refused	0	0	0	0	0.0%	0.0%	0.0%	0.0%
-5 Logical skip	0	0	0	0	0.0%	0.0%	0.0%	0.0%
Total	748	752	1501	571	100.0%	100.0%	100.0%	100.0%

[UA 260118 ALL] How much influence does federal gov have? (WA: Q27q 1, DC: q25 r 1, US1: q18@18 o)

	DC (US-JIGS1)	NC (US-JIGS1)	SEA (US-JIGS2)	DC (US-JIGS2)	DC (US-JIGS1)	NC (US-JIGS1)	SEA (US-JIGS2)	DC (US-JIGS2)
0 0 No influence	0	0	1	0	0.0%	0.0%	0.1%	0.0%
1 1 Very little influence	8	34	187	37	1.1%	4.5%	12.5%	6.5%
2 2	30	36	32	6	4.0%	4.8%	2.1%	1.1%
3 3	67	65	54	18	9.0%	8.6%	3.6%	3.2%
4 4 Neutral	123	115	102	41	16.4%	15.3%	6.8%	7.2%
5 5	166	170	172	47	22.2%	22.6%	11.5%	8.2%
6 6	161	123	176	59	21.5%	16.4%	11.7%	10.3%
7 7 A lot of influence	84	74	354	142	11.2%	9.8%	23.6%	24.9%
-9 Missing	109	135	428	221	14.6%	18.0%	28.1%	38.7%
-8 Not applicable	0	0	0	0	0.0%	0.0%	0.0%	0.0%
-7 Don't know	0	0	0	0	0.0%	0.0%	0.0%	0.0%
-6 Refused	0	0	0	0	0.0%	0.0%	0.0%	0.0%
-5 Logical skip	0	0	0	0	0.0%	0.0%	0.0%	0.0%
Total	748	752	1501	571	100.0%	100.0%	100.0%	100.0%

[UA 260119 US2] How much influence does state gov have? (WA: Q27r 1, DC: q25 s 1, US1: N/A)

	DC (US-JIGS1)	NC (US-JIGS1)	SEA (US-JIGS2)	DC (US-JIGS2)	DC (US-JIGS1)	NC (US-JIGS1)	SEA (US-JIGS2)	DC (US-JIGS2)
0 0 No influence	0	0	1	0	0.0%	0.0%	0.1%	0.0%
1 1 Very little influence	0	0	167	40	0.0%	0.0%	11.1%	7.0%
2 2	0	0	45	11	0.0%	0.0%	3.0%	1.9%
3 3	0	0	78	33	0.0%	0.0%	5.2%	5.8%
4 4 Neutral	0	0	130	55	0.0%	0.0%	8.7%	9.6%
5 5	0	0	200	69	0.0%	0.0%	13.3%	12.1%
6 6	0	0	158	61	0.0%	0.0%	10.5%	10.7%
7 7 A lot of influence	0	0	302	73	0.0%	0.0%	20.1%	12.8%
-9 Missing	748	752	420	229	100.0%	100.0%	28.0%	40.1%
-8 Not applicable	0	0	0	0	0.0%	0.0%	0.0%	0.0%
-7 Don't know	0	0	0	0	0.0%	0.0%	0.0%	0.0%
-6 Refused	0	0	0	0	0.0%	0.0%	0.0%	0.0%
-5 Logical skip	0	0	0	0	0.0%	0.0%	0.0%	0.0%
Total	748	752	1501	571	100.0%	100.0%	100.0%	100.0%

[UA 260120 ALL] How much influence does local gov have? (WA: Q27s 1, DC: q25 t 1, US1: q18@18 a)

	DC (US-JIGS1)	NC (US-JIGS1)	SEA (US-JIGS2)	DC (US-JIGS2)	DC (US-JIGS1)	NC (US-JIGS1)	SEA (US-JIGS2)	DC (US-JIGS2)
0 0 No influence	0	0	0	0	0.0%	0.0%	0.0%	0.0%
1 1 Very little influence	37	94	179	47	4.9%	12.5%	11.9%	8.2%
2 2	91	115	64	25	12.2%	15.3%	4.3%	4.4%
3 3	156	145	134	57	20.9%	19.3%	8.9%	10.0%
4 4 Neutral	153	123	191	54	20.5%	16.4%	12.7%	9.5%
5 5	125	89	191	65	16.7%	11.8%	12.7%	11.4%
6 6	50	22	110	40	6.7%	2.9%	7.3%	7.0%
7 7 A lot of influence	25	33	197	57	3.3%	4.4%	13.1%	10.0%
-9 Missing	111	131	435	226	14.8%	17.4%	29.0%	39.6%
-8 Not applicable	0	0	0	0	0.0%	0.0%	0.0%	0.0%
-7 Don't know	0	0	0	0	0.0%	0.0%	0.0%	0.0%
-6 Refused	0	0	0	0	0.0%	0.0%	0.0%	0.0%
-5 Logical skip	0	0	0	0	0.0%	0.0%	0.0%	0.0%
Total	748	752	1501	571	100.0%	100.0%	100.0%	100.0%

[UA 260121 US2] How much influence does state legislature have? (WA: Q27t 1, DC: q25 u 1, US1: N/A)

	DC (US-JIGS1)	NC (US-JIGS1)	SEA (US-JIGS2)	DC (US-JIGS2)	DC (US-JIGS1)	NC (US-JIGS1)	SEA (US-JIGS2)	DC (US-JIGS2)
0 0 No influence	0	0	1	0	0.0%	0.0%	0.1%	0.0%
1 1 Very little influence	0	0	169	48	0.0%	0.0%	11.3%	8.4%
2 2	0	0	49	30	0.0%	0.0%	3.3%	5.3%
3 3	0	0	98	47	0.0%	0.0%	6.5%	8.2%
4 4 Neutral	0	0	164	48	0.0%	0.0%	10.9%	8.4%
5 5	0	0	200	53	0.0%	0.0%	13.3%	9.3%
6 6	0	0	150	45	0.0%	0.0%	10.0%	7.9%
7 7 A lot of influence	0	0	232	63	0.0%	0.0%	15.5%	11.0%
-9 Missing	748	752	438	237	100.0%	100.0%	29.2%	41.5%
-8 Not applicable	0	0	0	0	0.0%	0.0%	0.0%	0.0%
-7 Don't know	0	0	0	0	0.0%	0.0%	0.0%	0.0%
-6 Refused	0	0	0	0	0.0%	0.0%	0.0%	0.0%
-5 Logical skip	0	0	0	0	0.0%	0.0%	0.0%	0.0%
Total	748	752	1501	571	100.0%	100.0%	100.0%	100.0%

[UA 260122 ALL] How much influence does big business have? (WA: Q27u 1, DC: q25 v 1, US1: q18@18 g)

	DC (US-JIGS1)	NC (US-JIGS1)	SEA (US-JIGS2)	DC (US-JIGS2)	DC (US-JIGS1)	NC (US-JIGS1)	SEA (US-JIGS2)	DC (US-JIGS2)
0 0 No influence	0	0	1	0	0.0%	0.0%	0.1%	0.0%
1 1 Very little influence	17	41	222	41	2.3%	5.5%	14.8%	7.2%
2 2	31	25	40	8	4.1%	3.3%	2.7%	1.4%
3 3	60	66	85	13	8.0%	8.8%	5.7%	2.3%
4 4 Neutral	112	103	131	36	15.0%	13.7%	8.7%	6.3%
5 5	147	143	207	47	19.7%	19.0%	13.8%	8.2%
6 6	145	132	178	87	19.4%	17.6%	11.9%	15.2%
7 7 A lot of influence	123	106	199	108	16.4%	14.1%	13.3%	18.9%
-9 Missing	113	136	438	231	15.1%	18.1%	29.2%	40.5%
-8 Not applicable	0	0	0	0	0.0%	0.0%	0.0%	0.0%
-7 Don't know	0	0	0	0	0.0%	0.0%	0.0%	0.0%
-6 Refused	0	0	0	0	0.0%	0.0%	0.0%	0.0%
-5 Logical skip	0	0	0	0	0.0%	0.0%	0.0%	0.0%
Total	748	752	1501	571	100.0%	100.0%	100.0%	100.0%

[UA 260123 ALL] How much influence does media have? (WA: Q27v 1, DC: q25 w 1, US1: q18@18 h)

	DC (US-JIGS1)	NC (US-JIGS1)	SEA (US-JIGS2)	DC (US-JIGS2)	DC (US-JIGS1)	NC (US-JIGS1)	SEA (US-JIGS2)	DC (US-JIGS2)
0 0 No influence	0	0	1	0	0.0%	0.0%	0.1%	0.0%
1 1 Very little influence	12	32	185	39	1.6%	4.3%	12.3%	6.8%
2 2	21	17	64	7	2.8%	2.3%	4.3%	1.2%
3 3	39	47	125	19	5.2%	6.3%	8.3%	3.3%
4 4 Neutral	84	84	171	41	11.2%	11.2%	11.4%	7.2%
5 5	135	131	206	80	18.0%	17.4%	13.7%	14.0%
6 6	201	171	144	77	26.9%	22.7%	9.6%	13.5%
7 7 A lot of influence	147	138	168	84	19.7%	18.4%	11.2%	14.7%
-9 Missing	109	132	437	224	14.6%	17.6%	29.1%	39.2%
-8 Not applicable	0	0	0	0	0.0%	0.0%	0.0%	0.0%
-7 Don't know	0	0	0	0	0.0%	0.0%	0.0%	0.0%
-6 Refused	0	0	0	0	0.0%	0.0%	0.0%	0.0%
-5 Logical skip	0	0	0	0	0.0%	0.0%	0.0%	0.0%
Total	748	752	1501	571	100.0%	100.0%	100.0%	100.0%

[UA 260124 US2] How much influence do courts have? (WA: Q27w 1, DC: q25 y 1, US1: N/A)

	DC (US-JIGS1)	NC (US-JIGS1)	SEA (US-JIGS2)	DC (US-JIGS2)	DC (US-JIGS1)	NC (US-JIGS1)	SEA (US-JIGS2)	DC (US-JIGS2)
0 0 No influence	0	0	2	0	0.0%	0.0%	0.1%	0.0%
1 1 Very little influence	0	0	258	62	0.0%	0.0%	17.2%	10.9%
2 2	0	0	81	30	0.0%	0.0%	5.4%	5.3%
3 3	0	0	133	36	0.0%	0.0%	8.9%	6.3%
4 4 Neutral	0	0	170	70	0.0%	0.0%	11.3%	12.3%
5 5	0	0	179	51	0.0%	0.0%	11.9%	8.9%
6 6	0	0	110	45	0.0%	0.0%	7.3%	7.9%
7 7 A lot of influence	0	0	129	40	0.0%	0.0%	8.6%	7.0%
-9 Missing	748	752	439	237	100.0%	100.0%	29.2%	41.5%
-8 Not applicable	0	0	0	0	0.0%	0.0%	0.0%	0.0%
-7 Don't know	0	0	0	0	0.0%	0.0%	0.0%	0.0%
-6 Refused	0	0	0	0	0.0%	0.0%	0.0%	0.0%
-5 Logical skip	0	0	0	0	0.0%	0.0%	0.0%	0.0%
Total	748	752	1501	571	100.0%	100.0%	100.0%	100.0%

[UA 260125 ALL] How much influence do foreign governments have? (WA: Q27x 1, DC: q25 z 1, US1: q18@18 b)

	DC (US-JIGS1)	NC (US-JIGS1)	SEA (US-JIGS2)	DC (US-JIGS2)	DC (US-JIGS1)	NC (US-JIGS1)	SEA (US-JIGS2)	DC (US-JIGS2)
0 0 No influence	0	0	1	0	0.0%	0.0%	0.1%	0.0%
1 1 Very little influence	62	80	443	108	8.3%	10.6%	29.5%	18.9%
2 2	144	78	164	41	19.3%	10.4%	10.9%	7.2%
3 3	180	101	153	58	24.1%	13.4%	10.2%	10.2%
4 4 Neutral	117	133	152	43	15.6%	17.7%	10.1%	7.5%
5 5	82	122	92	43	11.0%	16.2%	6.1%	7.5%
6 6	37	59	26	21	4.9%	7.8%	1.7%	3.7%
7 7 A lot of influence	13	47	33	19	1.7%	6.3%	2.2%	3.3%
-9 Missing	113	132	437	238	15.1%	17.6%	29.1%	41.7%
-8 Not applicable	0	0	0	0	0.0%	0.0%	0.0%	0.0%
-7 Don't know	0	0	0	0	0.0%	0.0%	0.0%	0.0%
-6 Refused	0	0	0	0	0.0%	0.0%	0.0%	0.0%
-5 Logical skip	0	0	0	0	0.0%	0.0%	0.0%	0.0%
Total	748	752	1501	571	100.0%	100.0%	100.0%	100.0%

[UA 260126 ALL] How much influence do international institutes? (WA: Q27y 1, DC: q25 aa 1, US1: q18@18 c)

	DC (US-JIGS1)	NC (US-JIGS1)	SEA (US-JIGS2)	DC (US-JIGS2)	DC (US-JIGS1)	NC (US-JIGS1)	SEA (US-JIGS2)	DC (US-JIGS2)
0 0 No influence	0	0	1	0	0.0%	0.0%	0.1%	0.0%
1 1 Very little influence	74	84	409	93	9.9%	11.2%	27.2%	16.3%
2 2	157	78	207	48	21.0%	10.4%	13.8%	8.4%
3 3	173	129	185	63	23.1%	17.2%	12.3%	11.0%
4 4 Neutral	125	137	144	49	16.7%	18.2%	9.6%	8.6%
5 5	60	96	76	39	8.0%	12.8%	5.1%	6.8%
6 6	35	60	23	27	4.7%	8.0%	1.5%	4.7%
7 7 A lot of influence	5	25	16	20	0.7%	3.3%	1.1%	3.5%
-9 Missing	119	143	440	232	15.9%	19.0%	29.3%	40.6%
-8 Not applicable	0	0	0	0	0.0%	0.0%	0.0%	0.0%
-7 Don't know	0	0	0	0	0.0%	0.0%	0.0%	0.0%
-6 Refused	0	0	0	0	0.0%	0.0%	0.0%	0.0%
-5 Logical skip	0	0	0	0	0.0%	0.0%	0.0%	0.0%
Total	748	752	1501	571	100.0%	100.0%	100.0%	100.0%

[UA 260127 ALL] How much influence do foreign groups have? (WA: Q27z 1, DC: q25 ab 1, US1: q18@18 n)

	DC (US-JIGS1)	NC (US-JIGS1)	SEA (US-JIGS2)	DC (US-JIGS2)	DC (US-JIGS1)	NC (US-JIGS1)	SEA (US-JIGS2)	DC (US-JIGS2)
0 0 No influence	0	0	1	0	0.0%	0.0%	0.1%	0.0%
1 1 Very little influence	82	69	485	126	11.0%	9.2%	32.3%	22.1%
2 2	176	100	221	67	23.5%	13.3%	14.7%	11.7%
3 3	144	132	159	50	19.3%	17.6%	10.6%	8.8%
4 4 Neutral	112	125	119	40	15.0%	16.6%	7.9%	7.0%
5 5	68	102	46	27	9.1%	13.6%	3.1%	4.7%
6 6	37	58	15	9	4.9%	7.7%	1.0%	1.6%
7 7 A lot of influence	12	26	11	12	1.6%	3.5%	0.7%	2.1%
-9 Missing	117	140	444	240	15.6%	18.6%	29.6%	42.0%
-8 Not applicable	0	0	0	0	0.0%	0.0%	0.0%	0.0%
-7 Don't know	0	0	0	0	0.0%	0.0%	0.0%	0.0%
-6 Refused	0	0	0	0	0.0%	0.0%	0.0%	0.0%
-5 Logical skip	0	0	0	0	0.0%	0.0%	0.0%	0.0%
Total	748	752	1501	571	100.0%	100.0%	100.0%	100.0%

[UA 260128 US2] Influence do police have, in general? (WA: Q27aa 1, DC: q25 x 1, US1: N/A)

	DC (US-JIGS1)	NC (US-JIGS1)	SEA (US-JIGS2)	DC (US-JIGS2)	DC (US-JIGS1)	NC (US-JIGS1)	SEA (US-JIGS2)	DC (US-JIGS2)
0 0 No influence	0	0	0	0	0.0%	0.0%	0.0%	0.0%
1 1 Very little influence	0	0	351	64	0.0%	0.0%	23.4%	11.2%
2 2	0	0	147	59	0.0%	0.0%	9.8%	10.3%
3 3	0	0	206	60	0.0%	0.0%	13.7%	10.5%
4 4 Neutral	0	0	183	64	0.0%	0.0%	12.2%	11.2%
5 5	0	0	97	53	0.0%	0.0%	6.5%	9.3%
6 6	0	0	33	14	0.0%	0.0%	2.2%	2.5%
7 7 A lot of influence	0	0	41	19	0.0%	0.0%	2.7%	3.3%
-9 Missing	748	752	443	238	100.0%	100.0%	29.5%	41.7%
-8 Not applicable	0	0	0	0	0.0%	0.0%	0.0%	0.0%
-7 Don't know	0	0	0	0	0.0%	0.0%	0.0%	0.0%
-6 Refused	0	0	0	0	0.0%	0.0%	0.0%	0.0%
-5 Logical skip	0	0	0	0	0.0%	0.0%	0.0%	0.0%
Total	748	752	1501	571	100.0%	100.0%	100.0%	100.0%

[UA 260129 US1] To what extent women's organization influence policy (WA: N/A, DC: N/A, US1: q18@18 m)

	DC (US-JIGS1)	NC (US-JIGS1)	SEA (US-JIGS2)	DC (US-JIGS2)	DC (US-JIGS1)	NC (US-JIGS1)	SEA (US-JIGS2)	DC (US-JIGS2)
0 0 No influence	0	0	0	0	0.0%	0.0%	0.0%	0.0%
1 1 Very little influence	33	43	0	0	4.4%	5.7%	0.0%	0.0%
2 2	78	71	0	0	10.4%	9.4%	0.0%	0.0%
3 3	162	147	0	0	21.7%	19.5%	0.0%	0.0%
4 4 Neutral	194	177	0	0	25.9%	23.5%	0.0%	0.0%
5 5	116	110	0	0	15.5%	14.6%	0.0%	0.0%
6 6	46	49	0	0	6.1%	6.5%	0.0%	0.0%
7 7 A lot of influence	7	21	0	0	0.9%	2.8%	0.0%	0.0%
-9 Missing	112	134	1501	571	15.0%	17.8%	100.0%	100.0%
-8 Not applicable	0	0	0	0	0.0%	0.0%	0.0%	0.0%
-7 Don't know	0	0	0	0	0.0%	0.0%	0.0%	0.0%
-6 Refused	0	0	0	0	0.0%	0.0%	0.0%	0.0%
-5 Logical skip	0	0	0	0	0.0%	0.0%	0.0%	0.0%
Total	748	752	1501	571	100.0%	100.0%	100.0%	100.0%

[UA 260130 US1] To what extent public interest influence policy (WA: N/A, DC: N/A, US1: q18@18 j)

	DC (US-JIGS1)	NC (US-JIGS1)	SEA (US-JIGS2)	DC (US-JIGS2)	DC (US-JIGS1)	NC (US-JIGS1)	SEA (US-JIGS2)	DC (US-JIGS2)
0 0 No influence	0	0	0	0	0.0%	0.0%	0.0%	0.0%
1 1 Very little influence	16	35	0	0	2.1%	4.7%	0.0%	0.0%
2 2	70	57	0	0	9.4%	7.6%	0.0%	0.0%
3 3	151	127	0	0	20.2%	16.9%	0.0%	0.0%
4 4 Neutral	167	158	0	0	22.3%	21.0%	0.0%	0.0%
5 5	146	127	0	0	19.5%	16.9%	0.0%	0.0%
6 6	73	80	0	0	9.8%	10.6%	0.0%	0.0%
7 7 A lot of influence	19	36	0	0	2.5%	4.8%	0.0%	0.0%
-9 Missing	106	132	1501	571	14.2%	17.6%	100.0%	100.0%
-8 Not applicable	0	0	0	0	0.0%	0.0%	0.0%	0.0%
-7 Don't know	0	0	0	0	0.0%	0.0%	0.0%	0.0%
-6 Refused	0	0	0	0	0.0%	0.0%	0.0%	0.0%
-5 Logical skip	0	0	0	0	0.0%	0.0%	0.0%	0.0%
Total	748	752	1501	571	100.0%	100.0%	100.0%	100.0%

[UA 260131 US1] To what extent consumer org influence policy (WA: N/A, DC: N/A, US1: q18@18 j)

	DC (US-JIGS1)	NC (US-JIGS1)	SEA (US-JIGS2)	DC (US-JIGS2)	DC (US-JIGS1)	NC (US-JIGS1)	SEA (US-JIGS2)	DC (US-JIGS2)
0 0 No influence	0	0	0	0	0.0%	0.0%	0.0%	0.0%
1 1 Very little influence	25	30	0	0	3.3%	4.0%	0.0%	0.0%
2 2	61	58	0	0	8.2%	7.7%	0.0%	0.0%
3 3	146	149	0	0	19.5%	19.8%	0.0%	0.0%
4 4 Neutral	191	183	0	0	25.5%	24.3%	0.0%	0.0%
5 5	157	129	0	0	21.0%	17.2%	0.0%	0.0%
6 6	45	58	0	0	6.0%	7.7%	0.0%	0.0%
7 7 A lot of influence	11	16	0	0	1.5%	2.1%	0.0%	0.0%
-9 Missing	112	129	1501	571	15.0%	17.2%	100.0%	100.0%
-8 Not applicable	0	0	0	0	0.0%	0.0%	0.0%	0.0%
-7 Don't know	0	0	0	0	0.0%	0.0%	0.0%	0.0%
-6 Refused	0	0	0	0	0.0%	0.0%	0.0%	0.0%
-5 Logical skip	0	0	0	0	0.0%	0.0%	0.0%	0.0%
Total	748	752	1501	571	100.0%	100.0%	100.0%	100.0%

[UA 260201 US2] Influence agriculture groups have, policies concern your org.? (WA: Q27a 2, DC: q25 a 2, US1: N/A)

	DC (US-JIGS1)	NC (US-JIGS1)	SEA (US-JIGS2)	DC (US-JIGS2)	DC (US-JIGS1)	NC (US-JIGS1)	SEA (US-JIGS2)	DC (US-JIGS2)
0 0 No influence	0	0	3	0	0.0%	0.0%	0.2%	0.0%
1 1 Very little influence	0	0	922	264	0.0%	0.0%	61.4%	46.2%
2 2	0	0	47	17	0.0%	0.0%	3.1%	3.0%
3 3	0	0	35	14	0.0%	0.0%	2.3%	2.5%
4 4 Neutral	0	0	30	12	0.0%	0.0%	2.0%	2.1%
5 5	0	0	19	5	0.0%	0.0%	1.3%	0.9%
6 6	0	0	22	7	0.0%	0.0%	1.5%	1.2%
7 7 A lot of influence	0	0	20	10	0.0%	0.0%	1.3%	1.8%
-9 Missing	748	752	403	242	100.0%	100.0%	26.8%	42.4%
-8 Not applicable	0	0	0	0	0.0%	0.0%	0.0%	0.0%
-7 Don't know	0	0	0	0	0.0%	0.0%	0.0%	0.0%
-6 Refused	0	0	0	0	0.0%	0.0%	0.0%	0.0%
-5 Logical skip	0	0	0	0	0.0%	0.0%	0.0%	0.0%
Total	748	752	1501	571	100.0%	100.0%	100.0%	100.0%

[UA 260202 US2] Influence business associations groups have, policies concern your org.? (WA: Q27b 2, DC: q25 b 2, US1: N/A)

	DC (US-JIGS1)	NC (US-JIGS1)	SEA (US-JIGS2)	DC (US-JIGS2)	DC (US-JIGS1)	NC (US-JIGS1)	SEA (US-JIGS2)	DC (US-JIGS2)
0 0 No influence	0	0	4	0	0.0%	0.0%	0.3%	0.0%
1 1 Very little influence	0	0	649	171	0.0%	0.0%	43.2%	29.9%
2 2	0	0	119	37	0.0%	0.0%	7.9%	6.5%
3 3	0	0	95	26	0.0%	0.0%	6.3%	4.6%
4 4 Neutral	0	0	88	26	0.0%	0.0%	5.9%	4.6%
5 5	0	0	49	27	0.0%	0.0%	3.3%	4.7%
6 6	0	0	38	16	0.0%	0.0%	2.5%	2.8%
7 7 A lot of influence	0	0	55	28	0.0%	0.0%	3.7%	4.9%
-9 Missing	748	752	404	240	100.0%	100.0%	26.9%	42.0%
-8 Not applicable	0	0	0	0	0.0%	0.0%	0.0%	0.0%
-7 Don't know	0	0	0	0	0.0%	0.0%	0.0%	0.0%
-6 Refused	0	0	0	0	0.0%	0.0%	0.0%	0.0%
-5 Logical skip	0	0	0	0	0.0%	0.0%	0.0%	0.0%
Total	748	752	1501	571	100.0%	100.0%	100.0%	100.0%

[UA 260203 US2] Influence labor unions have, policies concern your org.? (WA: Q27c 2, DC: q25 c 2, US1: N/A)

	DC (US-JIGS1)	NC (US-JIGS1)	SEA (US-JIGS2)	DC (US-JIGS2)	DC (US-JIGS1)	NC (US-JIGS1)	SEA (US-JIGS2)	DC (US-JIGS2)
0 0 No influence	0	0	4	0	0.0%	0.0%	0.3%	0.0%
1 1 Very little influence	0	0	801	224	0.0%	0.0%	53.4%	39.2%
2 2	0	0	87	24	0.0%	0.0%	5.8%	4.2%
3 3	0	0	47	12	0.0%	0.0%	3.1%	2.1%
4 4 Neutral	0	0	53	19	0.0%	0.0%	3.5%	3.3%
5 5	0	0	46	19	0.0%	0.0%	3.1%	3.3%
6 6	0	0	29	14	0.0%	0.0%	1.9%	2.5%
7 7 A lot of influence	0	0	30	17	0.0%	0.0%	2.0%	3.0%
-9 Missing	748	752	404	242	100.0%	100.0%	26.9%	42.4%
-8 Not applicable	0	0	0	0	0.0%	0.0%	0.0%	0.0%
-7 Don't know	0	0	0	0	0.0%	0.0%	0.0%	0.0%
-6 Refused	0	0	0	0	0.0%	0.0%	0.0%	0.0%
-5 Logical skip	0	0	0	0	0.0%	0.0%	0.0%	0.0%
Total	748	752	1501	571	100.0%	100.0%	100.0%	100.0%

[UA 260204 US2] Influence education groups have, policies concern your org.? (WA: Q27d 2, DC: q25 d 2, US1: N/A)

	DC (US-JIGS1)	NC (US-JIGS1)	SEA (US-JIGS2)	DC (US-JIGS2)	DC (US-JIGS1)	NC (US-JIGS1)	SEA (US-JIGS2)	DC (US-JIGS2)
0 0 No influence	0	0	2	0	0.0%	0.0%	0.1%	0.0%
1 1 Very little influence	0	0	467	125	0.0%	0.0%	31.1%	21.9%
2 2	0	0	143	28	0.0%	0.0%	9.5%	4.9%
3 3	0	0	129	37	0.0%	0.0%	8.6%	6.5%
4 4 Neutral	0	0	114	39	0.0%	0.0%	7.6%	6.8%
5 5	0	0	102	40	0.0%	0.0%	6.8%	7.0%
6 6	0	0	65	29	0.0%	0.0%	4.3%	5.1%
7 7 A lot of influence	0	0	80	46	0.0%	0.0%	5.3%	8.1%
-9 Missing	748	752	399	227	100.0%	100.0%	26.6%	39.8%
-8 Not applicable	0	0	0	0	0.0%	0.0%	0.0%	0.0%
-7 Don't know	0	0	0	0	0.0%	0.0%	0.0%	0.0%
-6 Refused	0	0	0	0	0.0%	0.0%	0.0%	0.0%
-5 Logical skip	0	0	0	0	0.0%	0.0%	0.0%	0.0%
Total	748	752	1501	571	100.0%	100.0%	100.0%	100.0%

[UA 260205 US2] Influence govern-related groups have, policies concern your org.? (WA: Q27e 2, DC: q25 e 2, US1: N/A)

	DC (US-JIGS1)	NC (US-JIGS1)	SEA (US-JIGS2)	DC (US-JIGS2)	DC (US-JIGS1)	NC (US-JIGS1)	SEA (US-JIGS2)	DC (US-JIGS2)
0 0 No influence	0	0	2	0	0.0%	0.0%	0.1%	0.0%
1 1 Very little influence	0	0	566	147	0.0%	0.0%	37.7%	25.7%
2 2	0	0	106	24	0.0%	0.0%	7.1%	4.2%
3 3	0	0	119	31	0.0%	0.0%	7.9%	5.4%
4 4 Neutral	0	0	112	47	0.0%	0.0%	7.5%	8.2%
5 5	0	0	82	30	0.0%	0.0%	5.5%	5.3%
6 6	0	0	40	16	0.0%	0.0%	2.7%	2.8%
7 7 A lot of influence	0	0	69	23	0.0%	0.0%	4.6%	4.0%
-9 Missing	748	752	405	253	100.0%	100.0%	27.0%	44.3%
-8 Not applicable	0	0	0	0	0.0%	0.0%	0.0%	0.0%
-7 Don't know	0	0	0	0	0.0%	0.0%	0.0%	0.0%
-6 Refused	0	0	0	0	0.0%	0.0%	0.0%	0.0%
-5 Logical skip	0	0	0	0	0.0%	0.0%	0.0%	0.0%
Total	748	752	1501	571	100.0%	100.0%	100.0%	100.0%

[UA 260206 US2] Influence welfare groups have, policies concern your org.? (WA: Q27f 2, DC: q25 f 2, US1: N/A)

	DC (US-JIGS1)	NC (US-JIGS1)	SEA (US-JIGS2)	DC (US-JIGS2)	DC (US-JIGS1)	NC (US-JIGS1)	SEA (US-JIGS2)	DC (US-JIGS2)
0 0 No influence	0	0	3	0	0.0%	0.0%	0.2%	0.0%
1 1 Very little influence	0	0	754	198	0.0%	0.0%	50.2%	34.7%
2 2	0	0	81	31	0.0%	0.0%	5.4%	5.4%
3 3	0	0	63	20	0.0%	0.0%	4.2%	3.5%
4 4 Neutral	0	0	67	31	0.0%	0.0%	4.5%	5.4%
5 5	0	0	59	17	0.0%	0.0%	3.9%	3.0%
6 6	0	0	38	10	0.0%	0.0%	2.5%	1.8%
7 7 A lot of influence	0	0	31	18	0.0%	0.0%	2.1%	3.2%
-9 Missing	748	752	405	246	100.0%	100.0%	27.0%	43.1%
-8 Not applicable	0	0	0	0	0.0%	0.0%	0.0%	0.0%
-7 Don't know	0	0	0	0	0.0%	0.0%	0.0%	0.0%
-6 Refused	0	0	0	0	0.0%	0.0%	0.0%	0.0%
-5 Logical skip	0	0	0	0	0.0%	0.0%	0.0%	0.0%
Total	748	752	1501	571	100.0%	100.0%	100.0%	100.0%

[UA 260207 US2] Influence professional groups have, policies concern your org.? (WA: Q27g 2, DC: q25 g 2, US1: N/A)

	DC (US-JIGS1)	NC (US-JIGS1)	SEA (US-JIGS2)	DC (US-JIGS2)	DC (US-JIGS1)	NC (US-JIGS1)	SEA (US-JIGS2)	DC (US-JIGS2)
0 0 No influence	0	0	3	0	0.0%	0.0%	0.2%	0.0%
1 1 Very little influence	0	0	547	138	0.0%	0.0%	36.4%	24.2%
2 2	0	0	146	35	0.0%	0.0%	9.7%	6.1%
3 3	0	0	132	38	0.0%	0.0%	8.8%	6.7%
4 4 Neutral	0	0	99	48	0.0%	0.0%	6.6%	8.4%
5 5	0	0	73	33	0.0%	0.0%	4.9%	5.8%
6 6	0	0	39	21	0.0%	0.0%	2.6%	3.7%
7 7 A lot of influence	0	0	40	18	0.0%	0.0%	2.7%	3.2%
-9 Missing	748	752	422	240	100.0%	100.0%	28.1%	42.0%
-8 Not applicable	0	0	0	0	0.0%	0.0%	0.0%	0.0%
-7 Don't know	0	0	0	0	0.0%	0.0%	0.0%	0.0%
-6 Refused	0	0	0	0	0.0%	0.0%	0.0%	0.0%
-5 Logical skip	0	0	0	0	0.0%	0.0%	0.0%	0.0%
Total	748	752	1501	571	100.0%	100.0%	100.0%	100.0%

[UA 260208 US2] Influence advocacy groups have, policies concern your org.? (WA: Q27h 2, DC: q25 h 2, US1: N/A)

	DC (US-JIGS1)	NC (US-JIGS1)	SEA (US-JIGS2)	DC (US-JIGS2)	DC (US-JIGS1)	NC (US-JIGS1)	SEA (US-JIGS2)	DC (US-JIGS2)
0 0 No influence	0	0	2	0	0.0%	0.0%	0.1%	0.0%
1 1 Very little influence	0	0	499	127	0.0%	0.0%	33.2%	22.2%
2 2	0	0	146	28	0.0%	0.0%	9.7%	4.9%
3 3	0	0	114	38	0.0%	0.0%	7.6%	6.7%
4 4 Neutral	0	0	113	40	0.0%	0.0%	7.5%	7.0%
5 5	0	0	88	41	0.0%	0.0%	5.9%	7.2%
6 6	0	0	56	31	0.0%	0.0%	3.7%	5.4%
7 7 A lot of influence	0	0	66	27	0.0%	0.0%	4.4%	4.7%
-9 Missing	748	752	417	239	100.0%	100.0%	27.8%	41.9%
-8 Not applicable	0	0	0	0	0.0%	0.0%	0.0%	0.0%
-7 Don't know	0	0	0	0	0.0%	0.0%	0.0%	0.0%
-6 Refused	0	0	0	0	0.0%	0.0%	0.0%	0.0%
-5 Logical skip	0	0	0	0	0.0%	0.0%	0.0%	0.0%
Total	748	752	1501	571	100.0%	100.0%	100.0%	100.0%

[UA 260209 US2] Influence civic groups have, policies concern your org.? (WA: Q27i 2, DC: q25 i 2, US1: N/A)

	DC (US-JIGS1)	NC (US-JIGS1)	SEA (US-JIGS2)	DC (US-JIGS2)	DC (US-JIGS1)	NC (US-JIGS1)	SEA (US-JIGS2)	DC (US-JIGS2)
0 0 No influence	0	0	2	0	0.0%	0.0%	0.1%	0.0%
1 1 Very little influence	0	0	558	167	0.0%	0.0%	37.2%	29.2%
2 2	0	0	165	48	0.0%	0.0%	11.0%	8.4%
3 3	0	0	130	32	0.0%	0.0%	8.7%	5.6%
4 4 Neutral	0	0	103	28	0.0%	0.0%	6.9%	4.9%
5 5	0	0	67	30	0.0%	0.0%	4.5%	5.3%
6 6	0	0	40	12	0.0%	0.0%	2.7%	2.1%
7 7 A lot of influence	0	0	20	15	0.0%	0.0%	1.3%	2.6%
-9 Missing	748	752	416	239	100.0%	100.0%	27.7%	41.9%
-8 Not applicable	0	0	0	0	0.0%	0.0%	0.0%	0.0%
-7 Don't know	0	0	0	0	0.0%	0.0%	0.0%	0.0%
-6 Refused	0	0	0	0	0.0%	0.0%	0.0%	0.0%
-5 Logical skip	0	0	0	0	0.0%	0.0%	0.0%	0.0%
Total	748	752	1501	571	100.0%	100.0%	100.0%	100.0%

[UA_260210_US2] Influence scholarly/art groups have, policies concern your org.? (WA) - Rate: Policies of concern to your org: Arts and culture groups (DC) (WA: Q27j 2, DC: q25 j 2, .US1: N/A)

	DC (US-JIGS1)	NC (US-JIGS1)	SEA (US-JIGS2)	DC (US-JIGS2)	DC (US-JIGS1)	NC (US-JIGS1)	SEA (US-JIGS2)	DC (US-JIGS2)
0 0 No influence	0	0	4	0	0.0%	0.0%	0.3%	0.0%
1 1 Very little influence	0	0	661	215	0.0%	0.0%	44.0%	37.7%
2 2	0	0	115	32	0.0%	0.0%	7.7%	5.6%
3 3	0	0	93	28	0.0%	0.0%	6.2%	4.9%
4 4 Neutral	0	0	85	17	0.0%	0.0%	5.7%	3.0%
5 5	0	0	49	15	0.0%	0.0%	3.3%	2.6%
6 6	0	0	35	8	0.0%	0.0%	2.3%	1.4%
7 7 A lot of influence	0	0	43	14	0.0%	0.0%	2.9%	2.5%
-9 Missing	748	752	416	242	100.0%	100.0%	27.7%	42.4%
-8 Not applicable	0	0	0	0	0.0%	0.0%	0.0%	0.0%
-7 Don't know	0	0	0	0	0.0%	0.0%	0.0%	0.0%
-6 Refused	0	0	0	0	0.0%	0.0%	0.0%	0.0%
-5 Logical skip	0	0	0	0	0.0%	0.0%	0.0%	0.0%
Total	748	752	1501	571	100.0%	100.0%	100.0%	100.0%

[UA_260211_US2] Influence scholarly/art groups have, policies concern your org.? (WA) - Rate: Policies of concern to your org: Scholarly groups (DC) (WA: Q27j 2, DC: q25 k 2, US1: N/A)

	DC (US-JIGS1)	NC (US-JIGS1)	SEA (US-JIGS2)	DC (US-JIGS2)	DC (US-JIGS1)	NC (US-JIGS1)	SEA (US-JIGS2)	DC (US-JIGS2)
0 0 No influence	0	0	4	0	0.0%	0.0%	0.3%	0.0%
1 1 Very little influence	0	0	661	163	0.0%	0.0%	44.0%	28.5%
2 2	0	0	115	35	0.0%	0.0%	7.7%	6.1%
3 3	0	0	93	38	0.0%	0.0%	6.2%	6.7%
4 4 Neutral	0	0	85	24	0.0%	0.0%	5.7%	4.2%
5 5	0	0	49	29	0.0%	0.0%	3.3%	5.1%
6 6	0	0	35	23	0.0%	0.0%	2.3%	4.0%
7 7 A lot of influence	0	0	43	18	0.0%	0.0%	2.9%	3.2%
-9 Missing	748	752	416	241	100.0%	100.0%	27.7%	42.2%
-8 Not applicable	0	0	0	0	0.0%	0.0%	0.0%	0.0%
-7 Don't know	0	0	0	0	0.0%	0.0%	0.0%	0.0%
-6 Refused	0	0	0	0	0.0%	0.0%	0.0%	0.0%
-5 Logical skip	0	0	0	0	0.0%	0.0%	0.0%	0.0%
Total	748	752	1501	571	100.0%	100.0%	100.0%	100.0%

[UA_260212_US2] Influence hobby/sports groups have, policies concern your org.? (WA: Q27k 2, DC: q25 l 2, US1: N/A)

	DC (US-JIGS1)	NC (US-JIGS1)	SEA (US-JIGS2)	DC (US-JIGS2)	DC (US-JIGS1)	NC (US-JIGS1)	SEA (US-JIGS2)	DC (US-JIGS2)
0 0 No influence	0	0	3	0	0.0%	0.0%	0.2%	0.0%
1 1 Very little influence	0	0	800	240	0.0%	0.0%	53.3%	42.0%
2 2	0	0	85	26	0.0%	0.0%	5.7%	4.6%
3 3	0	0	62	10	0.0%	0.0%	4.1%	1.8%
4 4 Neutral	0	0	43	21	0.0%	0.0%	2.9%	3.7%
5 5	0	0	40	9	0.0%	0.0%	2.7%	1.6%
6 6	0	0	21	6	0.0%	0.0%	1.4%	1.1%
7 7 A lot of influence	0	0	29	14	0.0%	0.0%	1.9%	2.5%
-9 Missing	748	752	418	245	100.0%	100.0%	27.8%	42.9%
-8 Not applicable	0	0	0	0	0.0%	0.0%	0.0%	0.0%
-7 Don't know	0	0	0	0	0.0%	0.0%	0.0%	0.0%
-6 Refused	0	0	0	0	0.0%	0.0%	0.0%	0.0%
-5 Logical skip	0	0	0	0	0.0%	0.0%	0.0%	0.0%
Total	748	752	1501	571	100.0%	100.0%	100.0%	100.0%

[UA 260213 US2] Influence religious groups have, policies concern your org.? (WA: Q271 2, DC: q25 m 2, US1: N/A)

	DC (US-JIGS1)	NC (US-JIGS1)	SEA (US-JIGS2)	DC (US-JIGS2)	DC (US-JIGS1)	NC (US-JIGS1)	SEA (US-JIGS2)	DC (US-JIGS2)
0 0 No influence	0	0	4	0	0.0%	0.0%	0.3%	0.0%
1 1 Very little influence	0	0	803	228	0.0%	0.0%	53.5%	39.9%
2 2	0	0	82	23	0.0%	0.0%	5.5%	4.0%
3 3	0	0	68	14	0.0%	0.0%	4.5%	2.5%
4 4 Neutral	0	0	50	25	0.0%	0.0%	3.3%	4.4%
5 5	0	0	42	14	0.0%	0.0%	2.8%	2.5%
6 6	0	0	18	12	0.0%	0.0%	1.2%	2.1%
7 7 A lot of influence	0	0	14	16	0.0%	0.0%	0.9%	2.8%
-9 Missing	748	752	420	239	100.0%	100.0%	28.0%	41.9%
-8 Not applicable	0	0	0	0	0.0%	0.0%	0.0%	0.0%
-7 Don't know	0	0	0	0	0.0%	0.0%	0.0%	0.0%
-6 Refused	0	0	0	0	0.0%	0.0%	0.0%	0.0%
-5 Logical skip	0	0	0	0	0.0%	0.0%	0.0%	0.0%
Total	748	752	1501	571	100.0%	100.0%	100.0%	100.0%

[UA 260214 US2] Influence congress have, policies concern your org.? (WA: Q27m 2, DC: q25 n 2, US1: N/A)

	DC (US-JIGS1)	NC (US-JIGS1)	SEA (US-JIGS2)	DC (US-JIGS2)	DC (US-JIGS1)	NC (US-JIGS1)	SEA (US-JIGS2)	DC (US-JIGS2)
0 0 No influence	0	0	3	0	0.0%	0.0%	0.2%	0.0%
1 1 Very little influence	0	0	489	123	0.0%	0.0%	32.6%	21.5%
2 2	0	0	97	19	0.0%	0.0%	6.5%	3.3%
3 3	0	0	89	27	0.0%	0.0%	5.9%	4.7%
4 4 Neutral	0	0	68	31	0.0%	0.0%	4.5%	5.4%
5 5	0	0	95	24	0.0%	0.0%	6.3%	4.2%
6 6	0	0	75	28	0.0%	0.0%	5.0%	4.9%
7 7 A lot of influence	0	0	155	83	0.0%	0.0%	10.3%	14.5%
-9 Missing	748	752	430	236	100.0%	100.0%	28.6%	41.3%
-8 Not applicable	0	0	0	0	0.0%	0.0%	0.0%	0.0%
-7 Don't know	0	0	0	0	0.0%	0.0%	0.0%	0.0%
-6 Refused	0	0	0	0	0.0%	0.0%	0.0%	0.0%
-5 Logical skip	0	0	0	0	0.0%	0.0%	0.0%	0.0%
Total	748	752	1501	571	100.0%	100.0%	100.0%	100.0%

[UA 260215 US2] Influence president have, policies concern your org.? (WA: Q27n 2, DC: q25 o 2, US1: N/A)

	DC (US-JIGS1)	NC (US-JIGS1)	SEA (US-JIGS2)	DC (US-JIGS2)	DC (US-JIGS1)	NC (US-JIGS1)	SEA (US-JIGS2)	DC (US-JIGS2)
0 0 No influence	0	0	3	0	0.0%	0.0%	0.2%	0.0%
1 1 Very little influence	0	0	539	135	0.0%	0.0%	35.9%	23.6%
2 2	0	0	97	25	0.0%	0.0%	6.5%	4.4%
3 3	0	0	94	21	0.0%	0.0%	6.3%	3.7%
4 4 Neutral	0	0	72	29	0.0%	0.0%	4.8%	5.1%
5 5	0	0	95	31	0.0%	0.0%	6.3%	5.4%
6 6	0	0	55	27	0.0%	0.0%	3.7%	4.7%
7 7 A lot of influence	0	0	116	63	0.0%	0.0%	7.7%	11.0%
-9 Missing	748	752	430	240	100.0%	100.0%	28.6%	42.0%
-8 Not applicable	0	0	0	0	0.0%	0.0%	0.0%	0.0%
-7 Don't know	0	0	0	0	0.0%	0.0%	0.0%	0.0%
-6 Refused	0	0	0	0	0.0%	0.0%	0.0%	0.0%
-5 Logical skip	0	0	0	0	0.0%	0.0%	0.0%	0.0%
Total	748	752	1501	571	100.0%	100.0%	100.0%	100.0%

[UA 260216 US2] Influence democratic party have, policies concern your org.? (WA: Q27o 2, DC: q25 p 2, US1: N/A)

	DC (US-JIGS1)	NC (US-JIGS1)	SEA (US-JIGS2)	DC (US-JIGS2)	DC (US-JIGS1)	NC (US-JIGS1)	SEA (US-JIGS2)	DC (US-JIGS2)
0 0 No influence	0	0	3	0	0.0%	0.0%	0.2%	0.0%
1 1 Very little influence	0	0	600	167	0.0%	0.0%	40.0%	29.2%
2 2	0	0	85	14	0.0%	0.0%	5.7%	2.5%
3 3	0	0	75	28	0.0%	0.0%	5.0%	4.9%
4 4 Neutral	0	0	77	27	0.0%	0.0%	5.1%	4.7%
5 5	0	0	86	23	0.0%	0.0%	5.7%	4.0%
6 6	0	0	56	30	0.0%	0.0%	3.7%	5.3%
7 7 A lot of influence	0	0	89	39	0.0%	0.0%	5.9%	6.8%
-9 Missing	748	752	430	243	100.0%	100.0%	28.6%	42.6%
-8 Not applicable	0	0	0	0	0.0%	0.0%	0.0%	0.0%
-7 Don't know	0	0	0	0	0.0%	0.0%	0.0%	0.0%
-6 Refused	0	0	0	0	0.0%	0.0%	0.0%	0.0%
-5 Logical skip	0	0	0	0	0.0%	0.0%	0.0%	0.0%
Total	748	752	1501	571	100.0%	100.0%	100.0%	100.0%

[UA 260217 US2] Influence republican party have, policies concern your org.? (WA: Q27p 2, DC: q25 q 2, US1: N/A)

	DC (US-JIGS1)	NC (US-JIGS1)	SEA (US-JIGS2)	DC (US-JIGS2)	DC (US-JIGS1)	NC (US-JIGS1)	SEA (US-JIGS2)	DC (US-JIGS2)
0 0 No influence	0	0	4	0	0.0%	0.0%	0.3%	0.0%
1 1 Very little influence	0	0	674	181	0.0%	0.0%	44.9%	31.7%
2 2	0	0	94	20	0.0%	0.0%	6.3%	3.5%
3 3	0	0	81	29	0.0%	0.0%	5.4%	5.1%
4 4 Neutral	0	0	69	29	0.0%	0.0%	4.6%	5.1%
5 5	0	0	63	20	0.0%	0.0%	4.2%	3.5%
6 6	0	0	23	18	0.0%	0.0%	1.5%	3.2%
7 7 A lot of influence	0	0	63	31	0.0%	0.0%	4.2%	5.4%
-9 Missing	748	752	430	243	100.0%	100.0%	28.6%	42.6%
-8 Not applicable	0	0	0	0	0.0%	0.0%	0.0%	0.0%
-7 Don't know	0	0	0	0	0.0%	0.0%	0.0%	0.0%
-6 Refused	0	0	0	0	0.0%	0.0%	0.0%	0.0%
-5 Logical skip	0	0	0	0	0.0%	0.0%	0.0%	0.0%
Total	748	752	1501	571	100.0%	100.0%	100.0%	100.0%

[UA 260218 US2] Influence federal gov have, policies concern your org.? (WA: Q27q 2, DC: q25 r 2, US1: N/A)

	DC (US-JIGS1)	NC (US-JIGS1)	SEA (US-JIGS2)	DC (US-JIGS2)	DC (US-JIGS1)	NC (US-JIGS1)	SEA (US-JIGS2)	DC (US-JIGS2)
0 0 No influence	0	0	2	0	0.0%	0.0%	0.1%	0.0%
1 1 Very little influence	0	0	454	104	0.0%	0.0%	30.2%	18.2%
2 2	0	0	115	23	0.0%	0.0%	7.7%	4.0%
3 3	0	0	91	30	0.0%	0.0%	6.1%	5.3%
4 4 Neutral	0	0	100	32	0.0%	0.0%	6.7%	5.6%
5 5	0	0	101	36	0.0%	0.0%	6.7%	6.3%
6 6	0	0	67	31	0.0%	0.0%	4.5%	5.4%
7 7 A lot of influence	0	0	146	81	0.0%	0.0%	9.7%	14.2%
-9 Missing	748	752	425	234	100.0%	100.0%	28.3%	41.0%
-8 Not applicable	0	0	0	0	0.0%	0.0%	0.0%	0.0%
-7 Don't know	0	0	0	0	0.0%	0.0%	0.0%	0.0%
-6 Refused	0	0	0	0	0.0%	0.0%	0.0%	0.0%
-5 Logical skip	0	0	0	0	0.0%	0.0%	0.0%	0.0%
Total	748	752	1501	571	100.0%	100.0%	100.0%	100.0%

[UA 260219 US2] Influence state gov. have, policies concern your org.? (WA: Q27r 2, DC: q25 s 2, US1: N/A)

	DC (US-JIGS1)	NC (US-JIGS1)	SEA (US-JIGS2)	DC (US-JIGS2)	DC (US-JIGS1)	NC (US-JIGS1)	SEA (US-JIGS2)	DC (US-JIGS2)
0 0 No influence	0	0	1	0	0.0%	0.0%	0.1%	0.0%
1 1 Very little influence	0	0	369	121	0.0%	0.0%	24.6%	21.2%
2 2	0	0	122	24	0.0%	0.0%	8.1%	4.2%
3 3	0	0	99	27	0.0%	0.0%	6.6%	4.7%
4 4 Neutral	0	0	106	33	0.0%	0.0%	7.1%	5.8%
5 5	0	0	106	41	0.0%	0.0%	7.1%	7.2%
6 6	0	0	91	28	0.0%	0.0%	6.1%	4.9%
7 7 A lot of influence	0	0	184	58	0.0%	0.0%	12.3%	10.2%
-9 Missing	748	752	423	239	100.0%	100.0%	28.2%	41.9%
-8 Not applicable	0	0	0	0	0.0%	0.0%	0.0%	0.0%
-7 Don't know	0	0	0	0	0.0%	0.0%	0.0%	0.0%
-6 Refused	0	0	0	0	0.0%	0.0%	0.0%	0.0%
-5 Logical skip	0	0	0	0	0.0%	0.0%	0.0%	0.0%
Total	748	752	1501	571	100.0%	100.0%	100.0%	100.0%

[UA 260220 US2] Influence local gov have, policies concern your org.? (WA: Q27s 2, DC: q25 t 2, US1: N/A)

	DC (US-JIGS1)	NC (US-JIGS1)	SEA (US-JIGS2)	DC (US-JIGS2)	DC (US-JIGS1)	NC (US-JIGS1)	SEA (US-JIGS2)	DC (US-JIGS2)
0 0 No influence	0	0	1	0	0.0%	0.0%	0.1%	0.0%
1 1 Very little influence	0	0	387	131	0.0%	0.0%	25.8%	22.9%
2 2	0	0	115	27	0.0%	0.0%	7.7%	4.7%
3 3	0	0	128	26	0.0%	0.0%	8.5%	4.6%
4 4 Neutral	0	0	104	37	0.0%	0.0%	6.9%	6.5%
5 5	0	0	122	36	0.0%	0.0%	8.1%	6.3%
6 6	0	0	70	26	0.0%	0.0%	4.7%	4.6%
7 7 A lot of influence	0	0	137	53	0.0%	0.0%	9.1%	9.3%
-9 Missing	748	752	437	235	100.0%	100.0%	29.1%	41.2%
-8 Not applicable	0	0	0	0	0.0%	0.0%	0.0%	0.0%
-7 Don't know	0	0	0	0	0.0%	0.0%	0.0%	0.0%
-6 Refused	0	0	0	0	0.0%	0.0%	0.0%	0.0%
-5 Logical skip	0	0	0	0	0.0%	0.0%	0.0%	0.0%
Total	748	752	1501	571	100.0%	100.0%	100.0%	100.0%

[UA 260221 US2] Influence state legislature have, policies concern your org.? (WA: Q27t 2, DC: q25 u 2, US1: N/A)

	DC (US-JIGS1)	NC (US-JIGS1)	SEA (US-JIGS2)	DC (US-JIGS2)	DC (US-JIGS1)	NC (US-JIGS1)	SEA (US-JIGS2)	DC (US-JIGS2)
0 0 No influence	0	0	2	0	0.0%	0.0%	0.1%	0.0%
1 1 Very little influence	0	0	395	144	0.0%	0.0%	26.3%	25.2%
2 2	0	0	110	30	0.0%	0.0%	7.3%	5.3%
3 3	0	0	92	20	0.0%	0.0%	6.1%	3.5%
4 4 Neutral	0	0	104	27	0.0%	0.0%	6.9%	4.7%
5 5	0	0	106	27	0.0%	0.0%	7.1%	4.7%
6 6	0	0	92	27	0.0%	0.0%	6.1%	4.7%
7 7 A lot of influence	0	0	158	48	0.0%	0.0%	10.5%	8.4%
-9 Missing	748	752	442	248	100.0%	100.0%	29.4%	43.4%
-8 Not applicable	0	0	0	0	0.0%	0.0%	0.0%	0.0%
-7 Don't know	0	0	0	0	0.0%	0.0%	0.0%	0.0%
-6 Refused	0	0	0	0	0.0%	0.0%	0.0%	0.0%
-5 Logical skip	0	0	0	0	0.0%	0.0%	0.0%	0.0%
Total	748	752	1501	571	100.0%	100.0%	100.0%	100.0%

[UA 260222 US2] Influence big business have, policies concern your org.? (WA: Q27u 2, DC: q25 v 2, US1: N/A)

	DC (US-JIGS1)	NC (US-JIGS1)	SEA (US-JIGS2)	DC (US-JIGS2)	DC (US-JIGS1)	NC (US-JIGS1)	SEA (US-JIGS2)	DC (US-JIGS2)
0 0 No influence	0	0	4	0	0.0%	0.0%	0.3%	0.0%
1 1 Very little influence	0	0	603	157	0.0%	0.0%	40.2%	27.5%
2 2	0	0	142	39	0.0%	0.0%	9.5%	6.8%
3 3	0	0	88	32	0.0%	0.0%	5.9%	5.6%
4 4 Neutral	0	0	83	35	0.0%	0.0%	5.5%	6.1%
5 5	0	0	55	28	0.0%	0.0%	3.7%	4.9%
6 6	0	0	36	15	0.0%	0.0%	2.4%	2.6%
7 7 A lot of influence	0	0	47	22	0.0%	0.0%	3.1%	3.9%
-9 Missing	748	752	443	243	100.0%	100.0%	29.5%	42.6%
-8 Not applicable	0	0	0	0	0.0%	0.0%	0.0%	0.0%
-7 Don't know	0	0	0	0	0.0%	0.0%	0.0%	0.0%
-6 Refused	0	0	0	0	0.0%	0.0%	0.0%	0.0%
-5 Logical skip	0	0	0	0	0.0%	0.0%	0.0%	0.0%
Total	748	752	1501	571	100.0%	100.0%	100.0%	100.0%

[UA 260223 US2] Influence media have, policies concern your org.? (WA: Q27v 2, DC: q25 w 2, US1: N/A)

	DC (US-JIGS1)	NC (US-JIGS1)	SEA (US-JIGS2)	DC (US-JIGS2)	DC (US-JIGS1)	NC (US-JIGS1)	SEA (US-JIGS2)	DC (US-JIGS2)
0 0 No influence	0	0	2	0	0.0%	0.0%	0.1%	0.0%
1 1 Very little influence	0	0	468	126	0.0%	0.0%	31.2%	22.1%
2 2	0	0	170	36	0.0%	0.0%	11.3%	6.3%
3 3	0	0	117	35	0.0%	0.0%	7.8%	6.1%
4 4 Neutral	0	0	111	45	0.0%	0.0%	7.4%	7.9%
5 5	0	0	85	28	0.0%	0.0%	5.7%	4.9%
6 6	0	0	41	34	0.0%	0.0%	2.7%	6.0%
7 7 A lot of influence	0	0	66	31	0.0%	0.0%	4.4%	5.4%
-9 Missing	748	752	441	236	100.0%	100.0%	29.4%	41.3%
-8 Not applicable	0	0	0	0	0.0%	0.0%	0.0%	0.0%
-7 Don't know	0	0	0	0	0.0%	0.0%	0.0%	0.0%
-6 Refused	0	0	0	0	0.0%	0.0%	0.0%	0.0%
-5 Logical skip	0	0	0	0	0.0%	0.0%	0.0%	0.0%
Total	748	752	1501	571	100.0%	100.0%	100.0%	100.0%

[UA 260224 US2] Influence courts have, policies concern your org.? (WA: Q27w 2, DC: q25 y 2, US1: N/A)

	DC (US-JIGS1)	NC (US-JIGS1)	SEA (US-JIGS2)	DC (US-JIGS2)	DC (US-JIGS1)	NC (US-JIGS1)	SEA (US-JIGS2)	DC (US-JIGS2)
0 0 No influence	0	0	4	0	0.0%	0.0%	0.3%	0.0%
1 1 Very little influence	0	0	654	198	0.0%	0.0%	43.6%	34.7%
2 2	0	0	100	29	0.0%	0.0%	6.7%	5.1%
3 3	0	0	74	21	0.0%	0.0%	4.9%	3.7%
4 4 Neutral	0	0	82	27	0.0%	0.0%	5.5%	4.7%
5 5	0	0	52	18	0.0%	0.0%	3.5%	3.2%
6 6	0	0	34	9	0.0%	0.0%	2.3%	1.6%
7 7 A lot of influence	0	0	59	20	0.0%	0.0%	3.9%	3.5%
-9 Missing	748	752	442	249	100.0%	100.0%	29.4%	43.6%
-8 Not applicable	0	0	0	0	0.0%	0.0%	0.0%	0.0%
-7 Don't know	0	0	0	0	0.0%	0.0%	0.0%	0.0%
-6 Refused	0	0	0	0	0.0%	0.0%	0.0%	0.0%
-5 Logical skip	0	0	0	0	0.0%	0.0%	0.0%	0.0%
Total	748	752	1501	571	100.0%	100.0%	100.0%	100.0%

[UA 260225 US2] Influence foreign gov have, policies concern your org.? (WA: Q27x 2, DC: q25 z 2, US1: N/A)

	DC (US-JIGS1)	NC (US-JIGS1)	SEA (US-JIGS2)	DC (US-JIGS2)	DC (US-JIGS1)	NC (US-JIGS1)	SEA (US-JIGS2)	DC (US-JIGS2)
0 0 No influence	0	0	5	0	0.0%	0.0%	0.3%	0.0%
1 1 Very little influence	0	0	871	265	0.0%	0.0%	58.0%	46.4%
2 2	0	0	67	9	0.0%	0.0%	4.5%	1.6%
3 3	0	0	28	10	0.0%	0.0%	1.9%	1.8%
4 4 Neutral	0	0	33	10	0.0%	0.0%	2.2%	1.8%
5 5	0	0	22	9	0.0%	0.0%	1.5%	1.6%
6 6	0	0	15	8	0.0%	0.0%	1.0%	1.4%
7 7 A lot of influence	0	0	19	11	0.0%	0.0%	1.3%	1.9%
-9 Missing	748	752	441	249	100.0%	100.0%	29.4%	43.6%
-8 Not applicable	0	0	0	0	0.0%	0.0%	0.0%	0.0%
-7 Don't know	0	0	0	0	0.0%	0.0%	0.0%	0.0%
-6 Refused	0	0	0	0	0.0%	0.0%	0.0%	0.0%
-5 Logical skip	0	0	0	0	0.0%	0.0%	0.0%	0.0%
Total	748	752	1501	571	100.0%	100.0%	100.0%	100.0%

[UA 260226 US2] Influence international institutions have, policies concern your org.? (WA: Q27y 2, DC: q25 aa 2, US1: N/A)

	DC (US-JIGS1)	NC (US-JIGS1)	SEA (US-JIGS2)	DC (US-JIGS2)	DC (US-JIGS1)	NC (US-JIGS1)	SEA (US-JIGS2)	DC (US-JIGS2)
0 0 No influence	0	0	5	0	0.0%	0.0%	0.3%	0.0%
1 1 Very little influence	0	0	840	254	0.0%	0.0%	56.0%	44.5%
2 2	0	0	78	12	0.0%	0.0%	5.2%	2.1%
3 3	0	0	33	19	0.0%	0.0%	2.2%	3.3%
4 4 Neutral	0	0	45	12	0.0%	0.0%	3.0%	2.1%
5 5	0	0	30	7	0.0%	0.0%	2.0%	1.2%
6 6	0	0	11	9	0.0%	0.0%	0.7%	1.6%
7 7 A lot of influence	0	0	14	13	0.0%	0.0%	0.9%	2.3%
-9 Missing	748	752	445	245	100.0%	100.0%	29.6%	42.9%
-8 Not applicable	0	0	0	0	0.0%	0.0%	0.0%	0.0%
-7 Don't know	0	0	0	0	0.0%	0.0%	0.0%	0.0%
-6 Refused	0	0	0	0	0.0%	0.0%	0.0%	0.0%
-5 Logical skip	0	0	0	0	0.0%	0.0%	0.0%	0.0%
Total	748	752	1501	571	100.0%	100.0%	100.0%	100.0%

[UA 260227 US2] Influence foreign groups have, policies concern your org.? (WA: Q27z 2, DC: q25 ab 2, US1: N/A)

	DC (US-JIGS1)	NC (US-JIGS1)	SEA (US-JIGS2)	DC (US-JIGS2)	DC (US-JIGS1)	NC (US-JIGS1)	SEA (US-JIGS2)	DC (US-JIGS2)
0 0 No influence	0	0	5	0	0.0%	0.0%	0.3%	0.0%
1 1 Very little influence	0	0	895	267	0.0%	0.0%	59.6%	46.8%
2 2	0	0	52	20	0.0%	0.0%	3.5%	3.5%
3 3	0	0	29	10	0.0%	0.0%	1.9%	1.8%
4 4 Neutral	0	0	38	9	0.0%	0.0%	2.5%	1.6%
5 5	0	0	19	6	0.0%	0.0%	1.3%	1.1%
6 6	0	0	10	4	0.0%	0.0%	0.7%	0.7%
7 7 A lot of influence	0	0	6	7	0.0%	0.0%	0.4%	1.2%
-9 Missing	748	752	447	248	100.0%	100.0%	29.8%	43.4%
-8 Not applicable	0	0	0	0	0.0%	0.0%	0.0%	0.0%
-7 Don't know	0	0	0	0	0.0%	0.0%	0.0%	0.0%
-6 Refused	0	0	0	0	0.0%	0.0%	0.0%	0.0%
-5 Logical skip	0	0	0	0	0.0%	0.0%	0.0%	0.0%
Total	748	752	1501	571	100.0%	100.0%	100.0%	100.0%

[UA 260228 US2] Influence police have, policies concern your org.? (WA: Q27aa 2, DC: q25 x 2, US1: N/A)

	DC (US-JIGS1)	NC (US-JIGS1)	SEA (US-JIGS2)	DC (US-JIGS2)	DC (US-JIGS1)	NC (US-JIGS1)	SEA (US-JIGS2)	DC (US-JIGS2)
0 0 No influence	0	0	3	0	0.0%	0.0%	0.2%	0.0%
1 1 Very little influence	0	0	773	208	0.0%	0.0%	51.5%	36.4%
2 2	0	0	84	36	0.0%	0.0%	5.6%	6.3%
3 3	0	0	54	17	0.0%	0.0%	3.6%	3.0%
4 4 Neutral	0	0	48	23	0.0%	0.0%	3.2%	4.0%
5 5	0	0	33	17	0.0%	0.0%	2.2%	3.0%
6 6	0	0	28	10	0.0%	0.0%	1.9%	1.8%
7 7 A lot of influence	0	0	30	10	0.0%	0.0%	2.0%	1.8%
-9 Missing	748	752	448	250	100.0%	100.0%	29.8%	43.8%
-8 Not applicable	0	0	0	0	0.0%	0.0%	0.0%	0.0%
-7 Don't know	0	0	0	0	0.0%	0.0%	0.0%	0.0%
-6 Refused	0	0	0	0	0.0%	0.0%	0.0%	0.0%
-5 Logical skip	0	0	0	0	0.0%	0.0%	0.0%	0.0%
Total	748	752	1501	571	100.0%	100.0%	100.0%	100.0%

UA27	US-WA-JIGS2	Q28. How would you rate your organization's relationship with the following organizations or groups on a scale of 1 to 7?
	US-DC-JIGS2	Q22. How would you rate your organization's relationship with the following organizations or groups on a scale of 1 to 7?
	US-JIGS1	-

[UA 2701 US2] Rate your orgs relationship w/ agricultural groups (WA: Q28a, DC: q22 a, US1: N/A)

	DC (US-JIGS1)	NC (US-JIGS1)	SEA (US-JIGS2)	DC (US-JIGS2)	DC (US-JIGS1)	NC (US-JIGS1)	SEA (US-JIGS2)	DC (US-JIGS2)
1 1 Very hostile	0	0	29	0	0.0%	0.0%	1.9%	0.0%
2 2	0	0	8	0	0.0%	0.0%	0.5%	0.0%
3 3	0	0	25	4	0.0%	0.0%	1.7%	0.7%
4 4 Neutral	0	0	79	77	0.0%	0.0%	5.3%	13.5%
5 5	0	0	31	14	0.0%	0.0%	2.1%	2.5%
6 6	0	0	30	16	0.0%	0.0%	2.0%	2.8%
7 7 Very friendly	0	0	35	20	0.0%	0.0%	2.3%	3.5%
-9 Missing	748	752	498	47	100.0%	100.0%	33.2%	8.2%
-8 Not applicable	0	0	766	393	0.0%	0.0%	51.0%	68.8%
-7 Don't know	0	0	0	0	0.0%	0.0%	0.0%	0.0%
-6 Refused	0	0	0	0	0.0%	0.0%	0.0%	0.0%
-5 Logical skip	0	0	0	0	0.0%	0.0%	0.0%	0.0%
Total	748	752	1501	571	100.0%	100.0%	100.0%	100.0%

[UA 2702 US2] Rate your orgs relationship w/ business/trade assoc. (WA: Q28b, DC: q22 b, US1: N/A)

	DC (US-JIGS1)	NC (US-JIGS1)	SEA (US-JIGS2)	DC (US-JIGS2)	DC (US-JIGS1)	NC (US-JIGS1)	SEA (US-JIGS2)	DC (US-JIGS2)
1 1 Very hostile	0	0	21	2	0.0%	0.0%	1.4%	0.4%
2 2	0	0	23	5	0.0%	0.0%	1.5%	0.9%
3 3	0	0	45	10	0.0%	0.0%	3.0%	1.8%
4 4 Neutral	0	0	128	98	0.0%	0.0%	8.5%	17.2%
5 5	0	0	107	50	0.0%	0.0%	7.1%	8.8%
6 6	0	0	119	58	0.0%	0.0%	7.9%	10.2%
7 7 Very friendly	0	0	122	57	0.0%	0.0%	8.1%	10.0%
-9 Missing	748	752	462	47	100.0%	100.0%	30.8%	8.2%
-8 Not applicable	0	0	474	244	0.0%	0.0%	31.6%	42.7%
-7 Don't know	0	0	0	0	0.0%	0.0%	0.0%	0.0%
-6 Refused	0	0	0	0	0.0%	0.0%	0.0%	0.0%
-5 Logical skip	0	0	0	0	0.0%	0.0%	0.0%	0.0%
Total	748	752	1501	571	100.0%	100.0%	100.0%	100.0%

[UA 2703 US2] Rate your orgs relationship w/ labor unions (WA: Q28c, DC: q22 c, US1: N/A)

	DC (US-JIGS1)	NC (US-JIGS1)	SEA (US-JIGS2)	DC (US-JIGS2)	DC (US-JIGS1)	NC (US-JIGS1)	SEA (US-JIGS2)	DC (US-JIGS2)
1 1 Very hostile	0	0	33	3	0.0%	0.0%	2.2%	0.5%
2 2	0	0	24	5	0.0%	0.0%	1.6%	0.9%
3 3	0	0	39	12	0.0%	0.0%	2.6%	2.1%
4 4 Neutral	0	0	91	75	0.0%	0.0%	6.1%	13.1%
5 5	0	0	59	24	0.0%	0.0%	3.9%	4.2%
6 6	0	0	40	31	0.0%	0.0%	2.7%	5.4%
7 7 Very friendly	0	0	43	33	0.0%	0.0%	2.9%	5.8%
-9 Missing	748	752	487	47	100.0%	100.0%	32.4%	8.2%
-8 Not applicable	0	0	685	341	0.0%	0.0%	45.6%	59.7%
-7 Don't know	0	0	0	0	0.0%	0.0%	0.0%	0.0%
-6 Refused	0	0	0	0	0.0%	0.0%	0.0%	0.0%
-5 Logical skip	0	0	0	0	0.0%	0.0%	0.0%	0.0%
Total	748	752	1501	571	100.0%	100.0%	100.0%	100.0%

[UA 2704 US2] Rate your orgs relationship w/ education groups (WA: Q28d, DC: q22 d, US1: N/A)

	DC (US-JIGS1)	NC (US-JIGS1)	SEA (US-JIGS2)	DC (US-JIGS2)	DC (US-JIGS1)	NC (US-JIGS1)	SEA (US-JIGS2)	DC (US-JIGS2)
1 1 Very hostile	0	0	12	2	0.0%	0.0%	0.8%	0.4%
2 2	0	0	11	1	0.0%	0.0%	0.7%	0.2%
3 3	0	0	18	2	0.0%	0.0%	1.2%	0.4%
4 4 Neutral	0	0	110	48	0.0%	0.0%	7.3%	8.4%
5 5	0	0	137	65	0.0%	0.0%	9.1%	11.4%
6 6	0	0	183	93	0.0%	0.0%	12.2%	16.3%
7 7 Very friendly	0	0	261	148	0.0%	0.0%	17.4%	25.9%
-9 Missing	748	752	442	47	100.0%	100.0%	29.4%	8.2%
-8 Not applicable	0	0	327	165	0.0%	0.0%	21.8%	28.9%
-7 Don't know	0	0	0	0	0.0%	0.0%	0.0%	0.0%
-6 Refused	0	0	0	0	0.0%	0.0%	0.0%	0.0%
-5 Logical skip	0	0	0	0	0.0%	0.0%	0.0%	0.0%
Total	748	752	1501	571	100.0%	100.0%	100.0%	100.0%

[UA 2705 US2] Rate your orgs relationship w/ govern related groups (WA: Q28e, DC: q22 e, US1: N/A)

	DC (US-JIGS1)	NC (US-JIGS1)	SEA (US-JIGS2)	DC (US-JIGS2)	DC (US-JIGS1)	NC (US-JIGS1)	SEA (US-JIGS2)	DC (US-JIGS2)
1 1 Very hostile	0	0	18	1	0.0%	0.0%	1.2%	0.2%
2 2	0	0	15	3	0.0%	0.0%	1.0%	0.5%
3 3	0	0	39	3	0.0%	0.0%	2.6%	0.5%
4 4 Neutral	0	0	117	74	0.0%	0.0%	7.8%	13.0%
5 5	0	0	172	63	0.0%	0.0%	11.5%	11.0%
6 6	0	0	160	82	0.0%	0.0%	10.7%	14.4%
7 7 Very friendly	0	0	106	66	0.0%	0.0%	7.1%	11.6%
-9 Missing	748	752	463	47	100.0%	100.0%	30.8%	8.2%
-8 Not applicable	0	0	411	232	0.0%	0.0%	27.4%	40.6%
-7 Don't know	0	0	0	0	0.0%	0.0%	0.0%	0.0%
-6 Refused	0	0	0	0	0.0%	0.0%	0.0%	0.0%
-5 Logical skip	0	0	0	0	0.0%	0.0%	0.0%	0.0%
Total	748	752	1501	571	100.0%	100.0%	100.0%	100.0%

[UA 2706 US2] Rate your orgs relationship w/ welfare groups (WA: Q28f, DC: q22 f, US1: N/A)

	DC (US-JIGS1)	NC (US-JIGS1)	SEA (US-JIGS2)	DC (US-JIGS2)	DC (US-JIGS1)	NC (US-JIGS1)	SEA (US-JIGS2)	DC (US-JIGS2)
1 1 Very hostile	0	0	24	1	0.0%	0.0%	1.6%	0.2%
2 2	0	0	17	1	0.0%	0.0%	1.1%	0.2%
3 3	0	0	23	3	0.0%	0.0%	1.5%	0.5%
4 4 Neutral	0	0	73	65	0.0%	0.0%	4.9%	11.4%
5 5	0	0	86	40	0.0%	0.0%	5.7%	7.0%
6 6	0	0	87	38	0.0%	0.0%	5.8%	6.7%
7 7 Very friendly	0	0	103	68	0.0%	0.0%	6.9%	11.9%
-9 Missing	748	752	478	47	100.0%	100.0%	31.8%	8.2%
-8 Not applicable	0	0	610	308	0.0%	0.0%	40.6%	53.9%
-7 Don't know	0	0	0	0	0.0%	0.0%	0.0%	0.0%
-6 Refused	0	0	0	0	0.0%	0.0%	0.0%	0.0%
-5 Logical skip	0	0	0	0	0.0%	0.0%	0.0%	0.0%
Total	748	752	1501	571	100.0%	100.0%	100.0%	100.0%

[UA 2707 US2] Rate your orgs relationship w/ professional groups (WA: Q28g, DC: q22 g, US1: N/A)

	DC (US-JIGS1)	NC (US-JIGS1)	SEA (US-JIGS2)	DC (US-JIGS2)	DC (US-JIGS1)	NC (US-JIGS1)	SEA (US-JIGS2)	DC (US-JIGS2)
1 1 Very hostile	0	0	14	1	0.0%	0.0%	0.9%	0.2%
2 2	0	0	10	1	0.0%	0.0%	0.7%	0.2%
3 3	0	0	29	7	0.0%	0.0%	1.9%	1.2%
4 4 Neutral	0	0	131	58	0.0%	0.0%	8.7%	10.2%
5 5	0	0	129	59	0.0%	0.0%	8.6%	10.3%
6 6	0	0	171	100	0.0%	0.0%	11.4%	17.5%
7 7 Very friendly	0	0	172	119	0.0%	0.0%	11.5%	20.8%
-9 Missing	748	752	469	47	100.0%	100.0%	31.2%	8.2%
-8 Not applicable	0	0	376	179	0.0%	0.0%	25.0%	31.3%
-7 Don't know	0	0	0	0	0.0%	0.0%	0.0%	0.0%
-6 Refused	0	0	0	0	0.0%	0.0%	0.0%	0.0%
-5 Logical skip	0	0	0	0	0.0%	0.0%	0.0%	0.0%
Total	748	752	1501	571	100.0%	100.0%	100.0%	100.0%

[UA 2708 US2] Rate your orgs relationship w/ advocacy groups (WA: Q28h, DC: q22 h, US1: N/A)

	DC (US-JIGS1)	NC (US-JIGS1)	SEA (US-JIGS2)	DC (US-JIGS2)	DC (US-JIGS1)	NC (US-JIGS1)	SEA (US-JIGS2)	DC (US-JIGS2)
1 1 Very hostile	0	0	21	0	0.0%	0.0%	1.4%	0.0%
2 2	0	0	15	2	0.0%	0.0%	1.0%	0.4%
3 3	0	0	25	1	0.0%	0.0%	1.7%	0.2%
4 4 Neutral	0	0	107	67	0.0%	0.0%	7.1%	11.7%
5 5	0	0	136	46	0.0%	0.0%	9.1%	8.1%
6 6	0	0	154	82	0.0%	0.0%	10.3%	14.4%
7 7 Very friendly	0	0	176	109	0.0%	0.0%	11.7%	19.1%
-9 Missing	748	752	470	47	100.0%	100.0%	31.3%	8.2%
-8 Not applicable	0	0	397	217	0.0%	0.0%	26.4%	38.0%
-7 Don't know	0	0	0	0	0.0%	0.0%	0.0%	0.0%
-6 Refused	0	0	0	0	0.0%	0.0%	0.0%	0.0%
-5 Logical skip	0	0	0	0	0.0%	0.0%	0.0%	0.0%
Total	748	752	1501	571	100.0%	100.0%	100.0%	100.0%

[UA 2709 US2] Rate your orgs relationship w/ civic groups (WA: Q28i, DC: q22 i, US1: N/A)

	DC (US-JIGS1)	NC (US-JIGS1)	SEA (US-JIGS2)	DC (US-JIGS2)	DC (US-JIGS1)	NC (US-JIGS1)	SEA (US-JIGS2)	DC (US-JIGS2)
1 1 Very hostile	0	0	20	0	0.0%	0.0%	1.3%	0.0%
2 2	0	0	15	0	0.0%	0.0%	1.0%	0.0%
3 3	0	0	28	3	0.0%	0.0%	1.9%	0.5%
4 4 Neutral	0	0	115	59	0.0%	0.0%	7.7%	10.3%
5 5	0	0	130	54	0.0%	0.0%	8.7%	9.5%
6 6	0	0	156	83	0.0%	0.0%	10.4%	14.5%
7 7 Very friendly	0	0	151	103	0.0%	0.0%	10.1%	18.0%
-9 Missing	748	752	463	47	100.0%	100.0%	30.8%	8.2%
-8 Not applicable	0	0	423	222	0.0%	0.0%	28.2%	38.9%
-7 Don't know	0	0	0	0	0.0%	0.0%	0.0%	0.0%
-6 Refused	0	0	0	0	0.0%	0.0%	0.0%	0.0%
-5 Logical skip	0	0	0	0	0.0%	0.0%	0.0%	0.0%
Total	748	752	1501	571	100.0%	100.0%	100.0%	100.0%

[UA 2710 US2] Rate your orgs relationship w/ scholarly/art groups (WA) - Arts and culture groups (DC) (WA: Q28j, DC: q22 j, US1: N/A)

	DC (US-JIGS1)	NC (US-JIGS1)	SEA (US-JIGS2)	DC (US-JIGS2)	DC (US-JIGS1)	NC (US-JIGS1)	SEA (US-JIGS2)	DC (US-JIGS2)
1 1 Very hostile	0	0	21	0	0.0%	0.0%	1.4%	0.0%
2 2	0	0	17	1	0.0%	0.0%	1.1%	0.2%
3 3	0	0	32	1	0.0%	0.0%	2.1%	0.2%
4 4 Neutral	0	0	83	68	0.0%	0.0%	5.5%	11.9%
5 5	0	0	84	37	0.0%	0.0%	5.6%	6.5%
6 6	0	0	118	39	0.0%	0.0%	7.9%	6.8%
7 7 Very friendly	0	0	176	86	0.0%	0.0%	11.7%	15.1%
-9 Missing	748	752	472	47	100.0%	100.0%	31.4%	8.2%
-8 Not applicable	0	0	498	292	0.0%	0.0%	33.2%	51.1%
-7 Don't know	0	0	0	0	0.0%	0.0%	0.0%	0.0%
-6 Refused	0	0	0	0	0.0%	0.0%	0.0%	0.0%
-5 Logical skip	0	0	0	0	0.0%	0.0%	0.0%	0.0%
Total	748	752	1501	571	100.0%	100.0%	100.0%	100.0%

[UA 2711 US2] Rate your orgs relationship w/ scholarly/art groups (WA) - Scholarly groups (DC) (WA: Q28j, DC: q22 k, US1: N/A)

	DC (US-JIGS1)	NC (US-JIGS1)	SEA (US-JIGS2)	DC (US-JIGS2)	DC (US-JIGS1)	NC (US-JIGS1)	SEA (US-JIGS2)	DC (US-JIGS2)
1 1 Very hostile	0	0	21	0	0.0%	0.0%	1.4%	0.0%
2 2	0	0	17	2	0.0%	0.0%	1.1%	0.4%
3 3	0	0	32	3	0.0%	0.0%	2.1%	0.5%
4 4 Neutral	0	0	83	64	0.0%	0.0%	5.5%	11.2%
5 5	0	0	84	57	0.0%	0.0%	5.6%	10.0%
6 6	0	0	118	67	0.0%	0.0%	7.9%	11.7%
7 7 Very friendly	0	0	176	113	0.0%	0.0%	11.7%	19.8%
-9 Missing	748	752	970	47	100.0%	100.0%	64.6%	8.2%
-8 Not applicable	0	0	0	218	0.0%	0.0%	0.0%	38.2%
-7 Don't know	0	0	0	0	0.0%	0.0%	0.0%	0.0%
-6 Refused	0	0	0	0	0.0%	0.0%	0.0%	0.0%
-5 Logical skip	0	0	0	0	0.0%	0.0%	0.0%	0.0%
Total	748	752	1501	571	100.0%	100.0%	100.0%	100.0%

[UA 2712 US2] Rate your orgs relationship w/ hobby/sports groups (WA: Q28k, DC: q22 l, US1: N/A)

	DC (US-JIGS1)	NC (US-JIGS1)	SEA (US-JIGS2)	DC (US-JIGS2)	DC (US-JIGS1)	NC (US-JIGS1)	SEA (US-JIGS2)	DC (US-JIGS2)
1 1 Very hostile	0	0	32	1	0.0%	0.0%	2.1%	0.2%
2 2	0	0	24	0	0.0%	0.0%	1.6%	0.0%
3 3	0	0	35	5	0.0%	0.0%	2.3%	0.9%
4 4 Neutral	0	0	89	74	0.0%	0.0%	5.9%	13.0%
5 5	0	0	66	39	0.0%	0.0%	4.4%	6.8%
6 6	0	0	85	31	0.0%	0.0%	5.7%	5.4%
7 7 Very friendly	0	0	124	55	0.0%	0.0%	8.3%	9.6%
-9 Missing	748	752	473	47	100.0%	100.0%	31.5%	8.2%
-8 Not applicable	0	0	573	319	0.0%	0.0%	38.2%	55.9%
-7 Don't know	0	0	0	0	0.0%	0.0%	0.0%	0.0%
-6 Refused	0	0	0	0	0.0%	0.0%	0.0%	0.0%
-5 Logical skip	0	0	0	0	0.0%	0.0%	0.0%	0.0%
Total	748	752	1501	571	100.0%	100.0%	100.0%	100.0%

[UA 2713 US2] Rate your orgs relationship w/ religious groups (WA: Q28l, DC: q22 m, US1: N/A)

	DC (US-JIGS1)	NC (US-JIGS1)	SEA (US-JIGS2)	DC (US-JIGS2)	DC (US-JIGS1)	NC (US-JIGS1)	SEA (US-JIGS2)	DC (US-JIGS2)
1 1 Very hostile	0	0	38	0	0.0%	0.0%	2.5%	0.0%
2 2	0	0	27	3	0.0%	0.0%	1.8%	0.5%
3 3	0	0	30	11	0.0%	0.0%	2.0%	1.9%
4 4 Neutral	0	0	79	66	0.0%	0.0%	5.3%	11.6%
5 5	0	0	57	39	0.0%	0.0%	3.8%	6.8%
6 6	0	0	86	40	0.0%	0.0%	5.7%	7.0%
7 7 Very friendly	0	0	126	74	0.0%	0.0%	8.4%	13.0%
-9 Missing	748	752	468	47	100.0%	100.0%	31.2%	8.2%
-8 Not applicable	0	0	590	291	0.0%	0.0%	39.3%	51.0%
-7 Don't know	0	0	0	0	0.0%	0.0%	0.0%	0.0%
-6 Refused	0	0	0	0	0.0%	0.0%	0.0%	0.0%
-5 Logical skip	0	0	0	0	0.0%	0.0%	0.0%	0.0%
Total	748	752	1501	571	100.0%	100.0%	100.0%	100.0%

[UA 2714 US2] Rate your orgs relationship w/ congress (WA: Q28m, DC: q22 n, US1: N/A)

	DC (US-JIGS1)	NC (US-JIGS1)	SEA (US-JIGS2)	DC (US-JIGS2)	DC (US-JIGS1)	NC (US-JIGS1)	SEA (US-JIGS2)	DC (US-JIGS2)
1 1 Very hostile	0	0	22	1	0.0%	0.0%	1.5%	0.2%
2 2	0	0	14	1	0.0%	0.0%	0.9%	0.2%
3 3	0	0	30	8	0.0%	0.0%	2.0%	1.4%
4 4 Neutral	0	0	119	77	0.0%	0.0%	7.9%	13.5%
5 5	0	0	74	44	0.0%	0.0%	4.9%	7.7%
6 6	0	0	60	65	0.0%	0.0%	4.0%	11.4%
7 7 Very friendly	0	0	44	60	0.0%	0.0%	2.9%	10.5%
-9 Missing	748	752	495	47	100.0%	100.0%	33.0%	8.2%
-8 Not applicable	0	0	643	268	0.0%	0.0%	42.8%	46.9%
-7 Don't know	0	0	0	0	0.0%	0.0%	0.0%	0.0%
-6 Refused	0	0	0	0	0.0%	0.0%	0.0%	0.0%
-5 Logical skip	0	0	0	0	0.0%	0.0%	0.0%	0.0%
Total	748	752	1501	571	100.0%	100.0%	100.0%	100.0%

[UA 2715 WA] Rate your orgs relationship w/ president (WA: Q28n, DC: N/A, US1: N/A)

	DC (US-JIGS1)	NC (US-JIGS1)	SEA (US-JIGS2)	DC (US-JIGS2)	DC (US-JIGS1)	NC (US-JIGS1)	SEA (US-JIGS2)	DC (US-JIGS2)
1 1 Very hostile	0	0	4	0	0.0%	0.0%	0.3%	0.0%
2 2	0	0	1	0	0.0%	0.0%	0.1%	0.0%
3 3	0	0	2	0	0.0%	0.0%	0.1%	0.0%
4 4 Neutral	0	0	6	0	0.0%	0.0%	0.4%	0.0%
5 5	0	0	8	0	0.0%	0.0%	0.5%	0.0%
6 6	0	0	11	0	0.0%	0.0%	0.7%	0.0%
7 7 Very friendly	0	0	4	0	0.0%	0.0%	0.3%	0.0%
-9 Missing	748	752	1358	571	100.0%	100.0%	90.5%	100.0%
-8 Not applicable	0	0	107	0	0.0%	0.0%	7.1%	0.0%
-7 Don't know	0	0	0	0	0.0%	0.0%	0.0%	0.0%
-6 Refused	0	0	0	0	0.0%	0.0%	0.0%	0.0%
-5 Logical skip	0	0	0	0	0.0%	0.0%	0.0%	0.0%
Total	748	752	1501	571	100.0%	100.0%	100.0%	100.0%

[UA 2716 US2] Rate your orgs relationship w/ democratic party (WA: Q28o, DC: q22 o, US1: N/A)

	DC (US-JIGS1)	NC (US-JIGS1)	SEA (US-JIGS2)	DC (US-JIGS2)	DC (US-JIGS1)	NC (US-JIGS1)	SEA (US-JIGS2)	DC (US-JIGS2)
1 1 Very hostile	0	0	31	1	0.0%	0.0%	2.1%	0.2%
2 2	0	0	21	1	0.0%	0.0%	1.4%	0.2%
3 3	0	0	20	5	0.0%	0.0%	1.3%	0.9%
4 4 Neutral	0	0	90	75	0.0%	0.0%	6.0%	13.1%
5 5	0	0	58	22	0.0%	0.0%	3.9%	3.9%
6 6	0	0	68	30	0.0%	0.0%	4.5%	5.3%
7 7 Very friendly	0	0	55	44	0.0%	0.0%	3.7%	7.7%
-9 Missing	748	752	495	47	100.0%	100.0%	33.0%	8.2%
-8 Not applicable	0	0	663	346	0.0%	0.0%	44.2%	60.6%
-7 Don't know	0	0	0	0	0.0%	0.0%	0.0%	0.0%
-6 Refused	0	0	0	0	0.0%	0.0%	0.0%	0.0%
-5 Logical skip	0	0	0	0	0.0%	0.0%	0.0%	0.0%
Total	748	752	1501	571	100.0%	100.0%	100.0%	100.0%

[UA 2717 US2] Rate your orgs relationship w/ republican party (WA: Q28p, DC: q22 p, US1: N/A)

	DC (US-JIGS1)	NC (US-JIGS1)	SEA (US-JIGS2)	DC (US-JIGS2)	DC (US-JIGS1)	NC (US-JIGS1)	SEA (US-JIGS2)	DC (US-JIGS2)
1 1 Very hostile	0	0	53	5	0.0%	0.0%	3.5%	0.9%
2 2	0	0	49	9	0.0%	0.0%	3.3%	1.6%
3 3	0	0	34	16	0.0%	0.0%	2.3%	2.8%
4 4 Neutral	0	0	92	86	0.0%	0.0%	6.1%	15.1%
5 5	0	0	46	16	0.0%	0.0%	3.1%	2.8%
6 6	0	0	37	25	0.0%	0.0%	2.5%	4.4%
7 7 Very friendly	0	0	27	22	0.0%	0.0%	1.8%	3.9%
-9 Missing	748	752	498	47	100.0%	100.0%	33.2%	8.2%
-8 Not applicable	0	0	665	345	0.0%	0.0%	44.3%	60.4%
-7 Don't know	0	0	0	0	0.0%	0.0%	0.0%	0.0%
-6 Refused	0	0	0	0	0.0%	0.0%	0.0%	0.0%
-5 Logical skip	0	0	0	0	0.0%	0.0%	0.0%	0.0%
Total	748	752	1501	571	100.0%	100.0%	100.0%	100.0%

[UA 2718 US2] Rate your orgs relationship w/ federal gov (WA: Q28q, DC: q22 q, US1: N/A)

	DC (US-JIGS1)	NC (US-JIGS1)	SEA (US-JIGS2)	DC (US-JIGS2)	DC (US-JIGS1)	NC (US-JIGS1)	SEA (US-JIGS2)	DC (US-JIGS2)
1 1 Very hostile	0	0	22	1	0.0%	0.0%	1.5%	0.2%
2 2	0	0	20	2	0.0%	0.0%	1.3%	0.4%
3 3	0	0	38	7	0.0%	0.0%	2.5%	1.2%
4 4 Neutral	0	0	128	86	0.0%	0.0%	8.5%	15.1%
5 5	0	0	92	54	0.0%	0.0%	6.1%	9.5%
6 6	0	0	79	59	0.0%	0.0%	5.3%	10.3%
7 7 Very friendly	0	0	62	83	0.0%	0.0%	4.1%	14.5%
-9 Missing	748	752	488	47	100.0%	100.0%	32.5%	8.2%
-8 Not applicable	0	0	572	232	0.0%	0.0%	38.1%	40.6%
-7 Don't know	0	0	0	0	0.0%	0.0%	0.0%	0.0%
-6 Refused	0	0	0	0	0.0%	0.0%	0.0%	0.0%
-5 Logical skip	0	0	0	0	0.0%	0.0%	0.0%	0.0%
Total	748	752	1501	571	100.0%	100.0%	100.0%	100.0%

[UA 2719 US2] Rate your orgs relationship w/ state gov (WA: Q28r, DC: q22 r, US1: N/A)

	DC (US-JIGS1)	NC (US-JIGS1)	SEA (US-JIGS2)	DC (US-JIGS2)	DC (US-JIGS1)	NC (US-JIGS1)	SEA (US-JIGS2)	DC (US-JIGS2)
1 1 Very hostile	0	0	23	2	0.0%	0.0%	1.5%	0.4%
2 2	0	0	15	0	0.0%	0.0%	1.0%	0.0%
3 3	0	0	46	4	0.0%	0.0%	3.1%	0.7%
4 4 Neutral	0	0	123	88	0.0%	0.0%	8.2%	15.4%
5 5	0	0	126	68	0.0%	0.0%	8.4%	11.9%
6 6	0	0	158	66	0.0%	0.0%	10.5%	11.6%
7 7 Very friendly	0	0	110	64	0.0%	0.0%	7.3%	11.2%
-9 Missing	748	752	476	47	100.0%	100.0%	31.7%	8.2%
-8 Not applicable	0	0	424	232	0.0%	0.0%	28.2%	40.6%
-7 Don't know	0	0	0	0	0.0%	0.0%	0.0%	0.0%
-6 Refused	0	0	0	0	0.0%	0.0%	0.0%	0.0%
-5 Logical skip	0	0	0	0	0.0%	0.0%	0.0%	0.0%
Total	748	752	1501	571	100.0%	100.0%	100.0%	100.0%

[UA 2720 US2] Rate your orgs relationship w/ local gov (WA: Q28s, DC: q22 s, US1: N/A)

	DC (US-JIGS1)	NC (US-JIGS1)	SEA (US-JIGS2)	DC (US-JIGS2)	DC (US-JIGS1)	NC (US-JIGS1)	SEA (US-JIGS2)	DC (US-JIGS2)
1 1 Very hostile	0	0	20	1	0.0%	0.0%	1.3%	0.2%
2 2	0	0	19	1	0.0%	0.0%	1.3%	0.2%
3 3	0	0	40	5	0.0%	0.0%	2.7%	0.9%
4 4 Neutral	0	0	112	83	0.0%	0.0%	7.5%	14.5%
5 5	0	0	129	57	0.0%	0.0%	8.6%	10.0%
6 6	0	0	178	72	0.0%	0.0%	11.9%	12.6%
7 7 Very friendly	0	0	184	101	0.0%	0.0%	12.3%	17.7%
-9 Missing	748	752	456	47	100.0%	100.0%	30.4%	8.2%
-8 Not applicable	0	0	363	204	0.0%	0.0%	24.2%	35.7%
-7 Don't know	0	0	0	0	0.0%	0.0%	0.0%	0.0%
-6 Refused	0	0	0	0	0.0%	0.0%	0.0%	0.0%
-5 Logical skip	0	0	0	0	0.0%	0.0%	0.0%	0.0%
Total	748	752	1501	571	100.0%	100.0%	100.0%	100.0%

[UA 2721 US2] Rate your orgs relationship w/ state legislature (WA: Q28t, DC: q22 t, US1: N/A)

	DC (US-JIGS1)	NC (US-JIGS1)	SEA (US-JIGS2)	DC (US-JIGS2)	DC (US-JIGS1)	NC (US-JIGS1)	SEA (US-JIGS2)	DC (US-JIGS2)
1 1 Very hostile	0	0	22	1	0.0%	0.0%	1.5%	0.2%
2 2	0	0	18	1	0.0%	0.0%	1.2%	0.2%
3 3	0	0	36	5	0.0%	0.0%	2.4%	0.9%
4 4 Neutral	0	0	134	84	0.0%	0.0%	8.9%	14.7%
5 5	0	0	106	44	0.0%	0.0%	7.1%	7.7%
6 6	0	0	120	52	0.0%	0.0%	8.0%	9.1%
7 7 Very friendly	0	0	88	42	0.0%	0.0%	5.9%	7.4%
-9 Missing	748	752	479	47	100.0%	100.0%	31.9%	8.2%
-8 Not applicable	0	0	498	295	0.0%	0.0%	33.2%	51.7%
-7 Don't know	0	0	0	0	0.0%	0.0%	0.0%	0.0%
-6 Refused	0	0	0	0	0.0%	0.0%	0.0%	0.0%
-5 Logical skip	0	0	0	0	0.0%	0.0%	0.0%	0.0%
Total	748	752	1501	571	100.0%	100.0%	100.0%	100.0%

[UA 2722 US2] Rate your orgs relationship w/ big business (WA: Q28u, DC: q22 v, US1: N/A)

	DC (US-JIGS1)	NC (US-JIGS1)	SEA (US-JIGS2)	DC (US-JIGS2)	DC (US-JIGS1)	NC (US-JIGS1)	SEA (US-JIGS2)	DC (US-JIGS2)
1 1 Very hostile	0	0	34	5	0.0%	0.0%	2.3%	0.9%
2 2	0	0	30	13	0.0%	0.0%	2.0%	2.3%
3 3	0	0	55	17	0.0%	0.0%	3.7%	3.0%
4 4 Neutral	0	0	129	78	0.0%	0.0%	8.6%	13.7%
5 5	0	0	89	36	0.0%	0.0%	5.9%	6.3%
6 6	0	0	71	52	0.0%	0.0%	4.7%	9.1%
7 7 Very friendly	0	0	58	33	0.0%	0.0%	3.9%	5.8%
-9 Missing	748	752	487	47	100.0%	100.0%	32.4%	8.2%
-8 Not applicable	0	0	548	290	0.0%	0.0%	36.5%	50.8%
-7 Don't know	0	0	0	0	0.0%	0.0%	0.0%	0.0%
-6 Refused	0	0	0	0	0.0%	0.0%	0.0%	0.0%
-5 Logical skip	0	0	0	0	0.0%	0.0%	0.0%	0.0%
Total	748	752	1501	571	100.0%	100.0%	100.0%	100.0%

[UA 2723 US2] Rate your orgs relationship w/ media (WA: Q28v, DC: q22 w, US1: N/A)

	DC (US-JIGS1)	NC (US-JIGS1)	SEA (US-JIGS2)	DC (US-JIGS2)	DC (US-JIGS1)	NC (US-JIGS1)	SEA (US-JIGS2)	DC (US-JIGS2)
1 1 Very hostile	0	0	24	1	0.0%	0.0%	1.6%	0.2%
2 2	0	0	24	2	0.0%	0.0%	1.6%	0.4%
3 3	0	0	53	8	0.0%	0.0%	3.5%	1.4%
4 4 Neutral	0	0	159	81	0.0%	0.0%	10.6%	14.2%
5 5	0	0	158	68	0.0%	0.0%	10.5%	11.9%
6 6	0	0	135	100	0.0%	0.0%	9.0%	17.5%
7 7 Very friendly	0	0	112	78	0.0%	0.0%	7.5%	13.7%
-9 Missing	748	752	462	47	100.0%	100.0%	30.8%	8.2%
-8 Not applicable	0	0	374	186	0.0%	0.0%	24.9%	32.6%
-7 Don't know	0	0	0	0	0.0%	0.0%	0.0%	0.0%
-6 Refused	0	0	0	0	0.0%	0.0%	0.0%	0.0%
-5 Logical skip	0	0	0	0	0.0%	0.0%	0.0%	0.0%
Total	748	752	1501	571	100.0%	100.0%	100.0%	100.0%

[UA 2724 US2] Rate your orgs relationship w/ courts (WA: Q28w, DC: q22 x, US1: N/A)

	DC (US-JIGS1)	NC (US-JIGS1)	SEA (US-JIGS2)	DC (US-JIGS2)	DC (US-JIGS1)	NC (US-JIGS1)	SEA (US-JIGS2)	DC (US-JIGS2)
1 1 Very hostile	0	0	28	2	0.0%	0.0%	1.9%	0.4%
2 2	0	0	14	0	0.0%	0.0%	0.9%	0.0%
3 3	0	0	28	4	0.0%	0.0%	1.9%	0.7%
4 4 Neutral	0	0	108	75	0.0%	0.0%	7.2%	13.1%
5 5	0	0	37	19	0.0%	0.0%	2.5%	3.3%
6 6	0	0	38	30	0.0%	0.0%	2.5%	5.3%
7 7 Very friendly	0	0	40	28	0.0%	0.0%	2.7%	4.9%
-9 Missing	748	752	496	47	100.0%	100.0%	33.0%	8.2%
-8 Not applicable	0	0	712	366	0.0%	0.0%	47.4%	64.1%
-7 Don't know	0	0	0	0	0.0%	0.0%	0.0%	0.0%
-6 Refused	0	0	0	0	0.0%	0.0%	0.0%	0.0%
-5 Logical skip	0	0	0	0	0.0%	0.0%	0.0%	0.0%
Total	748	752	1501	571	100.0%	100.0%	100.0%	100.0%

[UA 2725 US2] Rate your orgs relationship w/ foreign governments (WA: Q28x, DC: q22 y, US1: N/A)

	DC (US-JIGS1)	NC (US-JIGS1)	SEA (US-JIGS2)	DC (US-JIGS2)	DC (US-JIGS1)	NC (US-JIGS1)	SEA (US-JIGS2)	DC (US-JIGS2)
1 1 Very hostile	0	0	37	3	0.0%	0.0%	2.5%	0.5%
2 2	0	0	11	0	0.0%	0.0%	0.7%	0.0%
3 3	0	0	19	3	0.0%	0.0%	1.3%	0.5%
4 4 Neutral	0	0	75	65	0.0%	0.0%	5.0%	11.4%
5 5	0	0	19	24	0.0%	0.0%	1.3%	4.2%
6 6	0	0	23	29	0.0%	0.0%	1.5%	5.1%
7 7 Very friendly	0	0	36	22	0.0%	0.0%	2.4%	3.9%
-9 Missing	748	752	506	47	100.0%	100.0%	33.7%	8.2%
-8 Not applicable	0	0	775	378	0.0%	0.0%	51.6%	66.2%
-7 Don't know	0	0	0	0	0.0%	0.0%	0.0%	0.0%
-6 Refused	0	0	0	0	0.0%	0.0%	0.0%	0.0%
-5 Logical skip	0	0	0	0	0.0%	0.0%	0.0%	0.0%
Total	748	752	1501	571	100.0%	100.0%	100.0%	100.0%

[UA 2726 US2] Rate your orgs relationship w/ international institutions (WA: Q28y, DC: q22 z, US1: N/A)

	DC (US-JIGS1)	NC (US-JIGS1)	SEA (US-JIGS2)	DC (US-JIGS2)	DC (US-JIGS1)	NC (US-JIGS1)	SEA (US-JIGS2)	DC (US-JIGS2)
1 1 Very hostile	0	0	31	2	0.0%	0.0%	2.1%	0.4%
2 2	0	0	11	2	0.0%	0.0%	0.7%	0.4%
3 3	0	0	17	4	0.0%	0.0%	1.1%	0.7%
4 4 Neutral	0	0	81	66	0.0%	0.0%	5.4%	11.6%
5 5	0	0	38	20	0.0%	0.0%	2.5%	3.5%
6 6	0	0	35	30	0.0%	0.0%	2.3%	5.3%
7 7 Very friendly	0	0	57	43	0.0%	0.0%	3.8%	7.5%
-9 Missing	748	752	501	47	100.0%	100.0%	33.4%	8.2%
-8 Not applicable	0	0	730	357	0.0%	0.0%	48.6%	62.5%
-7 Don't know	0	0	0	0	0.0%	0.0%	0.0%	0.0%
-6 Refused	0	0	0	0	0.0%	0.0%	0.0%	0.0%
-5 Logical skip	0	0	0	0	0.0%	0.0%	0.0%	0.0%
Total	748	752	1501	571	100.0%	100.0%	100.0%	100.0%

[UA 2727 US2] Rate your orgs relationship w/ foreign groups (WA: Q28z, DC: q22 aa, US1: N/A)

	DC (US-JIGS1)	NC (US-JIGS1)	SEA (US-JIGS2)	DC (US-JIGS2)	DC (US-JIGS1)	NC (US-JIGS1)	SEA (US-JIGS2)	DC (US-JIGS2)
1 1 Very hostile	0	0	33	2	0.0%	0.0%	2.2%	0.4%
2 2	0	0	14	0	0.0%	0.0%	0.9%	0.0%
3 3	0	0	16	3	0.0%	0.0%	1.1%	0.5%
4 4 Neutral	0	0	76	66	0.0%	0.0%	5.1%	11.6%
5 5	0	0	35	20	0.0%	0.0%	2.3%	3.5%
6 6	0	0	30	36	0.0%	0.0%	2.0%	6.3%
7 7 Very friendly	0	0	54	38	0.0%	0.0%	3.6%	6.7%
-9 Missing	748	752	504	47	100.0%	100.0%	33.6%	8.2%
-8 Not applicable	0	0	739	359	0.0%	0.0%	49.2%	62.9%
-7 Don't know	0	0	0	0	0.0%	0.0%	0.0%	0.0%
-6 Refused	0	0	0	0	0.0%	0.0%	0.0%	0.0%
-5 Logical skip	0	0	0	0	0.0%	0.0%	0.0%	0.0%
Total	748	752	1501	571	100.0%	100.0%	100.0%	100.0%

[UA_2728_US2] Rate your orgs relationship w/ police (WA: Q28aa, DC: q22_u, US1: N/A)

	DC (US-JIGS1)	NC (US-JIGS1)	SEA (US-JIGS2)	DC (US-JIGS2)	DC (US-JIGS1)	NC (US-JIGS1)	SEA (US-JIGS2)	DC (US-JIGS2)
1 1 Very hostile	0	0	22	2	0.0%	0.0%	1.5%	0.4%
2 2	0	0	9	0	0.0%	0.0%	0.6%	0.0%
3 3	0	0	29	3	0.0%	0.0%	1.9%	0.5%
4 4 Neutral	0	0	85	63	0.0%	0.0%	5.7%	11.0%
5 5	0	0	79	26	0.0%	0.0%	5.3%	4.6%
6 6	0	0	76	45	0.0%	0.0%	5.1%	7.9%
7 7 Very friendly	0	0	87	75	0.0%	0.0%	5.8%	13.1%
-9 Missing	748	752	613	47	100.0%	100.0%	40.8%	8.2%
-8 Not applicable	0	0	501	310	0.0%	0.0%	33.4%	54.3%
-7 Don't know	0	0	0	0	0.0%	0.0%	0.0%	0.0%
-6 Refused	0	0	0	0	0.0%	0.0%	0.0%	0.0%
-5 Logical skip	0	0	0	0	0.0%	0.0%	0.0%	0.0%
Total	748	752	1501	571	100.0%	100.0%	100.0%	100.0%

UA28	US-WA-JIGS2	Q29. Has your organization ever created a formal or informal relationship with another nonprofit, business, or governmental unit to accomplish these objectives?
	US-DC-JIGS2	Q24 Has your organization ever created or joined a formal or informal relationship with another nonprofit, business, or governmental unit to accomplish these objectives?
	US-JIGS1	-

[UA 280101 US2] Org created relation w/ non-profit to influence local gov policy (WA: Q29a 1, DC: q24 a 1, US1: N/A)

	DC (US-JIGS1)	NC (US-JIGS1)	SEA (US-JIGS2)	DC (US-JIGS2)	DC (US-JIGS1)	NC (US-JIGS1)	SEA (US-JIGS2)	DC (US-JIGS2)
0 No	0	0	761	422	0.0%	0.0%	50.7%	73.9%
1 Yes	0	0	314	149	0.0%	0.0%	20.9%	26.1%
-9 Missing	748	752	426	0	100.0%	100.0%	28.4%	0.0%
-8 Not applicable	0	0	0	0	0.0%	0.0%	0.0%	0.0%
-7 Don't know	0	0	0	0	0.0%	0.0%	0.0%	0.0%
-6 Refused	0	0	0	0	0.0%	0.0%	0.0%	0.0%
-5 Logical skip	0	0	0	0	0.0%	0.0%	0.0%	0.0%
Total	748	752	1501	571	100.0%	100.0%	100.0%	100.0%

[UA 280102 US2] Org created relation w/ business to influence local gov policy (WA: Q29a 2, DC: q24 a 2, US1: N/A)

	DC (US-JIGS1)	NC (US-JIGS1)	SEA (US-JIGS2)	DC (US-JIGS2)	DC (US-JIGS1)	NC (US-JIGS1)	SEA (US-JIGS2)	DC (US-JIGS2)
0 No	0	0	983	543	0.0%	0.0%	65.5%	95.1%
1 Yes	0	0	92	28	0.0%	0.0%	6.1%	4.9%
-9 Missing	748	752	426	0	100.0%	100.0%	28.4%	0.0%
-8 Not applicable	0	0	0	0	0.0%	0.0%	0.0%	0.0%
-7 Don't know	0	0	0	0	0.0%	0.0%	0.0%	0.0%
-6 Refused	0	0	0	0	0.0%	0.0%	0.0%	0.0%
-5 Logical skip	0	0	0	0	0.0%	0.0%	0.0%	0.0%
Total	748	752	1501	571	100.0%	100.0%	100.0%	100.0%

[UA 280103 US2] Org created relation w/ local gov unit to influence local gov policy (WA: Q29a 3, DC: q24 a 3, US1: N/A)

	DC (US-JIGS1)	NC (US-JIGS1)	SEA (US-JIGS2)	DC (US-JIGS2)	DC (US-JIGS1)	NC (US-JIGS1)	SEA (US-JIGS2)	DC (US-JIGS2)
0 No	0	0	914	514	0.0%	0.0%	60.9%	90.0%
1 Yes	0	0	161	57	0.0%	0.0%	10.7%	10.0%
-9 Missing	748	752	426	0	100.0%	100.0%	28.4%	0.0%
-8 Not applicable	0	0	0	0	0.0%	0.0%	0.0%	0.0%
-7 Don't know	0	0	0	0	0.0%	0.0%	0.0%	0.0%
-6 Refused	0	0	0	0	0.0%	0.0%	0.0%	0.0%
-5 Logical skip	0	0	0	0	0.0%	0.0%	0.0%	0.0%
Total	748	752	1501	571	100.0%	100.0%	100.0%	100.0%

[UA 280104 US2] Org created relation w/ state gov unit to influence local gov policy (WA: Q29a 4, DC: q24 a 4, US1: N/A)

	DC (US-JIGS1)	NC (US-JIGS1)	SEA (US-JIGS2)	DC (US-JIGS2)	DC (US-JIGS1)	NC (US-JIGS1)	SEA (US-JIGS2)	DC (US-JIGS2)
0 No	0	0	996	556	0.0%	0.0%	66.4%	97.4%
1 Yes	0	0	79	15	0.0%	0.0%	5.3%	2.6%
-9 Missing	748	752	426	0	100.0%	100.0%	28.4%	0.0%
-8 Not applicable	0	0	0	0	0.0%	0.0%	0.0%	0.0%
-7 Don't know	0	0	0	0	0.0%	0.0%	0.0%	0.0%
-6 Refused	0	0	0	0	0.0%	0.0%	0.0%	0.0%
-5 Logical skip	0	0	0	0	0.0%	0.0%	0.0%	0.0%
Total	748	752	1501	571	100.0%	100.0%	100.0%	100.0%

[UA 280105 US2] Org created relation w/ federal gov unit to influence local gov policy (WA: Q29a 5, DC: q24 a 5, US1: N/A)

	DC (US-JIGS1)	NC (US-JIGS1)	SEA (US-JIGS2)	DC (US-JIGS2)	DC (US-JIGS1)	NC (US-JIGS1)	SEA (US-JIGS2)	DC (US-JIGS2)
0 No	0	0	1054	564	0.0%	0.0%	70.2%	98.8%
1 Yes	0	0	21	7	0.0%	0.0%	1.4%	1.2%
-9 Missing	748	752	426	0	100.0%	100.0%	28.4%	0.0%
-8 Not applicable	0	0	0	0	0.0%	0.0%	0.0%	0.0%
-7 Don't know	0	0	0	0	0.0%	0.0%	0.0%	0.0%
-6 Refused	0	0	0	0	0.0%	0.0%	0.0%	0.0%
-5 Logical skip	0	0	0	0	0.0%	0.0%	0.0%	0.0%
Total	748	752	1501	571	100.0%	100.0%	100.0%	100.0%

[UA 280201 US2] Org created relation w/ non-profit to influence state gov policy (WA: Q29b 1, DC: q24 b 1, US1: N/A)

	DC (US-JIGS1)	NC (US-JIGS1)	SEA (US-JIGS2)	DC (US-JIGS2)	DC (US-JIGS1)	NC (US-JIGS1)	SEA (US-JIGS2)	DC (US-JIGS2)
0 No	0	0	751	431	0.0%	0.0%	50.0%	75.5%
1 Yes	0	0	324	140	0.0%	0.0%	21.6%	24.5%
-9 Missing	748	752	426	0	100.0%	100.0%	28.4%	0.0%
-8 Not applicable	0	0	0	0	0.0%	0.0%	0.0%	0.0%
-7 Don't know	0	0	0	0	0.0%	0.0%	0.0%	0.0%
-6 Refused	0	0	0	0	0.0%	0.0%	0.0%	0.0%
-5 Logical skip	0	0	0	0	0.0%	0.0%	0.0%	0.0%
Total	748	752	1501	571	100.0%	100.0%	100.0%	100.0%

[UA 280202 US2] Org created relation w/ business to influence state gov policy (WA: Q29b 2, DC: q24 b 2, US1: N/A)

	DC (US-JIGS1)	NC (US-JIGS1)	SEA (US-JIGS2)	DC (US-JIGS2)	DC (US-JIGS1)	NC (US-JIGS1)	SEA (US-JIGS2)	DC (US-JIGS2)
0 No	0	0	987	546	0.0%	0.0%	65.8%	95.6%
1 Yes	0	0	88	25	0.0%	0.0%	5.9%	4.4%
-9 Missing	748	752	426	0	100.0%	100.0%	28.4%	0.0%
-8 Not applicable	0	0	0	0	0.0%	0.0%	0.0%	0.0%
-7 Don't know	0	0	0	0	0.0%	0.0%	0.0%	0.0%
-6 Refused	0	0	0	0	0.0%	0.0%	0.0%	0.0%
-5 Logical skip	0	0	0	0	0.0%	0.0%	0.0%	0.0%
Total	748	752	1501	571	100.0%	100.0%	100.0%	100.0%

[UA 280203 US2] Org created relation w/ local gov to influence state gov policy (WA: Q29b 3, DC: q24 b 3, US1: N/A)

	DC (US-JIGS1)	NC (US-JIGS1)	SEA (US-JIGS2)	DC (US-JIGS2)	DC (US-JIGS1)	NC (US-JIGS1)	SEA (US-JIGS2)	DC (US-JIGS2)
0 No	0	0	968	542	0.0%	0.0%	64.5%	94.9%
1 Yes	0	0	107	29	0.0%	0.0%	7.1%	5.1%
-9 Missing	748	752	426	0	100.0%	100.0%	28.4%	0.0%
-8 Not applicable	0	0	0	0	0.0%	0.0%	0.0%	0.0%
-7 Don't know	0	0	0	0	0.0%	0.0%	0.0%	0.0%
-6 Refused	0	0	0	0	0.0%	0.0%	0.0%	0.0%
-5 Logical skip	0	0	0	0	0.0%	0.0%	0.0%	0.0%
Total	748	752	1501	571	100.0%	100.0%	100.0%	100.0%

[UA 280204 US2] Org created relation w/ state gov to influence state gov policy (WA: Q29b 4, DC: q24 b 4, US1: N/A)

	DC (US-JIGS1)	NC (US-JIGS1)	SEA (US-JIGS2)	DC (US-JIGS2)	DC (US-JIGS1)	NC (US-JIGS1)	SEA (US-JIGS2)	DC (US-JIGS2)
0 No	0	0	936	528	0.0%	0.0%	62.4%	92.5%
1 Yes	0	0	139	43	0.0%	0.0%	9.3%	7.5%
-9 Missing	748	752	426	0	100.0%	100.0%	28.4%	0.0%
-8 Not applicable	0	0	0	0	0.0%	0.0%	0.0%	0.0%
-7 Don't know	0	0	0	0	0.0%	0.0%	0.0%	0.0%
-6 Refused	0	0	0	0	0.0%	0.0%	0.0%	0.0%
-5 Logical skip	0	0	0	0	0.0%	0.0%	0.0%	0.0%
Total	748	752	1501	571	100.0%	100.0%	100.0%	100.0%

[UA 280205 US2] Org created relation w/ federal gov to influence state gov policy (WA: Q29b 5, DC: q24 b 5, US1: N/A)

	DC (US-JIGS1)	NC (US-JIGS1)	SEA (US-JIGS2)	DC (US-JIGS2)	DC (US-JIGS1)	NC (US-JIGS1)	SEA (US-JIGS2)	DC (US-JIGS2)
0 No	0	0	1052	568	0.0%	0.0%	70.1%	99.5%
1 Yes	0	0	23	3	0.0%	0.0%	1.5%	0.5%
-9 Missing	748	752	426	0	100.0%	100.0%	28.4%	0.0%
-8 Not applicable	0	0	0	0	0.0%	0.0%	0.0%	0.0%
-7 Don't know	0	0	0	0	0.0%	0.0%	0.0%	0.0%
-6 Refused	0	0	0	0	0.0%	0.0%	0.0%	0.0%
-5 Logical skip	0	0	0	0	0.0%	0.0%	0.0%	0.0%
Total	748	752	1501	571	100.0%	100.0%	100.0%	100.0%

[UA 280301 US2] Org created relation w/ non-profit to influence federal gov policy (WA: Q29c 1, DC: q24 c 1, US1: N/A)

	DC (US-JIGS1)	NC (US-JIGS1)	SEA (US-JIGS2)	DC (US-JIGS2)	DC (US-JIGS1)	NC (US-JIGS1)	SEA (US-JIGS2)	DC (US-JIGS2)
0 No	0	0	854	396	0.0%	0.0%	56.9%	69.4%
1 Yes	0	0	221	175	0.0%	0.0%	14.7%	30.6%
-9 Missing	748	752	426	0	100.0%	100.0%	28.4%	0.0%
-8 Not applicable	0	0	0	0	0.0%	0.0%	0.0%	0.0%
-7 Don't know	0	0	0	0	0.0%	0.0%	0.0%	0.0%
-6 Refused	0	0	0	0	0.0%	0.0%	0.0%	0.0%
-5 Logical skip	0	0	0	0	0.0%	0.0%	0.0%	0.0%
Total	748	752	1501	571	100.0%	100.0%	100.0%	100.0%

[UA 280302 US2] Org created relation w/ business to influence federal gov policy (WA: Q29c 2, DC: q24 c 2, US1: N/A)

	DC (US-JIGS1)	NC (US-JIGS1)	SEA (US-JIGS2)	DC (US-JIGS2)	DC (US-JIGS1)	NC (US-JIGS1)	SEA (US-JIGS2)	DC (US-JIGS2)
0 No	0	0	1021	543	0.0%	0.0%	68.0%	95.1%
1 Yes	0	0	54	28	0.0%	0.0%	3.6%	4.9%
-9 Missing	748	752	426	0	100.0%	100.0%	28.4%	0.0%
-8 Not applicable	0	0	0	0	0.0%	0.0%	0.0%	0.0%
-7 Don't know	0	0	0	0	0.0%	0.0%	0.0%	0.0%
-6 Refused	0	0	0	0	0.0%	0.0%	0.0%	0.0%
-5 Logical skip	0	0	0	0	0.0%	0.0%	0.0%	0.0%
Total	748	752	1501	571	100.0%	100.0%	100.0%	100.0%

[UA 280303 US2] Org created relation w/ local gov to influence federal gov policy (WA: Q29c 3, DC: q24 c 3, US1: N/A)

	DC (US-JIGS1)	NC (US-JIGS1)	SEA (US-JIGS2)	DC (US-JIGS2)	DC (US-JIGS1)	NC (US-JIGS1)	SEA (US-JIGS2)	DC (US-JIGS2)
0 No	0	0	1030	554	0.0%	0.0%	68.6%	97.0%
1 Yes	0	0	45	17	0.0%	0.0%	3.0%	3.0%
-9 Missing	748	752	426	0	100.0%	100.0%	28.4%	0.0%
-8 Not applicable	0	0	0	0	0.0%	0.0%	0.0%	0.0%
-7 Don't know	0	0	0	0	0.0%	0.0%	0.0%	0.0%
-6 Refused	0	0	0	0	0.0%	0.0%	0.0%	0.0%
-5 Logical skip	0	0	0	0	0.0%	0.0%	0.0%	0.0%
Total	748	752	1501	571	100.0%	100.0%	100.0%	100.0%

[UA 280304 US2] Org created relation w/ state gov to influence federal gov policy (WA: Q29c 4, DC: q24 c 4, US1: N/A)

	DC (US-JIGS1)	NC (US-JIGS1)	SEA (US-JIGS2)	DC (US-JIGS2)	DC (US-JIGS1)	NC (US-JIGS1)	SEA (US-JIGS2)	DC (US-JIGS2)
0 No	0	0	1021	551	0.0%	0.0%	68.0%	96.5%
1 Yes	0	0	54	20	0.0%	0.0%	3.6%	3.5%
-9 Missing	748	752	426	0	100.0%	100.0%	28.4%	0.0%
-8 Not applicable	0	0	0	0	0.0%	0.0%	0.0%	0.0%
-7 Don't know	0	0	0	0	0.0%	0.0%	0.0%	0.0%
-6 Refused	0	0	0	0	0.0%	0.0%	0.0%	0.0%
-5 Logical skip	0	0	0	0	0.0%	0.0%	0.0%	0.0%
Total	748	752	1501	571	100.0%	100.0%	100.0%	100.0%

[UA 280305 US2] Org created relation w/ federal gov to influence federal gov policy (WA: Q29c 5, DC: q24 c 5, US1: N/A)

	DC (US-JIGS1)	NC (US-JIGS1)	SEA (US-JIGS2)	DC (US-JIGS2)	DC (US-JIGS1)	NC (US-JIGS1)	SEA (US-JIGS2)	DC (US-JIGS2)
0 No	0	0	1011	536	0.0%	0.0%	67.4%	93.9%
1 Yes	0	0	64	35	0.0%	0.0%	4.3%	6.1%
-9 Missing	748	752	426	0	100.0%	100.0%	28.4%	0.0%
-8 Not applicable	0	0	0	0	0.0%	0.0%	0.0%	0.0%
-7 Don't know	0	0	0	0	0.0%	0.0%	0.0%	0.0%
-6 Refused	0	0	0	0	0.0%	0.0%	0.0%	0.0%
-5 Logical skip	0	0	0	0	0.0%	0.0%	0.0%	0.0%
Total	748	752	1501	571	100.0%	100.0%	100.0%	100.0%

[UA 280401 US2] Org created relation w/ non-profit to provide services (WA: Q29d 1, DC: q24 d 1, US1: N/A)

	DC (US-JIGS1)	NC (US-JIGS1)	SEA (US-JIGS2)	DC (US-JIGS2)	DC (US-JIGS1)	NC (US-JIGS1)	SEA (US-JIGS2)	DC (US-JIGS2)
0 No	0	0	508	329	0.0%	0.0%	33.8%	57.6%
1 Yes	0	0	567	242	0.0%	0.0%	37.8%	42.4%
-9 Missing	748	752	426	0	100.0%	100.0%	28.4%	0.0%
-8 Not applicable	0	0	0	0	0.0%	0.0%	0.0%	0.0%
-7 Don't know	0	0	0	0	0.0%	0.0%	0.0%	0.0%
-6 Refused	0	0	0	0	0.0%	0.0%	0.0%	0.0%
-5 Logical skip	0	0	0	0	0.0%	0.0%	0.0%	0.0%
Total	748	752	1501	571	100.0%	100.0%	100.0%	100.0%

[UA 280402 US2] Org created relation w/ business to provide services (WA: Q29d 2, DC: q24 d 2, US1: N/A)

	DC (US-JIGS1)	NC (US-JIGS1)	SEA (US-JIGS2)	DC (US-JIGS2)	DC (US-JIGS1)	NC (US-JIGS1)	SEA (US-JIGS2)	DC (US-JIGS2)
0 No	0	0	836	494	0.0%	0.0%	55.7%	86.5%
1 Yes	0	0	239	77	0.0%	0.0%	15.9%	13.5%
-9 Missing	748	752	426	0	100.0%	100.0%	28.4%	0.0%
-8 Not applicable	0	0	0	0	0.0%	0.0%	0.0%	0.0%
-7 Don't know	0	0	0	0	0.0%	0.0%	0.0%	0.0%
-6 Refused	0	0	0	0	0.0%	0.0%	0.0%	0.0%
-5 Logical skip	0	0	0	0	0.0%	0.0%	0.0%	0.0%
Total	748	752	1501	571	100.0%	100.0%	100.0%	100.0%

[UA 280403 US2] Org created relation w/ local gov unit to provide services (WA: Q29d 3, DC: q24 d 3, US1: N/A)

	DC (US-JIGS1)	NC (US-JIGS1)	SEA (US-JIGS2)	DC (US-JIGS2)	DC (US-JIGS1)	NC (US-JIGS1)	SEA (US-JIGS2)	DC (US-JIGS2)
0 No	0	0	831	488	0.0%	0.0%	55.4%	85.5%
1 Yes	0	0	244	83	0.0%	0.0%	16.3%	14.5%
-9 Missing	748	752	426	0	100.0%	100.0%	28.4%	0.0%
-8 Not applicable	0	0	0	0	0.0%	0.0%	0.0%	0.0%
-7 Don't know	0	0	0	0	0.0%	0.0%	0.0%	0.0%
-6 Refused	0	0	0	0	0.0%	0.0%	0.0%	0.0%
-5 Logical skip	0	0	0	0	0.0%	0.0%	0.0%	0.0%
Total	748	752	1501	571	100.0%	100.0%	100.0%	100.0%

[UA 280404 US2] Org created relation w/ state gov to provide services (WA: Q29d 4, DC: q24 d 4, US1: N/A)

	DC (US-JIGS1)	NC (US-JIGS1)	SEA (US-JIGS2)	DC (US-JIGS2)	DC (US-JIGS1)	NC (US-JIGS1)	SEA (US-JIGS2)	DC (US-JIGS2)
0 No	0	0	931	521	0.0%	0.0%	62.0%	91.2%
1 Yes	0	0	144	50	0.0%	0.0%	9.6%	8.8%
-9 Missing	748	752	426	0	100.0%	100.0%	28.4%	0.0%
-8 Not applicable	0	0	0	0	0.0%	0.0%	0.0%	0.0%
-7 Don't know	0	0	0	0	0.0%	0.0%	0.0%	0.0%
-6 Refused	0	0	0	0	0.0%	0.0%	0.0%	0.0%
-5 Logical skip	0	0	0	0	0.0%	0.0%	0.0%	0.0%
Total	748	752	1501	571	100.0%	100.0%	100.0%	100.0%

[UA 280405 US2] Org created relation w/ federal gov to provide services (WA: Q29d 5, DC: q24 d 5, US1: N/A)

	DC (US-JIGS1)	NC (US-JIGS1)	SEA (US-JIGS2)	DC (US-JIGS2)	DC (US-JIGS1)	NC (US-JIGS1)	SEA (US-JIGS2)	DC (US-JIGS2)
0 No	0	0	1012	522	0.0%	0.0%	67.4%	91.4%
1 Yes	0	0	63	49	0.0%	0.0%	4.2%	8.6%
-9 Missing	748	752	426	0	100.0%	100.0%	28.4%	0.0%
-8 Not applicable	0	0	0	0	0.0%	0.0%	0.0%	0.0%
-7 Don't know	0	0	0	0	0.0%	0.0%	0.0%	0.0%
-6 Refused	0	0	0	0	0.0%	0.0%	0.0%	0.0%
-5 Logical skip	0	0	0	0	0.0%	0.0%	0.0%	0.0%
Total	748	752	1501	571	100.0%	100.0%	100.0%	100.0%

[UA 280501 US2] Org created relation w/ non-profit to develop org capacity (WA: Q29e 1, DC: q24 e 1, US1: N/A)

	DC (US-JIGS1)	NC (US-JIGS1)	SEA (US-JIGS2)	DC (US-JIGS2)	DC (US-JIGS1)	NC (US-JIGS1)	SEA (US-JIGS2)	DC (US-JIGS2)
0 No	0	0	663	369	0.0%	0.0%	44.2%	64.6%
1 Yes	0	0	412	202	0.0%	0.0%	27.4%	35.4%
-9 Missing	748	752	426	0	100.0%	100.0%	28.4%	0.0%
-8 Not applicable	0	0	0	0	0.0%	0.0%	0.0%	0.0%
-7 Don't know	0	0	0	0	0.0%	0.0%	0.0%	0.0%
-6 Refused	0	0	0	0	0.0%	0.0%	0.0%	0.0%
-5 Logical skip	0	0	0	0	0.0%	0.0%	0.0%	0.0%
Total	748	752	1501	571	100.0%	100.0%	100.0%	100.0%

[UA 280502 US2] Org created relation w/ business to develop org capacity (WA: Q29e 2, DC: q24 e 2, US1: N/A)

	DC (US-JIGS1)	NC (US-JIGS1)	SEA (US-JIGS2)	DC (US-JIGS2)	DC (US-JIGS1)	NC (US-JIGS1)	SEA (US-JIGS2)	DC (US-JIGS2)
0 No	0	0	934	515	0.0%	0.0%	62.2%	90.2%
1 Yes	0	0	141	56	0.0%	0.0%	9.4%	9.8%
-9 Missing	748	752	426	0	100.0%	100.0%	28.4%	0.0%
-8 Not applicable	0	0	0	0	0.0%	0.0%	0.0%	0.0%
-7 Don't know	0	0	0	0	0.0%	0.0%	0.0%	0.0%
-6 Refused	0	0	0	0	0.0%	0.0%	0.0%	0.0%
-5 Logical skip	0	0	0	0	0.0%	0.0%	0.0%	0.0%
Total	748	752	1501	571	100.0%	100.0%	100.0%	100.0%

[UA 280503 US2] Org created relation w/ local gov unit to develop org capacity (WA: Q29e 3, DC: q24 e 3, US1: N/A)

	DC (US-JIGS1)	NC (US-JIGS1)	SEA (US-JIGS2)	DC (US-JIGS2)	DC (US-JIGS1)	NC (US-JIGS1)	SEA (US-JIGS2)	DC (US-JIGS2)
0 No	0	0	965	523	0.0%	0.0%	64.3%	91.6%
1 Yes	0	0	110	48	0.0%	0.0%	7.3%	8.4%
-9 Missing	748	752	426	0	100.0%	100.0%	28.4%	0.0%
-8 Not applicable	0	0	0	0	0.0%	0.0%	0.0%	0.0%
-7 Don't know	0	0	0	0	0.0%	0.0%	0.0%	0.0%
-6 Refused	0	0	0	0	0.0%	0.0%	0.0%	0.0%
-5 Logical skip	0	0	0	0	0.0%	0.0%	0.0%	0.0%
Total	748	752	1501	571	100.0%	100.0%	100.0%	100.0%

[UA 280504 US2] Org created relation w/ state gov unit to develop org capacity (WA: Q29e 4, DC: q24 e 4, US1: N/A)

	DC (US-JIGS1)	NC (US-JIGS1)	SEA (US-JIGS2)	DC (US-JIGS2)	DC (US-JIGS1)	NC (US-JIGS1)	SEA (US-JIGS2)	DC (US-JIGS2)
0 No	0	0	1007	544	0.0%	0.0%	67.1%	95.3%
1 Yes	0	0	68	27	0.0%	0.0%	4.5%	4.7%
-9 Missing	748	752	426	0	100.0%	100.0%	28.4%	0.0%
-8 Not applicable	0	0	0	0	0.0%	0.0%	0.0%	0.0%
-7 Don't know	0	0	0	0	0.0%	0.0%	0.0%	0.0%
-6 Refused	0	0	0	0	0.0%	0.0%	0.0%	0.0%
-5 Logical skip	0	0	0	0	0.0%	0.0%	0.0%	0.0%
Total	748	752	1501	571	100.0%	100.0%	100.0%	100.0%

[UA 280505 US2] Org created relation w/ federal gov unit to develop org capacity (WA: Q29e 5, DC: q24 e 5, US1: N/A)

	DC (US-JIGS1)	NC (US-JIGS1)	SEA (US-JIGS2)	DC (US-JIGS2)	DC (US-JIGS1)	NC (US-JIGS1)	SEA (US-JIGS2)	DC (US-JIGS2)
0 No	0	0	1048	548	0.0%	0.0%	69.8%	96.0%
1 Yes	0	0	27	23	0.0%	0.0%	1.8%	4.0%
-9 Missing	748	752	426	0	100.0%	100.0%	28.4%	0.0%
-8 Not applicable	0	0	0	0	0.0%	0.0%	0.0%	0.0%
-7 Don't know	0	0	0	0	0.0%	0.0%	0.0%	0.0%
-6 Refused	0	0	0	0	0.0%	0.0%	0.0%	0.0%
-5 Logical skip	0	0	0	0	0.0%	0.0%	0.0%	0.0%
Total	748	752	1501	571	100.0%	100.0%	100.0%	100.0%

[UA 280601 US2] Org created relation w/ non-profit to fundraise (WA: Q29f 1, DC: q24 f 1, US1: N/A)

	DC (US-JIGS1)	NC (US-JIGS1)	SEA (US-JIGS2)	DC (US-JIGS2)	DC (US-JIGS1)	NC (US-JIGS1)	SEA (US-JIGS2)	DC (US-JIGS2)
0 No	0	0	542	378	0.0%	0.0%	36.1%	66.2%
1 Yes	0	0	533	193	0.0%	0.0%	35.5%	33.8%
-9 Missing	748	752	426	0	100.0%	100.0%	28.4%	0.0%
-8 Not applicable	0	0	0	0	0.0%	0.0%	0.0%	0.0%
-7 Don't know	0	0	0	0	0.0%	0.0%	0.0%	0.0%
-6 Refused	0	0	0	0	0.0%	0.0%	0.0%	0.0%
-5 Logical skip	0	0	0	0	0.0%	0.0%	0.0%	0.0%
Total	748	752	1501	571	100.0%	100.0%	100.0%	100.0%

[UA 280602 US2] Org created relation w/ business to fundraise (WA: Q29f 2, DC: q24 f 2, US1: N/A)

	DC (US-JIGS1)	NC (US-JIGS1)	SEA (US-JIGS2)	DC (US-JIGS2)	DC (US-JIGS1)	NC (US-JIGS1)	SEA (US-JIGS2)	DC (US-JIGS2)
0 No	0	0	772	455	0.0%	0.0%	51.4%	79.7%
1 Yes	0	0	303	116	0.0%	0.0%	20.2%	20.3%
-9 Missing	748	752	426	0	100.0%	100.0%	28.4%	0.0%
-8 Not applicable	0	0	0	0	0.0%	0.0%	0.0%	0.0%
-7 Don't know	0	0	0	0	0.0%	0.0%	0.0%	0.0%
-6 Refused	0	0	0	0	0.0%	0.0%	0.0%	0.0%
-5 Logical skip	0	0	0	0	0.0%	0.0%	0.0%	0.0%
Total	748	752	1501	571	100.0%	100.0%	100.0%	100.0%

[UA 280603 US2] Org created relation w/ local gov unit to fundraise (WA: Q29f 3, DC: q24 f 3, US1: N/A)

	DC (US-JIGS1)	NC (US-JIGS1)	SEA (US-JIGS2)	DC (US-JIGS2)	DC (US-JIGS1)	NC (US-JIGS1)	SEA (US-JIGS2)	DC (US-JIGS2)
0 No	0	0	955	538	0.0%	0.0%	63.6%	94.2%
1 Yes	0	0	120	33	0.0%	0.0%	8.0%	5.8%
-9 Missing	748	752	426	0	100.0%	100.0%	28.4%	0.0%
-8 Not applicable	0	0	0	0	0.0%	0.0%	0.0%	0.0%
-7 Don't know	0	0	0	0	0.0%	0.0%	0.0%	0.0%
-6 Refused	0	0	0	0	0.0%	0.0%	0.0%	0.0%
-5 Logical skip	0	0	0	0	0.0%	0.0%	0.0%	0.0%
Total	748	752	1501	571	100.0%	100.0%	100.0%	100.0%

[UA 280604 US2] Org created relation w/ state gov unit to fundraise (WA: Q29f 4, DC: q24 f 4, US1: N/A)

	DC (US-JIGS1)	NC (US-JIGS1)	SEA (US-JIGS2)	DC (US-JIGS2)	DC (US-JIGS1)	NC (US-JIGS1)	SEA (US-JIGS2)	DC (US-JIGS2)
0 No	0	0	1009	558	0.0%	0.0%	67.2%	97.7%
1 Yes	0	0	66	13	0.0%	0.0%	4.4%	2.3%
-9 Missing	748	752	426	0	100.0%	100.0%	28.4%	0.0%
-8 Not applicable	0	0	0	0	0.0%	0.0%	0.0%	0.0%
-7 Don't know	0	0	0	0	0.0%	0.0%	0.0%	0.0%
-6 Refused	0	0	0	0	0.0%	0.0%	0.0%	0.0%
-5 Logical skip	0	0	0	0	0.0%	0.0%	0.0%	0.0%
Total	748	752	1501	571	100.0%	100.0%	100.0%	100.0%

[UA 280605 US2] Org created relation w/ federal gov unit to fundraise (WA: Q29f 5, DC: q24 f 5, US1: N/A)

	DC (US-JIGS1)	NC (US-JIGS1)	SEA (US-JIGS2)	DC (US-JIGS2)	DC (US-JIGS1)	NC (US-JIGS1)	SEA (US-JIGS2)	DC (US-JIGS2)
0 No	0	0	1039	556	0.0%	0.0%	69.2%	97.4%
1 Yes	0	0	36	15	0.0%	0.0%	2.4%	2.6%
-9 Missing	748	752	426	0	100.0%	100.0%	28.4%	0.0%
-8 Not applicable	0	0	0	0	0.0%	0.0%	0.0%	0.0%
-7 Don't know	0	0	0	0	0.0%	0.0%	0.0%	0.0%
-6 Refused	0	0	0	0	0.0%	0.0%	0.0%	0.0%
-5 Logical skip	0	0	0	0	0.0%	0.0%	0.0%	0.0%
Total	748	752	1501	571	100.0%	100.0%	100.0%	100.0%

[UA 280701 US2] Org created relation w/ non-profit to develop community capacity (WA: Q29g 1, DC: q24 g 1, US1: N/A)

	DC (US-JIGS1)	NC (US-JIGS1)	SEA (US-JIGS2)	DC (US-JIGS2)	DC (US-JIGS1)	NC (US-JIGS1)	SEA (US-JIGS2)	DC (US-JIGS2)
0 No	0	0	617	388	0.0%	0.0%	41.1%	68.0%
1 Yes	0	0	458	183	0.0%	0.0%	30.5%	32.0%
-9 Missing	748	752	426	0	100.0%	100.0%	28.4%	0.0%
-8 Not applicable	0	0	0	0	0.0%	0.0%	0.0%	0.0%
-7 Don't know	0	0	0	0	0.0%	0.0%	0.0%	0.0%
-6 Refused	0	0	0	0	0.0%	0.0%	0.0%	0.0%
-5 Logical skip	0	0	0	0	0.0%	0.0%	0.0%	0.0%
Total	748	752	1501	571	100.0%	100.0%	100.0%	100.0%

[UA 280702 US2] Org created relation w/ business to develop community capacity (WA: Q29g 2, DC: q24 g 2, US1: N/A)

	DC (US-JIGS1)	NC (US-JIGS1)	SEA (US-JIGS2)	DC (US-JIGS2)	DC (US-JIGS1)	NC (US-JIGS1)	SEA (US-JIGS2)	DC (US-JIGS2)
0 No	0	0	893	508	0.0%	0.0%	59.5%	89.0%
1 Yes	0	0	182	63	0.0%	0.0%	12.1%	11.0%
-9 Missing	748	752	426	0	100.0%	100.0%	28.4%	0.0%
-8 Not applicable	0	0	0	0	0.0%	0.0%	0.0%	0.0%
-7 Don't know	0	0	0	0	0.0%	0.0%	0.0%	0.0%
-6 Refused	0	0	0	0	0.0%	0.0%	0.0%	0.0%
-5 Logical skip	0	0	0	0	0.0%	0.0%	0.0%	0.0%
Total	748	752	1501	571	100.0%	100.0%	100.0%	100.0%

[UA 280703 US2] Org created relation w/ local gov unit to develop community capacity (WA: Q29g 3, DC: q24 g 3, US1: N/A)

	DC (US-JIGS1)	NC (US-JIGS1)	SEA (US-JIGS2)	DC (US-JIGS2)	DC (US-JIGS1)	NC (US-JIGS1)	SEA (US-JIGS2)	DC (US-JIGS2)
0 No	0	0	875	492	0.0%	0.0%	58.3%	86.2%
1 Yes	0	0	200	79	0.0%	0.0%	13.3%	13.8%
-9 Missing	748	752	426	0	100.0%	100.0%	28.4%	0.0%
-8 Not applicable	0	0	0	0	0.0%	0.0%	0.0%	0.0%
-7 Don't know	0	0	0	0	0.0%	0.0%	0.0%	0.0%
-6 Refused	0	0	0	0	0.0%	0.0%	0.0%	0.0%
-5 Logical skip	0	0	0	0	0.0%	0.0%	0.0%	0.0%
Total	748	752	1501	571	100.0%	100.0%	100.0%	100.0%

[UA 280704 US2] Org created relation w/ state gov unit to develop community capacity (WA: Q29g 4, DC: q24 g 4, US1: N/A)

	DC (US-JIGS1)	NC (US-JIGS1)	SEA (US-JIGS2)	DC (US-JIGS2)	DC (US-JIGS1)	NC (US-JIGS1)	SEA (US-JIGS2)	DC (US-JIGS2)
0 No	0	0	997	540	0.0%	0.0%	66.4%	94.6%
1 Yes	0	0	78	31	0.0%	0.0%	5.2%	5.4%
-9 Missing	748	752	426	0	100.0%	100.0%	28.4%	0.0%
-8 Not applicable	0	0	0	0	0.0%	0.0%	0.0%	0.0%
-7 Don't know	0	0	0	0	0.0%	0.0%	0.0%	0.0%
-6 Refused	0	0	0	0	0.0%	0.0%	0.0%	0.0%
-5 Logical skip	0	0	0	0	0.0%	0.0%	0.0%	0.0%
Total	748	752	1501	571	100.0%	100.0%	100.0%	100.0%

[UA 280705 US2] Org created relation w/ federal gov unit to develop community capacity (WA: Q29g 5, DC: q24 g 5, US1: N/A)

	DC (US-JIGS1)	NC (US-JIGS1)	SEA (US-JIGS2)	DC (US-JIGS2)	DC (US-JIGS1)	NC (US-JIGS1)	SEA (US-JIGS2)	DC (US-JIGS2)
0 No	0	0	1049	543	0.0%	0.0%	69.9%	95.1%
1 Yes	0	0	26	28	0.0%	0.0%	1.7%	4.9%
-9 Missing	748	752	426	0	100.0%	100.0%	28.4%	0.0%
-8 Not applicable	0	0	0	0	0.0%	0.0%	0.0%	0.0%
-7 Don't know	0	0	0	0	0.0%	0.0%	0.0%	0.0%
-6 Refused	0	0	0	0	0.0%	0.0%	0.0%	0.0%
-5 Logical skip	0	0	0	0	0.0%	0.0%	0.0%	0.0%
Total	748	752	1501	571	100.0%	100.0%	100.0%	100.0%

UA29	US-WA-JIGS2	Q30. Has your organization limited its advocacy activity due to resource problems or concerns on the impact of advocacy based on your tax exempt status?
	US-DC-JIGS2	Q20. Has your organization limited its advocacy activity due to resource problems or concerns about your tax exempt status?
	US-JIGS1	-

[UA 29 US2] Org limited its advocacy due to resource problems or impact on tax exempt status? (WA: Q30, DC: q20, US1: N/A)

	DC (US-JIGS1)	NC (US-JIGS1)	SEA (US-JIGS2)	DC (US-JIGS2)	DC (US-JIGS1)	NC (US-JIGS1)	SEA (US-JIGS2)	DC (US-JIGS2)
1 Yes, due to resource problems	0	0	208	81	0.0%	0.0%	13.9%	14.2%
2 Yes, concerns about tax exempt status	0	0	87	57	0.0%	0.0%	5.8%	10.0%
3 Yes, both	0	0	169	79	0.0%	0.0%	11.3%	13.8%
4 No, No, neither	0	0	673	321	0.0%	0.0%	44.8%	56.2%
-9 Missing	748	752	364	33	100.0%	100.0%	24.3%	5.8%
-8 Not applicable	0	0	0	0	0.0%	0.0%	0.0%	0.0%
-7 Don't know	0	0	0	0	0.0%	0.0%	0.0%	0.0%
-6 Refused	0	0	0	0	0.0%	0.0%	0.0%	0.0%
-5 Logical skip	0	0	0	0	0.0%	0.0%	0.0%	0.0%
Total	748	752	1501	571	100.0%	100.0%	100.0%	100.0%

UA30	US-WA-JIGS2	Q31. Please name 5 organizations with which you work, partner, or collaborate with. Rate the strength of connection on a scale of 1-7, where 1 = very weak and 7 = very strong	
	US-DC-JIGS2		-
	US-JIGS1		-

[UA 3001 WA] Strength of connection to Org 1 (WA: Q31 1b, DC: N/A, US1: N/A)

	DC (US-JIGS1)	NC (US-JIGS1)	SEA (US-JIGS2)	DC (US-JIGS2)	DC (US-JIGS1)	NC (US-JIGS1)	SEA (US-JIGS2)	DC (US-JIGS2)
1 1 Very little influence	0	0	13	0	0.0%	0.0%	0.9%	0.0%
2 2	0	0	23	0	0.0%	0.0%	1.5%	0.0%
3 3	0	0	46	0	0.0%	0.0%	3.1%	0.0%
4 4 Neutral	0	0	65	0	0.0%	0.0%	4.3%	0.0%
5 5	0	0	128	0	0.0%	0.0%	8.5%	0.0%
6 6	0	0	156	0	0.0%	0.0%	10.4%	0.0%
7 7 A lot of influence	0	0	427	0	0.0%	0.0%	28.4%	0.0%
-9 Missing	748	752	104	571	100.0%	100.0%	6.9%	100.0%
-8 Not applicable	0	0	0	0	0.0%	0.0%	0.0%	0.0%
-7 Don't know	0	0	0	0	0.0%	0.0%	0.0%	0.0%
-6 Refused	0	0	0	0	0.0%	0.0%	0.0%	0.0%
-5 Logical skip	0	0	539	0	0.0%	0.0%	35.9%	0.0%
Total	748	752	1501	571	100.0%	100.0%	100.0%	100.0%

[UA 3002 WA] Strength of connection to Org 2 (WA: Q31 2b, DC: N/A, US1: N/A)

	DC (US-JIGS1)	NC (US-JIGS1)	SEA (US-JIGS2)	DC (US-JIGS2)	DC (US-JIGS1)	NC (US-JIGS1)	SEA (US-JIGS2)	DC (US-JIGS2)
1 1 Very little influence	0	0	20	0	0.0%	0.0%	1.3%	0.0%
2 2	0	0	25	0	0.0%	0.0%	1.7%	0.0%
3 3	0	0	58	0	0.0%	0.0%	3.9%	0.0%
4 4 Neutral	0	0	82	0	0.0%	0.0%	5.5%	0.0%
5 5	0	0	151	0	0.0%	0.0%	10.1%	0.0%
6 6	0	0	142	0	0.0%	0.0%	9.5%	0.0%
7 7 A lot of influence	0	0	281	0	0.0%	0.0%	18.7%	0.0%
-9 Missing	748	752	119	571	100.0%	100.0%	7.9%	100.0%
-8 Not applicable	0	0	0	0	0.0%	0.0%	0.0%	0.0%
-7 Don't know	0	0	0	0	0.0%	0.0%	0.0%	0.0%
-6 Refused	0	0	0	0	0.0%	0.0%	0.0%	0.0%
-5 Logical skip	0	0	623	0	0.0%	0.0%	41.5%	0.0%
Total	748	752	1501	571	100.0%	100.0%	100.0%	100.0%

[UA 3003 WA] Strength of connection to Org 3 (WA: Q31 3b, DC: N/A, US1: N/A)

	DC (US-JIGS1)	NC (US-JIGS1)	SEA (US-JIGS2)	DC (US-JIGS2)	DC (US-JIGS1)	NC (US-JIGS1)	SEA (US-JIGS2)	DC (US-JIGS2)
1 1 Very little influence	0	0	14	0	0.0%	0.0%	0.9%	0.0%
2 2	0	0	33	0	0.0%	0.0%	2.2%	0.0%
3 3	0	0	53	0	0.0%	0.0%	3.5%	0.0%
4 4 Neutral	0	0	89	0	0.0%	0.0%	5.9%	0.0%
5 5	0	0	116	0	0.0%	0.0%	7.7%	0.0%
6 6	0	0	121	0	0.0%	0.0%	8.1%	0.0%
7 7 A lot of influence	0	0	222	0	0.0%	0.0%	14.8%	0.0%
-9 Missing	748	752	142	571	100.0%	100.0%	9.5%	100.0%
-8 Not applicable	0	0	0	0	0.0%	0.0%	0.0%	0.0%
-7 Don't know	0	0	0	0	0.0%	0.0%	0.0%	0.0%
-6 Refused	0	0	0	0	0.0%	0.0%	0.0%	0.0%
-5 Logical skip	0	0	711	0	0.0%	0.0%	47.4%	0.0%
Total	748	752	1501	571	100.0%	100.0%	100.0%	100.0%

[UA_3004_WA] Strength of connection to Org 4 (WA: Q31_4b, DC: N/A, US1: N/A)

	DC (US-JIGS1)	NC (US-JIGS1)	SEA (US-JIGS2)	DC (US-JIGS2)	DC (US-JIGS1)	NC (US-JIGS1)	SEA (US-JIGS2)	DC (US-JIGS2)
1 1 Very little influence	0	0	11	0	0.0%	0.0%	0.7%	0.0%
2 2	0	0	32	0	0.0%	0.0%	2.1%	0.0%
3 3	0	0	43	0	0.0%	0.0%	2.9%	0.0%
4 4 Neutral	0	0	65	0	0.0%	0.0%	4.3%	0.0%
5 5	0	0	95	0	0.0%	0.0%	6.3%	0.0%
6 6	0	0	110	0	0.0%	0.0%	7.3%	0.0%
7 7 A lot of influence	0	0	182	0	0.0%	0.0%	12.1%	0.0%
-9 Missing	748	752	163	571	100.0%	100.0%	10.9%	100.0%
-8 Not applicable	0	0	0	0	0.0%	0.0%	0.0%	0.0%
-7 Don't know	0	0	0	0	0.0%	0.0%	0.0%	0.0%
-6 Refused	0	0	0	0	0.0%	0.0%	0.0%	0.0%
-5 Logical skip	0	0	800	0	0.0%	0.0%	53.3%	0.0%
Total	748	752	1501	571	100.0%	100.0%	100.0%	100.0%

[UA_3005_WA] Strength of connection to Org 5 (WA: Q31_5b, DC: N/A, US1: N/A)

	DC (US-JIGS1)	NC (US-JIGS1)	SEA (US-JIGS2)	DC (US-JIGS2)	DC (US-JIGS1)	NC (US-JIGS1)	SEA (US-JIGS2)	DC (US-JIGS2)
1 1 Very little influence	0	0	17	0	0.0%	0.0%	1.1%	0.0%
2 2	0	0	26	0	0.0%	0.0%	1.7%	0.0%
3 3	0	0	35	0	0.0%	0.0%	2.3%	0.0%
4 4 Neutral	0	0	55	0	0.0%	0.0%	3.7%	0.0%
5 5	0	0	73	0	0.0%	0.0%	4.9%	0.0%
6 6	0	0	87	0	0.0%	0.0%	5.8%	0.0%
7 7 A lot of influence	0	0	153	0	0.0%	0.0%	10.2%	0.0%
-9 Missing	748	752	180	571	100.0%	100.0%	12.0%	100.0%
-8 Not applicable	0	0	0	0	0.0%	0.0%	0.0%	0.0%
-7 Don't know	0	0	0	0	0.0%	0.0%	0.0%	0.0%
-6 Refused	0	0	0	0	0.0%	0.0%	0.0%	0.0%
-5 Logical skip	0	0	875	0	0.0%	0.0%	58.3%	0.0%
Total	748	752	1501	571	100.0%	100.0%	100.0%	100.0%

UA31	US-WA-JIGS2	Q32. How long has the tenure of your Executive Director/CEO (or highest ranking leader) been so far?
	US-DC-JIGS2	Q26. How long has your Executive Director/CEO (or highest ranking leader) been in this position so far?
	US-JIGS1	-

[UA 31 US2 R] Year of tenure of your organization's Executive Director/CEO (WA: Q32, DC: q26, US1: N/A)

	DC (US-JIGS1)	NC (US-JIGS1)	SEA (US-JIGS2)	DC (US-JIGS2)	DC (US-JIGS1)	NC (US-JIGS1)	SEA (US-JIGS2)	DC (US-JIGS2)
1 1 year	0	0	233	92	0.0%	0.0%	15.5%	16.1%
2 Over 1 year and up to 2 years	0	0	162	59	0.0%	0.0%	10.8%	10.3%
3 Over 2 years and up to 3 years	0	0	126	49	0.0%	0.0%	8.4%	8.6%
4 Over 3 years and up to 4 years	0	0	72	38	0.0%	0.0%	4.8%	6.7%
5 Over 4 years and up to 5 years	0	0	86	49	0.0%	0.0%	5.7%	8.6%
6 Over 5 years and up to 10 years	0	0	242	118	0.0%	0.0%	16.1%	20.7%
7 Over 10 years and up to 15 years	0	0	121	56	0.0%	0.0%	8.1%	9.8%
8 Over 15 years and up to 20 years	0	0	59	33	0.0%	0.0%	3.9%	5.8%
9 Over 20 years and up to 25 years	0	0	31	13	0.0%	0.0%	2.1%	2.3%
10 Over 25 years and up to 30 years	0	0	27	12	0.0%	0.0%	1.8%	2.1%
11 Over 30 years and up to 35 years	0	0	7	3	0.0%	0.0%	0.5%	0.5%
12 Over 35 years and up to 40 years	0	0	4	1	0.0%	0.0%	0.3%	0.2%
13 Over 40 years and up to 45 years	0	0	0	0	0.0%	0.0%	0.0%	0.0%
14 Over 45 years and up to 50 years	0	0	1	0	0.0%	0.0%	0.1%	0.0%
15 Over 50 years	0	0	0	1	0.0%	0.0%	0.0%	0.2%
-9 Missing	748	752	330	47	100.0%	100.0%	22.0%	8.2%
-8 Not applicable	0	0	0	0	0.0%	0.0%	0.0%	0.0%
-7 Don't know	0	0	0	0	0.0%	0.0%	0.0%	0.0%
-6 Refused	0	0	0	0	0.0%	0.0%	0.0%	0.0%
-5 Logical skip	0	0	0	0	0.0%	0.0%	0.0%	0.0%
Total	748	752	1501	571	100.0%	100.0%	100.0%	100.0%

UA32	US-WA-JIGS2	Q33. What is the educational degree background of your Executive Director/CEO?
	US-DC-JIGS2	Q27. What is the highest educational degree obtained by your Executive Director/CEO?
	US-JIGS1	-

[UA_32_US2] Educational background of your organization's Executive Director (WA: Q33, DC: q27, US1: N/A)

	DC (US- JIGS1)	NC (US- JIGS1)	SEA (US- JIGS2)	DC (US- JIGS2)	DC (US- JIGS1)	NC (US- JIGS1)	SEA (US- JIGS2)	DC (US- JIGS2)
1 (Only DC) Less than undergraduate degree	0	0	0	28	0.0%	0.0%	0.0%	4.9%
2 Undergraduate degree	0	0	435	117	0.0%	0.0%	29.0%	20.5%
3 2. MPA, 3. MSW, and 4. MBA (WA) - Professional degree (e.g., law degree) (DC)	0	0	111	55	0.0%	0.0%	7.4%	9.6%
4 Other master's degree (WA) - Masters degree (DC)	0	0	290	218	0.0%	0.0%	19.3%	38.2%
5 Ph.D.	0	0	108	82	0.0%	0.0%	7.2%	14.4%
-9 Missing	748	752	336	44	100.0%	100.0%	22.4%	7.7%
-8 Not applicable	0	0	0	0	0.0%	0.0%	0.0%	0.0%
-7 Don't know	0	0	221	27	0.0%	0.0%	14.7%	4.7%
-6 Refused	0	0	0	0	0.0%	0.0%	0.0%	0.0%
-5 Logical skip	0	0	0	0	0.0%	0.0%	0.0%	0.0%
Total	748	752	1501	571	100.0%	100.0%	100.0%	100.0%

UA33	US-WA-JIGS2	Q34. Please indicate the percentage of your budget that came from the following sources in 2007.
	US-DC-JIGS2	Q29. Please indicate the percentage of your budget that came from the following sources in 2009.
	US-JIGS1	Q23. Approximately, what percentage of your 1998 income came from:

[UA_3301_ALL_R] % of budget in 2008 that came from membership fees (WA) - Percentage of 2009 budget from: Membership fees, dues (DC) (WA: Q34a, DC: q29_1, US1: q23@23_1)

	DC (US-JIGS1)	NC (US-JIGS1)	SEA (US-JIGS2)	DC (US-JIGS2)	DC (US-JIGS1)	NC (US-JIGS1)	SEA (US-JIGS2)	DC (US-JIGS2)
0 0%	162	290	524	183	21.7%	38.6%	34.9%	32.0%
1 Up to 10%	86	99	131	73	11.5%	13.2%	8.7%	12.8%
2 Over 10% and up to 20%	40	39	63	25	5.3%	5.2%	4.2%	4.4%
3 Over 20% and up to 30%	44	31	51	32	5.9%	4.1%	3.4%	5.6%
4 Over 30% and up to 40%	57	22	39	17	7.6%	2.9%	2.6%	3.0%
5 Over 40% and up to 50%	41	30	31	13	5.5%	4.0%	2.1%	2.3%
6 Over 50% and up to 60%	34	18	21	6	4.5%	2.4%	1.4%	1.1%
7 Over 60% and up to 70%	19	10	29	8	2.5%	1.3%	1.9%	1.4%
8 Over 70% and up to 80%	33	19	53	19	4.4%	2.5%	3.5%	3.3%
9 Over 80% and up to 90%	45	25	30	11	6.0%	3.3%	2.0%	1.9%
10 Over 90%	93	53	110	34	12.4%	7.0%	7.3%	6.0%
-9 Missing	94	116	419	150	12.6%	15.4%	27.9%	26.3%
-8 Not applicable	0	0	0	0	0.0%	0.0%	0.0%	0.0%
-7 Don't know	0	0	0	0	0.0%	0.0%	0.0%	0.0%
-6 Refused	0	0	0	0	0.0%	0.0%	0.0%	0.0%
-5 Logical skip	0	0	0	0	0.0%	0.0%	0.0%	0.0%
Total	748	752	1501	571	100.0%	100.0%	100.0%	100.0%

[UA_3302_ALL_R] % of budget in 2008 that came from earned income (WA) - Percentage of 2009 budget from: Earned income (DC) (WA: Q34b, DC: q29_2, US1: q23@23_2)

	DC (US-JIGS1)	NC (US-JIGS1)	SEA (US-JIGS2)	DC (US-JIGS2)	DC (US-JIGS1)	NC (US-JIGS1)	SEA (US-JIGS2)	DC (US-JIGS2)
0 0%	235	265	407	117	31.4%	35.2%	27.1%	20.5%
1 Up to 10%	180	147	169	97	24.1%	19.5%	11.3%	17.0%
2 Over 10% and up to 20%	55	49	77	39	7.4%	6.5%	5.1%	6.8%
3 Over 20% and up to 30%	31	39	73	37	4.1%	5.2%	4.9%	6.5%
4 Over 30% and up to 40%	33	25	35	16	4.4%	3.3%	2.3%	2.8%
5 Over 40% and up to 50%	18	31	72	17	2.4%	4.1%	4.8%	3.0%
6 Over 50% and up to 60%	19	26	45	20	2.5%	3.5%	3.0%	3.5%
7 Over 60% and up to 70%	25	15	40	14	3.3%	2.0%	2.7%	2.5%
8 Over 70% and up to 80%	15	13	49	25	2.0%	1.7%	3.3%	4.4%
9 Over 80% and up to 90%	10	4	44	21	1.3%	0.5%	2.9%	3.7%
10 Over 90%	17	26	66	21	2.3%	3.5%	4.4%	3.7%
-9 Missing	110	112	424	147	14.7%	14.9%	28.2%	25.7%
-8 Not applicable	0	0	0	0	0.0%	0.0%	0.0%	0.0%
-7 Don't know	0	0	0	0	0.0%	0.0%	0.0%	0.0%
-6 Refused	0	0	0	0	0.0%	0.0%	0.0%	0.0%
-5 Logical skip	0	0	0	0	0.0%	0.0%	0.0%	0.0%
Total	748	752	1501	571	100.0%	100.0%	100.0%	100.0%

[UA_3303_ALL_R] % of budget in 2008 that came from gov funding (WA) - Percentage of 2009 budget from: Govt funding (DC) (WA: Q34c, DC: q29_3, US1: q23@23_4)

	DC (US-JIGS1)	NC (US-JIGS1)	SEA (US-JIGS2)	DC (US-JIGS2)	DC (US-JIGS1)	NC (US-JIGS1)	SEA (US-JIGS2)	DC (US-JIGS2)
0 0%	424	369	716	185	56.7%	49.1%	47.7%	32.4%
1 Up to 10%	69	65	105	61	9.2%	8.6%	7.0%	10.7%
2 Over 10% and up to 20%	21	21	41	23	2.8%	2.8%	2.7%	4.0%
3 Over 20% and up to 30%	10	24	45	14	1.3%	3.2%	3.0%	2.5%
4 Over 30% and up to 40%	10	16	27	10	1.3%	2.1%	1.8%	1.8%
5 Over 40% and up to 50%	14	24	16	17	1.9%	3.2%	1.1%	3.0%
6 Over 50% and up to 60%	6	15	20	8	0.8%	2.0%	1.3%	1.4%
7 Over 60% and up to 70%	11	16	15	8	1.5%	2.1%	1.0%	1.4%
8 Over 70% and up to 80%	12	17	14	15	1.6%	2.3%	0.9%	2.6%
9 Over 80% and up to 90%	14	16	19	13	1.9%	2.1%	1.3%	2.3%
10 Over 90%	20	41	22	33	2.7%	5.5%	1.5%	5.8%
-9 Missing	137	128	461	184	18.3%	17.0%	30.7%	32.2%
-8 Not applicable	0	0	0	0	0.0%	0.0%	0.0%	0.0%
-7 Don't know	0	0	0	0	0.0%	0.0%	0.0%	0.0%
-6 Refused	0	0	0	0	0.0%	0.0%	0.0%	0.0%
-5 Logical skip	0	0	0	0	0.0%	0.0%	0.0%	0.0%
Total	748	752	1501	571	100.0%	100.0%	100.0%	100.0%

[UA_3304_ALL_R] % of budget in 2008 that came from donations/gifts (WA) - Percentage of 2009 budget from: Donations/gifts (DC) (WA: Q34d, DC: q29_4, US1: q23@23_3)

	DC (US-JIGS1)	NC (US-JIGS1)	SEA (US-JIGS2)	DC (US-JIGS2)	DC (US-JIGS1)	NC (US-JIGS1)	SEA (US-JIGS2)	DC (US-JIGS2)
0 0%	253	198	222	56	33.8%	26.3%	14.8%	9.8%
1 Up to 10%	135	136	257	140	18.0%	18.1%	17.1%	24.5%
2 Over 10% and up to 20%	36	49	122	37	4.8%	6.5%	8.1%	6.5%
3 Over 20% and up to 30%	40	42	90	32	5.3%	5.6%	6.0%	5.6%
4 Over 30% and up to 40%	28	28	47	18	3.7%	3.7%	3.1%	3.2%
5 Over 40% and up to 50%	24	29	56	19	3.2%	3.9%	3.7%	3.3%
6 Over 50% and up to 60%	9	21	25	19	1.2%	2.8%	1.7%	3.3%
7 Over 60% and up to 70%	9	14	28	16	1.2%	1.9%	1.9%	2.8%
8 Over 70% and up to 80%	21	22	42	14	2.8%	2.9%	2.8%	2.5%
9 Over 80% and up to 90%	16	17	34	24	2.1%	2.3%	2.3%	4.2%
10 Over 90%	55	80	183	77	7.4%	10.6%	12.2%	13.5%
-9 Missing	122	116	395	119	16.3%	15.4%	26.3%	20.8%
-8 Not applicable	0	0	0	0	0.0%	0.0%	0.0%	0.0%
-7 Don't know	0	0	0	0	0.0%	0.0%	0.0%	0.0%
-6 Refused	0	0	0	0	0.0%	0.0%	0.0%	0.0%
-5 Logical skip	0	0	0	0	0.0%	0.0%	0.0%	0.0%
Total	748	752	1501	571	100.0%	100.0%	100.0%	100.0%

[UA_3305_ALL_R] % of budget in 2008 that came from other (WA) - Percentage of 2009 budget from: Other (DC) (WA: Q34e, DC: q29_5, US1: q23@23_5)

	DC (US-JIGS1)	NC (US-JIGS1)	SEA (US-JIGS2)	DC (US-JIGS2)	DC (US-JIGS1)	NC (US-JIGS1)	SEA (US-JIGS2)	DC (US-JIGS2)
0 0%	406	402	693	140	54.3%	53.5%	46.2%	24.5%
1 Up to 10%	62	63	117	56	8.3%	8.4%	7.8%	9.8%
2 Over 10% and up to 20%	37	26	36	18	4.9%	3.5%	2.4%	3.2%
3 Over 20% and up to 30%	20	25	24	10	2.7%	3.3%	1.6%	1.8%
4 Over 30% and up to 40%	21	22	18	12	2.8%	2.9%	1.2%	2.1%
5 Over 40% and up to 50%	15	18	25	2	2.0%	2.4%	1.7%	0.4%
6 Over 50% and up to 60%	13	6	8	1	1.7%	0.8%	0.5%	0.2%
7 Over 60% and up to 70%	13	12	10	8	1.7%	1.6%	0.7%	1.4%
8 Over 70% and up to 80%	15	11	11	5	2.0%	1.5%	0.7%	0.9%
9 Over 80% and up to 90%	6	15	7	3	0.8%	2.0%	0.5%	0.5%
10 Over 90%	12	17	35	7	1.6%	2.3%	2.3%	1.2%
-9 Missing	128	135	517	309	17.1%	18.0%	34.4%	54.1%
-8 Not applicable	0	0	0	0	0.0%	0.0%	0.0%	0.0%
-7 Don't know	0	0	0	0	0.0%	0.0%	0.0%	0.0%
-6 Refused	0	0	0	0	0.0%	0.0%	0.0%	0.0%
-5 Logical skip	0	0	0	0	0.0%	0.0%	0.0%	0.0%
Total	748	752	1501	571	100.0%	100.0%	100.0%	100.0%

UA34	US-WA-JIGS2	Q35. What was the total dollar amount of your 2008 budget?
	US-DC-JIGS2	Q30. What was the total dollar amount of your 2009 budget?
	US-JIGS1	Q22. What was your organization's income in 1998?

[UA_34_ALL_R] Dollar amount of 2008 budget (WA) - In 2009, total budget amount in USD (DC) (WA: Q35, DC: q30, US1: q22@22)

	DC	NC	SEA	DC	DC	NC	SEA	DC
	(US-JIGS1)	(US-JIGS1)	(US-JIGS2)	(US-JIGS2)	(US-JIGS1)	(US-JIGS1)	(US-JIGS2)	(US-JIGS2)
1 Up to 1,000	8	14	113	5	1.1%	1.9%	7.5%	0.9%
2 Over 1,000 and up to 5,000	0	1	137	4	0.0%	0.1%	9.1%	0.7%
3 Over 5,000 and up to 10,000	2	4	73	9	0.3%	0.5%	4.9%	1.6%
4 Over 10,000 and up to 20,000	0	0	92	22	0.0%	0.0%	6.1%	3.9%
5 Over 20,000 and up to 50,000	0	1	154	69	0.0%	0.1%	10.3%	12.1%
6 Over 50,000 and up to 100,000	1	1	104	58	0.1%	0.1%	6.9%	10.2%
7 Over 100,000 and up to 250,000	1	2	111	64	0.1%	0.3%	7.4%	11.2%
8 Over 250,000 and up to 500,000	0	10	109	58	0.0%	1.3%	7.3%	10.2%
9 Over 500,000 and up to 750,000	3	4	30	20	0.4%	0.5%	2.0%	3.5%
10 Over 750,000 and up to 100,000	5	10	26	25	0.7%	1.3%	1.7%	4.4%
11 Over 100,000 and up to 200,000	9	22	53	46	1.2%	2.9%	3.5%	8.1%
12 Over 200,000	537	492	114	103	71.8%	65.4%	7.6%	18.0%
-9 Missing	182	191	385	88	24.3%	25.4%	25.6%	15.4%
-8 Not applicable	0	0	0	0	0.0%	0.0%	0.0%	0.0%
-7 Don't know	0	0	0	0	0.0%	0.0%	0.0%	0.0%
-6 Refused	0	0	0	0	0.0%	0.0%	0.0%	0.0%
-5 Logical skip	0	0	0	0	0.0%	0.0%	0.0%	0.0%
Total	748	752	1501	571	100.0%	100.0%	100.0%	100.0%

UA35	US-WA-JIGS2	Q36. What is your position in this organization?
	US-DC-JIGS2	Q31. What is your position in this organization?
	US-JIGS1	-

[UA_35_US2] Respondent's position in org (WA: Q36, DC: q31, US1: N/A)

	DC (US-JIGS1)	NC (US-JIGS1)	SEA (US-JIGS2)	DC (US-JIGS2)	DC (US-JIGS1)	NC (US-JIGS1)	SEA (US-JIGS2)	DC (US-JIGS2)
1 Executive Director, CEO, or highest ranking	0	0	653	318	0.0%	0.0%	43.5%	55.7%
2 Not executive, but other permanent staff	0	0	131	111	0.0%	0.0%	8.7%	19.4%
3 Other	0	0	367	94	0.0%	0.0%	24.5%	16.5%
-9 Missing	748	752	350	48	100.0%	100.0%	23.3%	8.4%
-8 Not applicable	0	0	0	0	0.0%	0.0%	0.0%	0.0%
-7 Don't know	0	0	0	0	0.0%	0.0%	0.0%	0.0%
-6 Refused	0	0	0	0	0.0%	0.0%	0.0%	0.0%
-5 Logical skip	0	0	0	0	0.0%	0.0%	0.0%	0.0%
Total	748	752	1501	571	100.0%	100.0%	100.0%	100.0%

UA36 | US-WA-JIGS2 | -
 | US-DC-JIGS2 | -
 | US-JIGS1 |

Q12. Please circle the appropriate responses:

[UA_3601_US1] Is it licensed, certified at a local level (WA: N/A, DC: N/A, US1: q12@12a1)

	DC (US-JIGS1)	NC (US-JIGS1)	SEA (US-JIGS2)	DC (US-JIGS2)	DC (US-JIGS1)	NC (US-JIGS1)	SEA (US-JIGS2)	DC (US-JIGS2)
0 No	461	397	0	0	61.6%	52.8%	0.0%	0.0%
1 Yes	177	280	0	0	23.7%	37.2%	0.0%	0.0%
-9 Missing	110	75	1501	571	14.7%	10.0%	100.0%	100.0%
-8 Not applicable	0	0	0	0	0.0%	0.0%	0.0%	0.0%
-7 Don't know	0	0	0	0	0.0%	0.0%	0.0%	0.0%
-6 Refused	0	0	0	0	0.0%	0.0%	0.0%	0.0%
-5 Logical skip	0	0	0	0	0.0%	0.0%	0.0%	0.0%
Total	748	752	1501	571	100.0%	100.0%	100.0%	100.0%

[UA_3602_US1] Is it supervised or advised at a local level (WA: N/A, DC: N/A, US1: q12@12a2)

	DC (US-JIGS1)	NC (US-JIGS1)	SEA (US-JIGS2)	DC (US-JIGS2)	DC (US-JIGS1)	NC (US-JIGS1)	SEA (US-JIGS2)	DC (US-JIGS2)
0 No	523	401	0	0	69.9%	53.3%	0.0%	0.0%
1 Yes	91	273	0	0	12.2%	36.3%	0.0%	0.0%
-9 Missing	134	78	1501	571	17.9%	10.4%	100.0%	100.0%
-8 Not applicable	0	0	0	0	0.0%	0.0%	0.0%	0.0%
-7 Don't know	0	0	0	0	0.0%	0.0%	0.0%	0.0%
-6 Refused	0	0	0	0	0.0%	0.0%	0.0%	0.0%
-5 Logical skip	0	0	0	0	0.0%	0.0%	0.0%	0.0%
Total	748	752	1501	571	100.0%	100.0%	100.0%	100.0%

[UA_3603_US1] Is it lobbying at a local level (WA: N/A, DC: N/A, US1: q12@12a3)

	DC (US-JIGS1)	NC (US-JIGS1)	SEA (US-JIGS2)	DC (US-JIGS2)	DC (US-JIGS1)	NC (US-JIGS1)	SEA (US-JIGS2)	DC (US-JIGS2)
0 No	474	466	0	0	63.4%	62.0%	0.0%	0.0%
1 Yes	153	216	0	0	20.5%	28.7%	0.0%	0.0%
-9 Missing	121	70	1501	571	16.2%	9.3%	100.0%	100.0%
-8 Not applicable	0	0	0	0	0.0%	0.0%	0.0%	0.0%
-7 Don't know	0	0	0	0	0.0%	0.0%	0.0%	0.0%
-6 Refused	0	0	0	0	0.0%	0.0%	0.0%	0.0%
-5 Logical skip	0	0	0	0	0.0%	0.0%	0.0%	0.0%
Total	748	752	1501	571	100.0%	100.0%	100.0%	100.0%

[UA_3604_US1] Is it exchanging policy inf at a local level (WA: N/A, DC: N/A, US1: q12@12a4)

	DC (US-JIGS1)	NC (US-JIGS1)	SEA (US-JIGS2)	DC (US-JIGS2)	DC (US-JIGS1)	NC (US-JIGS1)	SEA (US-JIGS2)	DC (US-JIGS2)
0 No	343	350	0	0	45.9%	46.5%	0.0%	0.0%
1 Yes	283	326	0	0	37.8%	43.4%	0.0%	0.0%
-9 Missing	122	76	1501	571	16.3%	10.1%	100.0%	100.0%
-8 Not applicable	0	0	0	0	0.0%	0.0%	0.0%	0.0%
-7 Don't know	0	0	0	0	0.0%	0.0%	0.0%	0.0%
-6 Refused	0	0	0	0	0.0%	0.0%	0.0%	0.0%
-5 Logical skip	0	0	0	0	0.0%	0.0%	0.0%	0.0%
Total	748	752	1501	571	100.0%	100.0%	100.0%	100.0%

[UA_3605_US1] Is it participating in advisory committees at a local level (WA: N/A, DC: N/A, US1: q12@12a5)

	DC (US-JIGS1)	NC (US-JIGS1)	SEA (US-JIGS2)	DC (US-JIGS2)	DC (US-JIGS1)	NC (US-JIGS1)	SEA (US-JIGS2)	DC (US-JIGS2)
0 No	357	292	0	0	47.7%	38.8%	0.0%	0.0%
1 Yes	274	398	0	0	36.6%	52.9%	0.0%	0.0%
-9 Missing	117	62	1501	571	15.6%	8.2%	100.0%	100.0%
-8 Not applicable	0	0	0	0	0.0%	0.0%	0.0%	0.0%
-7 Don't know	0	0	0	0	0.0%	0.0%	0.0%	0.0%
-6 Refused	0	0	0	0	0.0%	0.0%	0.0%	0.0%
-5 Logical skip	0	0	0	0	0.0%	0.0%	0.0%	0.0%
Total	748	752	1501	571	100.0%	100.0%	100.0%	100.0%

[UA_3606_US1] Is it employing government officials at a local level (WA: N/A, DC: N/A, US1: q12@12a6)

	DC (US-JIGS1)	NC (US-JIGS1)	SEA (US-JIGS2)	DC (US-JIGS2)	DC (US-JIGS1)	NC (US-JIGS1)	SEA (US-JIGS2)	DC (US-JIGS2)
0 No	581	614	0	0	77.7%	81.6%	0.0%	0.0%
1 Yes	43	61	0	0	5.7%	8.1%	0.0%	0.0%
-9 Missing	124	77	1501	571	16.6%	10.2%	100.0%	100.0%
-8 Not applicable	0	0	0	0	0.0%	0.0%	0.0%	0.0%
-7 Don't know	0	0	0	0	0.0%	0.0%	0.0%	0.0%
-6 Refused	0	0	0	0	0.0%	0.0%	0.0%	0.0%
-5 Logical skip	0	0	0	0	0.0%	0.0%	0.0%	0.0%
Total	748	752	1501	571	100.0%	100.0%	100.0%	100.0%

[UA_3607_US1] Is it working in policy formulation at a local level (WA: N/A, DC: N/A, US1: q12@12a7)

	DC (US-JIGS1)	NC (US-JIGS1)	SEA (US-JIGS2)	DC (US-JIGS2)	DC (US-JIGS1)	NC (US-JIGS1)	SEA (US-JIGS2)	DC (US-JIGS2)
0 No	359	402	0	0	48.0%	53.5%	0.0%	0.0%
1 Yes	264	282	0	0	35.3%	37.5%	0.0%	0.0%
-9 Missing	125	68	1501	571	16.7%	9.0%	100.0%	100.0%
-8 Not applicable	0	0	0	0	0.0%	0.0%	0.0%	0.0%
-7 Don't know	0	0	0	0	0.0%	0.0%	0.0%	0.0%
-6 Refused	0	0	0	0	0.0%	0.0%	0.0%	0.0%
-5 Logical skip	0	0	0	0	0.0%	0.0%	0.0%	0.0%
Total	748	752	1501	571	100.0%	100.0%	100.0%	100.0%

[UA_3608_US1] Is it licensed, certified at the federal level (WA: N/A, DC: N/A, US1: q12@12b1)

	DC (US-JIGS1)	NC (US-JIGS1)	SEA (US-JIGS2)	DC (US-JIGS2)	DC (US-JIGS1)	NC (US-JIGS1)	SEA (US-JIGS2)	DC (US-JIGS2)
0 No	446	413	0	0	59.6%	54.9%	0.0%	0.0%
1 Yes	217	192	0	0	29.0%	25.5%	0.0%	0.0%
-9 Missing	85	147	1501	571	11.4%	19.5%	100.0%	100.0%
-8 Not applicable	0	0	0	0	0.0%	0.0%	0.0%	0.0%
-7 Don't know	0	0	0	0	0.0%	0.0%	0.0%	0.0%
-6 Refused	0	0	0	0	0.0%	0.0%	0.0%	0.0%
-5 Logical skip	0	0	0	0	0.0%	0.0%	0.0%	0.0%
Total	748	752	1501	571	100.0%	100.0%	100.0%	100.0%

[UA_3609_US1] Is it supervised or advised at the federal level (WA: N/A, DC: N/A, US1: q12@12b2)

	DC (US-JIGS1)	NC (US-JIGS1)	SEA (US-JIGS2)	DC (US-JIGS2)	DC (US-JIGS1)	NC (US-JIGS1)	SEA (US-JIGS2)	DC (US-JIGS2)
0 No	497	452	0	0	66.4%	60.1%	0.0%	0.0%
1 Yes	133	139	0	0	17.8%	18.5%	0.0%	0.0%
-9 Missing	118	161	1501	571	15.8%	21.4%	100.0%	100.0%
-8 Not applicable	0	0	0	0	0.0%	0.0%	0.0%	0.0%
-7 Don't know	0	0	0	0	0.0%	0.0%	0.0%	0.0%
-6 Refused	0	0	0	0	0.0%	0.0%	0.0%	0.0%
-5 Logical skip	0	0	0	0	0.0%	0.0%	0.0%	0.0%
Total	748	752	1501	571	100.0%	100.0%	100.0%	100.0%

[UA_3610_US1] Is it lobbying at the federal level (WA: N/A, DC: N/A, US1: q12@12b3)

	DC (US-JIGS1)	NC (US-JIGS1)	SEA (US-JIGS2)	DC (US-JIGS2)	DC (US-JIGS1)	NC (US-JIGS1)	SEA (US-JIGS2)	DC (US-JIGS2)
0 No	339	441	0	0	45.3%	58.6%	0.0%	0.0%
1 Yes	344	170	0	0	46.0%	22.6%	0.0%	0.0%
-9 Missing	65	141	1501	571	8.7%	18.8%	100.0%	100.0%
-8 Not applicable	0	0	0	0	0.0%	0.0%	0.0%	0.0%
-7 Don't know	0	0	0	0	0.0%	0.0%	0.0%	0.0%
-6 Refused	0	0	0	0	0.0%	0.0%	0.0%	0.0%
-5 Logical skip	0	0	0	0	0.0%	0.0%	0.0%	0.0%
Total	748	752	1501	571	100.0%	100.0%	100.0%	100.0%

[UA 3611 US1] Is it exchanging policy inf at the federal level (WA: N/A, DC: N/A, US1: q12@12b4)

	DC (US-JIGS1)	NC (US-JIGS1)	SEA (US-JIGS2)	DC (US-JIGS2)	DC (US-JIGS1)	NC (US-JIGS1)	SEA (US-JIGS2)	DC (US-JIGS2)
0 No	216	383	0	0	28.9%	50.9%	0.0%	0.0%
1 Yes	459	212	0	0	61.4%	28.2%	0.0%	0.0%
-9 Missing	73	157	1501	571	9.8%	20.9%	100.0%	100.0%
-8 Not applicable	0	0	0	0	0.0%	0.0%	0.0%	0.0%
-7 Don't know	0	0	0	0	0.0%	0.0%	0.0%	0.0%
-6 Refused	0	0	0	0	0.0%	0.0%	0.0%	0.0%
-5 Logical skip	0	0	0	0	0.0%	0.0%	0.0%	0.0%
Total	748	752	1501	571	100.0%	100.0%	100.0%	100.0%

[UA 3612 US1] Is it participating in advisory committees at the federal level (WA: N/A, DC: N/A, US1: q12@12b5)

	DC (US-JIGS1)	NC (US-JIGS1)	SEA (US-JIGS2)	DC (US-JIGS2)	DC (US-JIGS1)	NC (US-JIGS1)	SEA (US-JIGS2)	DC (US-JIGS2)
0 No	252	414	0	0	33.7%	55.1%	0.0%	0.0%
1 Yes	421	177	0	0	56.3%	23.5%	0.0%	0.0%
-9 Missing	75	161	1501	571	10.0%	21.4%	100.0%	100.0%
-8 Not applicable	0	0	0	0	0.0%	0.0%	0.0%	0.0%
-7 Don't know	0	0	0	0	0.0%	0.0%	0.0%	0.0%
-6 Refused	0	0	0	0	0.0%	0.0%	0.0%	0.0%
-5 Logical skip	0	0	0	0	0.0%	0.0%	0.0%	0.0%
Total	748	752	1501	571	100.0%	100.0%	100.0%	100.0%

[UA 3613 US1] Is it employing government officials at the federal level (WA: N/A, DC: N/A, US1: q12@12b6)

	DC (US-JIGS1)	NC (US-JIGS1)	SEA (US-JIGS2)	DC (US-JIGS2)	DC (US-JIGS1)	NC (US-JIGS1)	SEA (US-JIGS2)	DC (US-JIGS2)
0 No	579	556	0	0	77.4%	73.9%	0.0%	0.0%
1 Yes	89	38	0	0	11.9%	5.1%	0.0%	0.0%
-9 Missing	80	158	1501	571	10.7%	21.0%	100.0%	100.0%
-8 Not applicable	0	0	0	0	0.0%	0.0%	0.0%	0.0%
-7 Don't know	0	0	0	0	0.0%	0.0%	0.0%	0.0%
-6 Refused	0	0	0	0	0.0%	0.0%	0.0%	0.0%
-5 Logical skip	0	0	0	0	0.0%	0.0%	0.0%	0.0%
Total	748	752	1501	571	100.0%	100.0%	100.0%	100.0%

[UA 3614 US1] Is it working in policy formulation at the federal level (WA: N/A, DC: N/A, US1: q12@12b7)

	DC (US-JIGS1)	NC (US-JIGS1)	SEA (US-JIGS2)	DC (US-JIGS2)	DC (US-JIGS1)	NC (US-JIGS1)	SEA (US-JIGS2)	DC (US-JIGS2)
0 No	247	448	0	0	33.0%	59.6%	0.0%	0.0%
1 Yes	433	155	0	0	57.9%	20.6%	0.0%	0.0%
-9 Missing	68	149	1501	571	9.1%	19.8%	100.0%	100.0%
-8 Not applicable	0	0	0	0	0.0%	0.0%	0.0%	0.0%
-7 Don't know	0	0	0	0	0.0%	0.0%	0.0%	0.0%
-6 Refused	0	0	0	0	0.0%	0.0%	0.0%	0.0%
-5 Logical skip	0	0	0	0	0.0%	0.0%	0.0%	0.0%
Total	748	752	1501	571	100.0%	100.0%	100.0%	100.0%

UA37 | US-WA-JIGS2 | -
 | US-DC-JIGS2 | -
 | US-JIGS1 |

Q13. Does your organization endorse any political party?

[UA_37_US1] Endorse any political party (WA: N/A, DC: N/A, US1: q13@13)

	DC	NC	SEA	DC	DC	NC	SEA	DC
	(US-JIGS1)	(US-JIGS1)	(US-JIGS2)	(US-JIGS2)	(US-JIGS1)	(US-JIGS1)	(US-JIGS2)	(US-JIGS2)
0 No	672	700	0	0	89.8%	93.1%	0.0%	0.0%
1 Yes	23	19	0	0	3.1%	2.5%	0.0%	0.0%
-9 Missing	53	33	1501	571	7.1%	4.4%	100.0%	100.0%
-8 Not applicable	0	0	0	0	0.0%	0.0%	0.0%	0.0%
-7 Don't know	0	0	0	0	0.0%	0.0%	0.0%	0.0%
-6 Refused	0	0	0	0	0.0%	0.0%	0.0%	0.0%
-5 Logical skip	0	0	0	0	0.0%	0.0%	0.0%	0.0%
Total	748	752	1501	571	100.0%	100.0%	100.0%	100.0%

UA38 | US-WA-JIGS2 | -
 | US-DC-JIGS2 | -
 | US-JIGS1 |

Q14. To what extent does your organization endorse the following parties:

[UA_3801_US1] To what extent endorse democratic party (WA: N/A, DC: N/A, US1: q14@14a)

	DC	NC	SEA	DC	DC	NC	SEA	DC
	(US-JIGS1)	(US-JIGS1)	(US-JIGS2)	(US-JIGS2)	(US-JIGS1)	(US-JIGS1)	(US-JIGS2)	(US-JIGS2)
1 Not at all	30	16	0	0	4.0%	2.1%	0.0%	0.0%
2 A little	4	4	0	0	0.5%	0.5%	0.0%	0.0%
3 Somewhat	4	3	0	0	0.5%	0.4%	0.0%	0.0%
4 Strongly	5	4	0	0	0.7%	0.5%	0.0%	0.0%
5 Very strongly	3	5	0	0	0.4%	0.7%	0.0%	0.0%
-9 Missing	702	720	1501	571	93.9%	95.7%	100.0%	100.0%
-8 Not applicable	0	0	0	0	0.0%	0.0%	0.0%	0.0%
-7 Don't know	0	0	0	0	0.0%	0.0%	0.0%	0.0%
-6 Refused	0	0	0	0	0.0%	0.0%	0.0%	0.0%
-5 Logical skip	0	0	0	0	0.0%	0.0%	0.0%	0.0%
Total	748	752	1501	571	100.0%	100.0%	100.0%	100.0%

[UA_3802_US1] To what extent endorse republican party (WA: N/A, DC: N/A, US1: q14@14b)

	DC	NC	SEA	DC	DC	NC	SEA	DC
	(US-JIGS1)	(US-JIGS1)	(US-JIGS2)	(US-JIGS2)	(US-JIGS1)	(US-JIGS1)	(US-JIGS2)	(US-JIGS2)
1 Not at all	28	15	0	0	3.7%	2.0%	0.0%	0.0%
2 A little	8	2	0	0	1.1%	0.3%	0.0%	0.0%
3 Somewhat	4	6	0	0	0.5%	0.8%	0.0%	0.0%
4 Strongly	4	0	0	0	0.5%	0.0%	0.0%	0.0%
5 Very strongly	2	2	0	0	0.3%	0.3%	0.0%	0.0%
-9 Missing	702	727	1501	571	93.9%	96.7%	100.0%	100.0%
-8 Not applicable	0	0	0	0	0.0%	0.0%	0.0%	0.0%
-7 Don't know	0	0	0	0	0.0%	0.0%	0.0%	0.0%
-6 Refused	0	0	0	0	0.0%	0.0%	0.0%	0.0%
-5 Logical skip	0	0	0	0	0.0%	0.0%	0.0%	0.0%
Total	748	752	1501	571	100.0%	100.0%	100.0%	100.0%

[UA_3803_US1] To what extent endorse other party (WA: N/A, DC: N/A, US1: q14@14c)

	DC	NC	SEA	DC	DC	NC	SEA	DC
	(US-JIGS1)	(US-JIGS1)	(US-JIGS2)	(US-JIGS2)	(US-JIGS1)	(US-JIGS1)	(US-JIGS2)	(US-JIGS2)
1 Not at all	12	8	0	0	1.6%	1.1%	0.0%	0.0%
2 A little	2	0	0	0	0.3%	0.0%	0.0%	0.0%
3 Somewhat	0	1	0	0	0.0%	0.1%	0.0%	0.0%
4 Strongly	1	0	0	0	0.1%	0.0%	0.0%	0.0%
5 Very strongly	1	1	0	0	0.1%	0.1%	0.0%	0.0%
-9 Missing	732	742	1501	571	97.9%	98.7%	100.0%	100.0%
-8 Not applicable	0	0	0	0	0.0%	0.0%	0.0%	0.0%
-7 Don't know	0	0	0	0	0.0%	0.0%	0.0%	0.0%
-6 Refused	0	0	0	0	0.0%	0.0%	0.0%	0.0%
-5 Logical skip	0	0	0	0	0.0%	0.0%	0.0%	0.0%
Total	748	752	1501	571	100.0%	100.0%	100.0%	100.0%

UA39 | US-WA-JIGS2 -
 US-DC-JIGS2 -
 US-JIGS1

Q15. Which do you think have been the most effective federal-level access points in pursuing your organization's interests? Please mark "1" for the most effective and "2" for the second most effective access points.

Q16. During federal elections of the last ten years, has your organization:

[UA_3901_US1] The most effective federal level (WA: N/A, DC: N/A, US1: q15@15_1)

	DC (US-JIGS1)	NC (US-JIGS1)	SEA (US-JIGS2)	DC (US-JIGS2)	DC (US-JIGS1)	NC (US-JIGS1)	SEA (US-JIGS2)	DC (US-JIGS2)
1 Congress	287	315	0	0	38.4%	41.9%	0.0%	0.0%
2 The white House	51	44	0	0	6.8%	5.9%	0.0%	0.0%
3 Executive Agencies	186	62	0	0	24.9%	8.2%	0.0%	0.0%
4 The Courts	21	52	0	0	2.8%	6.9%	0.0%	0.0%
-9 Missing	203	279	1501	571	27.1%	37.1%	100.0%	100.0%
-8 Not applicable	0	0	0	0	0.0%	0.0%	0.0%	0.0%
-7 Don't know	0	0	0	0	0.0%	0.0%	0.0%	0.0%
-6 Refused	0	0	0	0	0.0%	0.0%	0.0%	0.0%
-5 Logical skip	0	0	0	0	0.0%	0.0%	0.0%	0.0%
Total	748	752	1501	571	100.0%	100.0%	100.0%	100.0%

[UA_3902_US1] The second effective access points (WA: N/A, DC: N/A, US1: q15@15_2)

	DC (US-JIGS1)	NC (US-JIGS1)	SEA (US-JIGS2)	DC (US-JIGS2)	DC (US-JIGS1)	NC (US-JIGS1)	SEA (US-JIGS2)	DC (US-JIGS2)
1 Congress	167	104	0	0	22.3%	13.8%	0.0%	0.0%
2 The white House	110	100	0	0	14.7%	13.3%	0.0%	0.0%
3 Executive Agencies	179	157	0	0	23.9%	20.9%	0.0%	0.0%
4 The Courts	44	54	0	0	5.9%	7.2%	0.0%	0.0%
-9 Missing	248	337	1501	571	33.2%	44.8%	100.0%	100.0%
-8 Not applicable	0	0	0	0	0.0%	0.0%	0.0%	0.0%
-7 Don't know	0	0	0	0	0.0%	0.0%	0.0%	0.0%
-6 Refused	0	0	0	0	0.0%	0.0%	0.0%	0.0%
-5 Logical skip	0	0	0	0	0.0%	0.0%	0.0%	0.0%
Total	748	752	1501	571	100.0%	100.0%	100.0%	100.0%

[UA_3903_US1] Did encourage members vote for a particular candidate (WA: N/A, DC: N/A, US1: q16@16_1)

	DC (US-JIGS1)	NC (US-JIGS1)	SEA (US-JIGS2)	DC (US-JIGS2)	DC (US-JIGS1)	NC (US-JIGS1)	SEA (US-JIGS2)	DC (US-JIGS2)
1 Never	644	647	0	0	86.1%	86.0%	0.0%	0.0%
2 Sometimes	35	33	0	0	4.7%	4.4%	0.0%	0.0%
3 Often	10	13	0	0	1.3%	1.7%	0.0%	0.0%
4 Usually	8	8	0	0	1.1%	1.1%	0.0%	0.0%
5 Always	25	17	0	0	3.3%	2.3%	0.0%	0.0%
-9 Missing	26	34	1501	571	3.5%	4.5%	100.0%	100.0%
-8 Not applicable	0	0	0	0	0.0%	0.0%	0.0%	0.0%
-7 Don't know	0	0	0	0	0.0%	0.0%	0.0%	0.0%
-6 Refused	0	0	0	0	0.0%	0.0%	0.0%	0.0%
-5 Logical skip	0	0	0	0	0.0%	0.0%	0.0%	0.0%
Total	748	752	1501	571	100.0%	100.0%	100.0%	100.0%

[UA_3904_US1] Did encourage members to appeal to public to vote (WA: N/A, DC: N/A, US1: q16@16_2)

	DC (US-JIGS1)	NC (US-JIGS1)	SEA (US-JIGS2)	DC (US-JIGS2)	DC (US-JIGS1)	NC (US-JIGS1)	SEA (US-JIGS2)	DC (US-JIGS2)
1 Never	661	656	0	0	88.4%	87.2%	0.0%	0.0%
2 Sometimes	31	35	0	0	4.1%	4.7%	0.0%	0.0%
3 Often	6	8	0	0	0.8%	1.1%	0.0%	0.0%
4 Usually	9	5	0	0	1.2%	0.7%	0.0%	0.0%
5 Always	17	13	0	0	2.3%	1.7%	0.0%	0.0%
-9 Missing	24	35	1501	571	3.2%	4.7%	100.0%	100.0%
-8 Not applicable	0	0	0	0	0.0%	0.0%	0.0%	0.0%
-7 Don't know	0	0	0	0	0.0%	0.0%	0.0%	0.0%
-6 Refused	0	0	0	0	0.0%	0.0%	0.0%	0.0%
-5 Logical skip	0	0	0	0	0.0%	0.0%	0.0%	0.0%
Total	748	752	1501	571	100.0%	100.0%	100.0%	100.0%

[UA_3905_US1] Did make financial contributions (WA: N/A, DC: N/A, US1: q16@16 3)

	DC (US-JIGS1)	NC (US-JIGS1)	SEA (US-JIGS2)	DC (US-JIGS2)	DC (US-JIGS1)	NC (US-JIGS1)	SEA (US-JIGS2)	DC (US-JIGS2)
1 Never	618	668	0	0	82.6%	88.8%	0.0%	0.0%
2 Sometimes	39	14	0	0	5.2%	1.9%	0.0%	0.0%
3 Often	5	10	0	0	0.7%	1.3%	0.0%	0.0%
4 Usually	19	9	0	0	2.5%	1.2%	0.0%	0.0%
5 Always	43	18	0	0	5.7%	2.4%	0.0%	0.0%
-9 Missing	24	33	1501	571	3.2%	4.4%	100.0%	100.0%
-8 Not applicable	0	0	0	0	0.0%	0.0%	0.0%	0.0%
-7 Don't know	0	0	0	0	0.0%	0.0%	0.0%	0.0%
-6 Refused	0	0	0	0	0.0%	0.0%	0.0%	0.0%
-5 Logical skip	0	0	0	0	0.0%	0.0%	0.0%	0.0%
Total	748	752	1501	571	100.0%	100.0%	100.0%	100.0%

[UA_3906_US1] Did provide personnel to a particular candidate (WA: N/A, DC: N/A, US1: q16@16 4)

	DC (US-JIGS1)	NC (US-JIGS1)	SEA (US-JIGS2)	DC (US-JIGS2)	DC (US-JIGS1)	NC (US-JIGS1)	SEA (US-JIGS2)	DC (US-JIGS2)
1 Never	688	683	0	0	92.0%	90.8%	0.0%	0.0%
2 Sometimes	22	21	0	0	2.9%	2.8%	0.0%	0.0%
3 Often	2	3	0	0	0.3%	0.4%	0.0%	0.0%
4 Usually	3	3	0	0	0.4%	0.4%	0.0%	0.0%
5 Always	6	8	0	0	0.8%	1.1%	0.0%	0.0%
-9 Missing	27	34	1501	571	3.6%	4.5%	100.0%	100.0%
-8 Not applicable	0	0	0	0	0.0%	0.0%	0.0%	0.0%
-7 Don't know	0	0	0	0	0.0%	0.0%	0.0%	0.0%
-6 Refused	0	0	0	0	0.0%	0.0%	0.0%	0.0%
-5 Logical skip	0	0	0	0	0.0%	0.0%	0.0%	0.0%
Total	748	752	1501	571	100.0%	100.0%	100.0%	100.0%

[UA_3907_US1] Did encourage members to become a party candidate (WA: N/A, DC: N/A, US1: q16@16 5)

	DC (US-JIGS1)	NC (US-JIGS1)	SEA (US-JIGS2)	DC (US-JIGS2)	DC (US-JIGS1)	NC (US-JIGS1)	SEA (US-JIGS2)	DC (US-JIGS2)
1 Never	661	661	0	0	88.4%	87.9%	0.0%	0.0%
2 Sometimes	37	32	0	0	4.9%	4.3%	0.0%	0.0%
3 Often	11	11	0	0	1.5%	1.5%	0.0%	0.0%
4 Usually	3	3	0	0	0.4%	0.4%	0.0%	0.0%
5 Always	10	9	0	0	1.3%	1.2%	0.0%	0.0%
-9 Missing	26	36	1501	571	3.5%	4.8%	100.0%	100.0%
-8 Not applicable	0	0	0	0	0.0%	0.0%	0.0%	0.0%
-7 Don't know	0	0	0	0	0.0%	0.0%	0.0%	0.0%
-6 Refused	0	0	0	0	0.0%	0.0%	0.0%	0.0%
-5 Logical skip	0	0	0	0	0.0%	0.0%	0.0%	0.0%
Total	748	752	1501	571	100.0%	100.0%	100.0%	100.0%

[UA_3908_US1] Did publicize candidate's voting records (WA: N/A, DC: N/A, US1: q16@16 6)

	DC (US-JIGS1)	NC (US-JIGS1)	SEA (US-JIGS2)	DC (US-JIGS2)	DC (US-JIGS1)	NC (US-JIGS1)	SEA (US-JIGS2)	DC (US-JIGS2)
1 Never	557	626	0	0	74.5%	83.2%	0.0%	0.0%
2 Sometimes	80	47	0	0	10.7%	6.3%	0.0%	0.0%
3 Often	27	10	0	0	3.6%	1.3%	0.0%	0.0%
4 Usually	15	17	0	0	2.0%	2.3%	0.0%	0.0%
5 Always	37	16	0	0	4.9%	2.1%	0.0%	0.0%
-9 Missing	32	36	1501	571	4.3%	4.8%	100.0%	100.0%
-8 Not applicable	0	0	0	0	0.0%	0.0%	0.0%	0.0%
-7 Don't know	0	0	0	0	0.0%	0.0%	0.0%	0.0%
-6 Refused	0	0	0	0	0.0%	0.0%	0.0%	0.0%
-5 Logical skip	0	0	0	0	0.0%	0.0%	0.0%	0.0%
Total	748	752	1501	571	100.0%	100.0%	100.0%	100.0%

UA40 | **US-WA-JIGS2** | -
 | **US-DC-JIGS2** | -
 | **US-JIGS1** | **Q24. Does your organization have an e-mail address?**

[UA_40_US1] Have an e-mail address (WA: N/A, DC: N/A, US1: q24@24)

	DC (US-JIGS1)	NC (US-JIGS1)	SEA (US-JIGS2)	DC (US-JIGS2)	DC (US-JIGS1)	NC (US-JIGS1)	SEA (US-JIGS2)	DC (US-JIGS2)
0 No	58	188	0	0	7.8%	25.0%	0.0%	0.0%
1 Yes	674	553	0	0	90.1%	73.5%	0.0%	0.0%
-9 Missing	16	11	1501	571	2.1%	1.5%	100.0%	100.0%
-8 Not applicable	0	0	0	0	0.0%	0.0%	0.0%	0.0%
-7 Don't know	0	0	0	0	0.0%	0.0%	0.0%	0.0%
-6 Refused	0	0	0	0	0.0%	0.0%	0.0%	0.0%
-5 Logical skip	0	0	0	0	0.0%	0.0%	0.0%	0.0%
Total	748	752	1501	571	100.0%	100.0%	100.0%	100.0%

UA41 | US-WA-JIGS2 | -
 | US-DC-JIGS2 | -
 | US-JIGS1 | Q25. Does your organization have a website?

[UA_41_US1] Have a web site (WA: N/A, DC: N/A, US1: q25@25)

	DC	NC	SEA	DC	DC	NC	SEA	DC
	(US-JIGS1)	(US-JIGS1)	(US-JIGS2)	(US-JIGS2)	(US-JIGS1)	(US-JIGS1)	(US-JIGS2)	(US-JIGS2)
0 No	111	330	0	0	14.8%	43.9%	0.0%	0.0%
1 Yes	621	403	0	0	83.0%	53.6%	0.0%	0.0%
-9 Missing	16	19	1501	571	2.1%	2.5%	100.0%	100.0%
-8 Not applicable	0	0	0	0	0.0%	0.0%	0.0%	0.0%
-7 Don't know	0	0	0	0	0.0%	0.0%	0.0%	0.0%
-6 Refused	0	0	0	0	0.0%	0.0%	0.0%	0.0%
-5 Logical skip	0	0	0	0	0.0%	0.0%	0.0%	0.0%
Total	748	752	1501	571	100.0%	100.0%	100.0%	100.0%

UA42 | US-WA-JIGS2 | -
 | US-DC-JIGS2 | -
 | US-JIGS1 |

Q26. Does your organization have a political action committee (PAC)?

[UA_42_US1] Have a political action committee (WA: N/A, DC: N/A, US1: q26@26)

	DC (US-JIGS1)	NC (US-JIGS1)	SEA (US-JIGS2)	DC (US-JIGS2)	DC (US-JIGS1)	NC (US-JIGS1)	SEA (US-JIGS2)	DC (US-JIGS2)
0 No	621	647	0	0	83.0%	86.0%	0.0%	0.0%
1 Yes	111	87	0	0	14.8%	11.6%	0.0%	0.0%
-9 Missing	16	18	1501	571	2.1%	2.4%	100.0%	100.0%
-8 Not applicable	0	0	0	0	0.0%	0.0%	0.0%	0.0%
-7 Don't know	0	0	0	0	0.0%	0.0%	0.0%	0.0%
-6 Refused	0	0	0	0	0.0%	0.0%	0.0%	0.0%
-5 Logical skip	0	0	0	0	0.0%	0.0%	0.0%	0.0%
Total	748	752	1501	571	100.0%	100.0%	100.0%	100.0%

UA43 | US-WA-JIGS2 | -
 | US-DC-JIGS2 | -
 | US-JIGS1 |

Q27. Have any representatives of your organization served on federal advisory committees or boards during the last five years?

[UA_43_US1] Have representatives served on federal committee (WA: N/A, DC: N/A, US1: q27@27)

	DC (US-JIGS1)	NC (US-JIGS1)	SEA (US-JIGS2)	DC (US-JIGS2)	DC (US-JIGS1)	NC (US-JIGS1)	SEA (US-JIGS2)	DC (US-JIGS2)
0 No	359	586	0	0	48.0%	77.9%	0.0%	0.0%
1 Yes	357	129	0	0	47.7%	17.2%	0.0%	0.0%
-9 Missing	32	37	1501	571	4.3%	4.9%	100.0%	100.0%
-8 Not applicable	0	0	0	0	0.0%	0.0%	0.0%	0.0%
-7 Don't know	0	0	0	0	0.0%	0.0%	0.0%	0.0%
-6 Refused	0	0	0	0	0.0%	0.0%	0.0%	0.0%
-5 Logical skip	0	0	0	0	0.0%	0.0%	0.0%	0.0%
Total	748	752	1501	571	100.0%	100.0%	100.0%	100.0%

Appendices

Appendix 1 - Questionnaires

US-JIGS1 Questionnaire

Survey of Associations, Clubs, and Organizations

This survey sent to you by the University of Maryland is part of a study of organizations in your geographic region. Your answers are strictly confidential. All responses will be analyzed as group data and will not be identified with your organization.

Please circle all appropriate answers and return the completed survey in the attached postage paid envelope. Thank you.

Q1. In which geographic areas does your local office conduct its activities? Please circle all that apply.

1. Local (Community, City, or County)
2. State
3. National
4. International

Q2. Is your local office a part of a larger organization?

1. Yes
2. No

Q2a. Is this office also the National Office?

1. Yes
2. No

Q3. In which geographic areas does your organization conduct its activities? Please circle all that apply.

1. Local (Community, City, or County)
2. State
3. National
4. International

INSTRUCTION: FOR THE REMAINDER OF THIS SURVEY, PLEASE ANSWER ALL QUESTIONS FOR YOUR LOCAL OFFICE ONLY.

Q4. Is your organization incorporated?

1. Yes
2. No

Q5. Is your organization:

1. For-profit
2. Non-profit, or
3. A government organization (Go to Q8)

Q6. Does your organization have an IRS tax-exempt status?

1. Yes
2. No

Q7. Which tax-exempt status does your organization have? (Please circle only one!)

- | | | | |
|---------------|--------------|--------------------|---------------|
| 1. 501(c)(3) | 2. 501(c)(4) | 3. 501(c)(5) | 4. 501(c)(6) |
| 5. 501(c)(7) | 6. 501(c)(8) | 7. 501(c)(9) | 8. 501(c)(10) |
| 9. 501(c)(19) | 10. Others | 11. Not applicable | |

Q8. Which one classification best describes your organization? (Please circle only one!)

- | | |
|------------------------------------------|-------------------------------------|
| 1. Academic or Research | 8. Health or Medical |
| 2. Agricultural | 9. Labor Union or Federation |
| 3. Cultural | 10. Political or Public Affairs |
| 4. Educational | 11. Recreational or Hobby or Sports |
| 5. Environmental | 12. Religious |
| 6. Foreign Interest or Ethnic | 13. Social Welfare |
| 7. Governmental or Public Administration | 14. Trade or Business or Commercial |
| 15. Other, specify: _____ | |

Q9. Does your organization:

	YES	NO
1. Pursue economic benefits for members	1	2
2. Protect interests and rights of members	1	2
3. Provide education and training opportunities for members	1	2
4. Advocate on behalf of members for government subsidies	1	2
5. Accredit or licensing members	1	2
6. Assist members in obtaining government certification, licensing, etc.	1	2
7. Provide social and recreation activities for members	1	2
8. Recommend policies to government officials	1	2
9. Educate the general public	1	2
10. Provide information to other organizations	1	2
11. Provide financial support to other organizations	1	2
12. Provide services to the general public	1	2
13. Provide specialized information to members	1	2
14. Or do they have another purpose, specify: _____	1	2

Q10. Has your organization tried to influence any of the following policies on a local, state, federal or international level?

	YES	NO
1. Agricultural, Fishery, or Forest	1	2
2. Communication or Information	1	2
3. Consumer Protection	1	2
4. Criminal Justice	1	2
5. Diplomatic or International exchange, cooperation or aid	1	2
6. Economic Development	1	2
7. Educational, Academic, Science or Technology	1	2
8. Environmental, Energy, or Natural Resources	1	2
9. Fiscal, Financial, or Monetary	1	2
10. Health Care	1	2
11. Housing or Urban	1	2
12. Human or Civil Rights	1	2
13. Industrial	1	2
14. Labor	1	2
15. National Security or Defense	1	2
16. Public Works or Transportation	1	2
17. Trade	1	2
18. Welfare	1	2
19. Other, specify _____	1	2

Q11. When trying to influence federal or local policy making, how often do you encounter any group or groups that oppose your organization's policy positions?

1. Never
2. Sometimes
3. Often
4. Usually
5. Always

Q12. Please circle the appropriate responses:

Is your organization:	At a local government level		At the federal government level	
	Yes	No	Yes	No
Licensed, certified, or regulated	1	2	1	2
Supervised or advised informally	1	2	1	2
Lobbying	1	2	1	2
Exchanging policy information	1	2	1	2
Participating in advisory committees	1	2	1	2
Employing government officials (civil servants) after their retirement	1	2	1	2
Working in policy formulation and implementation	1	2	1	2

Q13. Does your organization endorse any political party?

1. Yes
2. No (Go to Q15)

Q14. To what extent does your organization endorse the following parties:

	Democratic Party	Republican Party	Specify Other Party: _____
Not at all	1	1	1
A little	2	2	2
Somewhat	3	3	3
Strongly	4	4	4
Very Strongly	5	5	5

Q15. Which do you think have been the most effective federal-level access points in pursuing your organization's interests? Please mark "1" for the most effective and "2" for the second most effective access points.

1. Congress	
2. The White House	
3. Executive Agencies	
4. The Courts	

Q16. During federal elections of the last ten years, has your organization:

	Never	Sometimes	Often	Usually	Always
1. Encouraged members to vote for a particular candidate and/or political party	1	2	3	4	5
2. Encouraged members to appeal to the general public to vote for a particular candidate and/or political party	1	2	3	4	5
3. Made financial contributions to a particular candidate and/or political party	1	2	3	4	5
4. Provided personnel to a particular candidate and/or political party	1	2	3	4	5
5. Encouraged members to become a political party candidate	1	2	3	4	5
6. Publicized candidates' voting records	1	2	3	4	5

Q17. When your organization tries to influence the federal policy, how often does it:

	Never	Sometimes	Often	Usually	Always
Testify before relevant governmental bodies	1	2	3	4	5
Contact the White House	1	2	3	4	5
Contact Democratic members of Congress	1	2	3	4	5
Contact Republican members of Congress	1	2	3	4	5
Contact governmental departments or agencies	1	2	3	4	5
Ask members to contact members of Congress or government departments	1	2	3	4	5
Organize demonstrations or public meetings	1	2	3	4	5
Run advertisements	1	2	3	4	5
Hold press conferences or issue news releases	1	2	3	4	5
Form coalitions with other organizations	1	2	3	4	5

Q18. To what extent do you think the following groups influence policy making at the federal level in the U.S.? Rate each of the following groups on a scale of 1 to 7 in terms of political influence. 1 stands for very little influence, and 7 stands for a lot of influence.

Local governments	1	2	3	4	5	6	7
Foreign governments	1	2	3	4	5	6	7
International governmental organizations	1	2	3	4	5	6	7
Labor organizations	1	2	3	4	5	6	7
Agricultural organizations	1	2	3	4	5	6	7
Business associations	1	2	3	4	5	6	7
Multinational corporations	1	2	3	4	5	6	7
Mass media	1	2	3	4	5	6	7
Universities, research institutes	1	2	3	4	5	6	7
Consumer organizations	1	2	3	4	5	6	7
Social welfare organizations	1	2	3	4	5	6	7
Public interest groups	1	2	3	4	5	6	7
Women's organizations	1	2	3	4	5	6	7
Foreign special interest groups	1	2	3	4	5	6	7
Federal departments/agencies	1	2	3	4	5	6	7
Congress	1	2	3	4	5	6	7

Q19. What three sources does your organization use most frequently to get policy information.

	PLEASE CHECK ONLY THREE
Federal government departments/agencies	
Local governments	
Political parties	
Members of Congress	
Members of local (state/county/city) assemblies	
Scholars	
Mass media in general	
Technical or trade magazines	
The Web	
Other organizations with similar interests	
Members of your organization	
Companies	
Other (Specify) _____	

Q20. In what year was your organization (local office) founded? _____

Q21. In your organization how many of the following do you have:

	Number
Individual members	
Organizational members	
Paid Full-time employees	
Paid Part-time employees	
Volunteers	

Q22. What was your organization's income in 1998? \$ _____

Q23. Approximately, what percentage of your 1998 income came from:

	Percentage
Membership dues	%
Fees or earned income	%
Private gifts and donations	%
Government sources	%
Other specify _____	%

Q24. Does your organization have an e-mail address?

1. Yes
2. No

Q25. Does your organization have a web site?

1. Yes
2. No

Q26. Does your organization have a political action committee (PAC)?

1. Yes
2. No

Q27. Have any representatives of your organization served on federal advisory committees or boards during the last five years?

1. Yes
2. No

Thank you for participating in this survey!

US-WA-JIGS2 Questionnaire



NANCY BELL EVANS CENTER ON NONPROFITS & PHILANTHROPY

Daniel J. Evans School of Public Affairs
UNIVERSITY OF WASHINGTON

Powered by the Survey
Research Division at the
UW
for technical assistance
contact
agidlof@u.washington.edu

Seattle Comprehensive Nonprofit Survey

Thank you for taking the time to participate in this survey. Your feedback will help us to collect valuable data about non-profit organizations in King County. The information you share will be used by the, Nancy Bell Evans Center on Nonprofits and Philanthropy at the Evans School of Public Affairs, the Jackson School of International Studies, and the University of Tsukuba in Japan. The responses you provide will be kept confidential. Results from this survey will only be reported in ways that do not identify individual participants.

To move through the survey, click the "NEXT" button below to move to the next screen (**do not** use the Forward and Back buttons on your browser). If you need to stop partway through the survey, you may do so at any point. To restart the survey, simply log back in via the link provided. You will be returned to the point where you left off. *Please note: there is a 10 minute delay between logging off and logging back in.

If you experience any other technical difficulties or have any other questions about this survey please contact us at agidlof@u.washington.edu or (206) 616-9283, Monday through Friday 9AM - 5PM PST.

Click the button below to begin the survey.

Next >>



**NANCY BELL EVANS
CENTER ON NONPROFITS & PHILANTHROPY**

Daniel J. Evans School of Public Affairs
UNIVERSITY OF WASHINGTON

Powered by the Survey
Research Division at the
UW
for technical assistance
contact
agidlof@u.washington.edu

Seattle Comprehensive Nonprofit Survey

I. This first set of questions asks basic information about your organization.

What is your zip code?

<< Back

Next >>



**NANCY BELL EVANS
CENTER ON NONPROFITS & PHILANTHROPY**

Daniel J. Evans School of Public Affairs
UNIVERSITY OF WASHINGTON

Powered by the Survey
Research Division at the
UW
for technical assistance
contact
agidlof@u.washington.edu

Seattle Comprehensive Nonprofit Survey

In what year was your organization first established?

<< Back

Next >>



Seattle Comprehensive Nonprofit Survey

Please describe why your organization was formed.



Seattle Comprehensive Nonprofit Survey

What legal status does your organization hold?

- 501(c)3
- 501(c)4
- No legal status
- Other legal status:

<< Back

Next >>

Seattle Comprehensive Nonprofit Survey

What type of group do you consider your organization to be?

- Agriculture group
- Economic/business group
- Civic group
- Educational group
- Administrative group
- Welfare group
- Labor group
- Advocacy group
- Professional group
- Political group
- Scholarly/cultural group
- Sports/recreation group
- Religious group
- Other type of group:

<< Back

Next >>



Seattle Comprehensive Nonprofit Survey

Which geographic area does your group serve?

- Your Neighborhood
- Seattle
- King County
- Washington State
- Pacific Northwest region
- National
- International

<< Back

Next >>



Seattle Comprehensive Nonprofit Survey

In the geographic area indicated in the last question (Q6), how much political influence would you say your organization has?

- None
- Very Little
- Some
- Strong
- Very strong

<< Back

Next >>



Seattle Comprehensive Nonprofit Survey

Thinking back over 2008, what is the number of persons you had working in the following position types?

Full-time staff	<input type="text"/>
Part-time staff (less than 40 hours per week)	<input type="text"/>
Regular volunteers (at least once a week)	<input type="text"/>
Episodic volunteers (persons involved for a particular event, such as a fundraising breakfast, a walk-a-thon, or an annual meeting)	<input type="text"/>
Regular members	<input type="text"/>
Board Members	<input type="text"/>
Voting members	<input type="text"/>



**NANCY BELL EVANS
CENTER ON NONPROFITS & PHILANTHROPY**

Daniel J. Evans School of Public Affairs
UNIVERSITY OF WASHINGTON

Powered by the Survey Research
Division at the UW
for technical assistance contact
agidlof@u.washington.edu

Seattle Comprehensive Nonprofit Survey

Would you say that your organization is...?

- A local chapter of a national or state organization
- A single organization with only one location
- A single organization with multiple branches or offices
- Other:

<< Back

Next >>

Seattle Comprehensive Nonprofit Survey

Which of the following describes your group's activities and purposes? (Select all that apply)

- Provide members with information
- Advance members' economic interests
- Protect members' lives or rights
- Provide members with education, training or lectures
- Assist members to receive funding from the government
- Provide members with administrative help in obtaining licenses or receiving contracts
- Make appeals or requests to the government
- Collect information and distribute it to nonmember individuals, groups, or organizations.
- Provide nonmember individuals, groups, or organizations with policy recommendations based on the group's expertise
- Educate the public to achieve public goals
- Provide other groups or individuals with funds
- Provide the public with services for a fee
- Provide the public with free or subsidized services
- Other:

<< Back

Next >>



Seattle Comprehensive Nonprofit Survey

In which policy areas is your organization most interested? (Select all that apply)

- | | |
|----------------------------------------------------|--------------------------------------------------------------|
| <input type="checkbox"/> Fiscal policy | <input type="checkbox"/> Gender |
| <input type="checkbox"/> Financial policy | <input type="checkbox"/> Local politics |
| <input type="checkbox"/> Trade policy | <input type="checkbox"/> Labor |
| <input type="checkbox"/> Industry promotion | <input type="checkbox"/> Agriculture/Fishing |
| <input type="checkbox"/> Construction/public works | <input type="checkbox"/> Consumer rights/advocacy |
| <input type="checkbox"/> Traffic/transportation | <input type="checkbox"/> Environment |
| <input type="checkbox"/> Communication/information | <input type="checkbox"/> Health/welfare/medical |
| <input type="checkbox"/> Science/technology | <input type="checkbox"/> International exchange/aid |
| <input type="checkbox"/> Regional development | <input type="checkbox"/> Art/scholarship/sports |
| <input type="checkbox"/> Foreign policy | <input type="checkbox"/> Organization building |
| <input type="checkbox"/> Peace/security policy | <input type="checkbox"/> Religion |
| <input type="checkbox"/> Crime prevention | <input type="checkbox"/> Minority issues/anti-discrimination |
| <input type="checkbox"/> Justice/human rights | <input type="checkbox"/> Other: <input type="text"/> |
| <input type="checkbox"/> Education | |

<< Back

Next >>



Seattle Comprehensive Nonprofit Survey

What is the number of the area that is most important to your organization?

<< Back

Next >>



Seattle Comprehensive Nonprofit Survey

Are there any requirements for becoming a member of your organization, or can anyone join?

- Yes, we have a requirement or some requirements
- No, there are no requirements



Seattle Comprehensive Nonprofit Survey

What are those requirements? (Select all that apply)

- Must practice a certain religion
- Must work in a certain industry
- Must have a certain occupation
- Must hold certain positions or posts
- Must hold certain licenses
- Must be of a certain nationality
- Other:

<< Back

Next >>



Seattle Comprehensive Nonprofit Survey

Is your organization a religious congregation (church, synagogue, temple, mosque) or some other type of religious organization? Would you say...

- Yes, we are a religious congregation
- Yes, we are some *other* type of religious organization
- No

<< Back

Next >>



Seattle Comprehensive Nonprofit Survey

Is your organization affiliated with a particular religious group or denomination?

- Yes, please specify the group or denomination:
- No, the organization is not affiliated with religious group or denomination



Seattle Comprehensive Nonprofit Survey

In your own words, please tell us who or whose interests you feel your organization represents.



Seattle Comprehensive Nonprofit Survey

II. This next section asks about the members associated with your organization.

Does your organization have members?

- Yes
- No

<< Back

Next >>



Seattle Comprehensive Nonprofit Survey

In your organization, how often do members?

	Never	Seldom	Sometimes	Often	Very often
get involved in decision making and management	<input type="radio"/>	<input type="radio"/>	<input type="radio"/>	<input type="radio"/>	<input type="radio"/>
participate in the organization's events	<input type="radio"/>	<input type="radio"/>	<input type="radio"/>	<input type="radio"/>	<input type="radio"/>
pay a membership fee and/or make donations	<input type="radio"/>	<input type="radio"/>	<input type="radio"/>	<input type="radio"/>	<input type="radio"/>
elect the board of directors	<input type="radio"/>	<input type="radio"/>	<input type="radio"/>	<input type="radio"/>	<input type="radio"/>
interact with each other	<input type="radio"/>	<input type="radio"/>	<input type="radio"/>	<input type="radio"/>	<input type="radio"/>
meet and talk with members of the Board of Directors	<input type="radio"/>	<input type="radio"/>	<input type="radio"/>	<input type="radio"/>	<input type="radio"/>
meet and talk to each other	<input type="radio"/>	<input type="radio"/>	<input type="radio"/>	<input type="radio"/>	<input type="radio"/>
use email lists to reach other members	<input type="radio"/>	<input type="radio"/>	<input type="radio"/>	<input type="radio"/>	<input type="radio"/>
use bulletin board or a website to reach other members	<input type="radio"/>	<input type="radio"/>	<input type="radio"/>	<input type="radio"/>	<input type="radio"/>



Seattle Comprehensive Nonprofit Survey

III. This section is about how your organization interacts with other organizations and groups.

Where does your organization receive information that is necessary for your activities? Pick the **three** most important sources from the following and rank them in order in the boxes below.

	1st	2nd	3rd
National government	<input type="radio"/>	<input type="radio"/>	<input type="radio"/>
Political parties	<input type="radio"/>	<input type="radio"/>	<input type="radio"/>
State government	<input type="radio"/>	<input type="radio"/>	<input type="radio"/>
Federal government	<input type="radio"/>	<input type="radio"/>	<input type="radio"/>
State elected officials	<input type="radio"/>	<input type="radio"/>	<input type="radio"/>
Local elected officials	<input type="radio"/>	<input type="radio"/>	<input type="radio"/>
Scholars/experts	<input type="radio"/>	<input type="radio"/>	<input type="radio"/>
Neighborhood associations	<input type="radio"/>	<input type="radio"/>	<input type="radio"/>
Religious organizations	<input type="radio"/>	<input type="radio"/>	<input type="radio"/>
Affiliated organizations	<input type="radio"/>	<input type="radio"/>	<input type="radio"/>
Other non-profit organizations	<input type="radio"/>	<input type="radio"/>	<input type="radio"/>
Your organization's members	<input type="radio"/>	<input type="radio"/>	<input type="radio"/>
Corporations	<input type="radio"/>	<input type="radio"/>	<input type="radio"/>
Other	<input type="radio"/>	<input type="radio"/>	<input type="radio"/>



Seattle Comprehensive Nonprofit Survey

Is there any organization that represents your organization's interests either at the local, state, or national level?

- Yes
- No

<< Back

Next >>



Seattle Comprehensive Nonprofit Survey

If so, please tell us the name of the organization. (If there is more than one, please choose the most effective or important.)

<< Back

Next >>



Seattle Comprehensive Nonprofit Survey

Is this organization at the local, state, or national level?

- Local
- State
- National

<< Back

Next >>



Seattle Comprehensive Nonprofit Survey

How much influence does the organization (selected in the previous question) have on public policy in general?

1 = very little influence7 = a lot of influence

	1	2	3	4	5	6	7
The local level	<input type="radio"/>	<input type="radio"/>	<input type="radio"/>	<input type="radio"/>	<input type="radio"/>	<input type="radio"/>	<input type="radio"/>
The state level	<input type="radio"/>	<input type="radio"/>	<input type="radio"/>	<input type="radio"/>	<input type="radio"/>	<input type="radio"/>	<input type="radio"/>
The national level	<input type="radio"/>	<input type="radio"/>	<input type="radio"/>	<input type="radio"/>	<input type="radio"/>	<input type="radio"/>	<input type="radio"/>
All levels	<input type="radio"/>	<input type="radio"/>	<input type="radio"/>	<input type="radio"/>	<input type="radio"/>	<input type="radio"/>	<input type="radio"/>



Seattle Comprehensive Nonprofit Survey

IV. The next section asks about your involvement in affecting public policy.

Does your organization get involved in public policy or advocacy?

- Yes
- No

<< Back

Next >>



Seattle Comprehensive Nonprofit Survey

Does your organization employ a lobbyist?

- Yes
- No

<< Back

Next >>



Seattle Comprehensive Nonprofit Survey

Is your organization affiliated with a political action committee, 501(c)4 organization, or other organization that has advocacy or lobbying as part of its mission?

- Yes
- No



Seattle Comprehensive Nonprofit Survey

We would like to know if your organization, working alone, has successfully enacted, stopped or modified a specific policy. Please answer yes or no to the following.

	Yes	No
At the federal level has your organization been able to enact a new policy ?	<input type="radio"/>	<input type="radio"/>
At the federal level has your organization been able to stop or modify a policy ?	<input type="radio"/>	<input type="radio"/>
At the state level has your organization been able to enact a new policy ?	<input type="radio"/>	<input type="radio"/>
At the state level has your organization been able to stop or modify a policy ?	<input type="radio"/>	<input type="radio"/>
At the local level has your organization been able to enact a new policy ?	<input type="radio"/>	<input type="radio"/>
At the local level has your organization been able to stop or modify a policy ?	<input type="radio"/>	<input type="radio"/>



Seattle Comprehensive Nonprofit Survey

Have you, **working in a coalition with other organizations or political persons**, succeeded in making the (federal/state/local) government enact, stop a plan to enact, or modify any specific policy or plan in the past? Please answer yes or no to the following.

	Yes	No
At the federal level have you been able to enact a new policy (as a coalition)?	<input type="radio"/>	<input type="radio"/>
At the federal level have you been able to stop or modify a policy (as a coalition)?	<input type="radio"/>	<input type="radio"/>
At the state level have you been able to enact a new policy (as a coalition)?	<input type="radio"/>	<input type="radio"/>
At the state level have you been able to stop or modify a policy (as a coalition)?	<input type="radio"/>	<input type="radio"/>
At the local level have you been able to enact a new policy (as a coalition)?	<input type="radio"/>	<input type="radio"/>
At the local level have you been able to stop or modify a policy (as a coalition)?	<input type="radio"/>	<input type="radio"/>



Seattle Comprehensive Nonprofit Survey

When trying to influence federal, state or local policy making, how often do you encounter any group or groups that oppose your organization's policy positions?

- Never
- Seldom
- Sometimes
- Often
- Very often

<< Back

Next >>



Seattle Comprehensive Nonprofit Survey

When your organization makes requests or appeals to the government, how often do you do the following things?

	Never	Seldom	Sometimes	Often	Very often
Assist in drafting bills	<input type="radio"/>	<input type="radio"/>	<input type="radio"/>	<input type="radio"/>	<input type="radio"/>
Provide expertise	<input type="radio"/>	<input type="radio"/>	<input type="radio"/>	<input type="radio"/>	<input type="radio"/>
Contribute Public Comment	<input type="radio"/>	<input type="radio"/>	<input type="radio"/>	<input type="radio"/>	<input type="radio"/>
Ask members to call or send letters/emails to the government	<input type="radio"/>	<input type="radio"/>	<input type="radio"/>	<input type="radio"/>	<input type="radio"/>
Solicit signatures	<input type="radio"/>	<input type="radio"/>	<input type="radio"/>	<input type="radio"/>	<input type="radio"/>
Attend meetings	<input type="radio"/>	<input type="radio"/>	<input type="radio"/>	<input type="radio"/>	<input type="radio"/>



Seattle Comprehensive Nonprofit Survey

When your organization makes requests or appeals to the government, how often do you do the following things?

	Never	Seldom	Sometimes	Often	Very often
Direct actions (demonstration, strike, etc)	<input type="radio"/>	<input type="radio"/>	<input type="radio"/>	<input type="radio"/>	<input type="radio"/>
Provide media with information	<input type="radio"/>	<input type="radio"/>	<input type="radio"/>	<input type="radio"/>	<input type="radio"/>
Make statements at press conference	<input type="radio"/>	<input type="radio"/>	<input type="radio"/>	<input type="radio"/>	<input type="radio"/>
Place opinion ads in TV, newspapers, or magazines	<input type="radio"/>	<input type="radio"/>	<input type="radio"/>	<input type="radio"/>	<input type="radio"/>
Form an alliance with other groups	<input type="radio"/>	<input type="radio"/>	<input type="radio"/>	<input type="radio"/>	<input type="radio"/>
Seek the involvement of influential local figures	<input type="radio"/>	<input type="radio"/>	<input type="radio"/>	<input type="radio"/>	<input type="radio"/>



Seattle Comprehensive Nonprofit Survey

What is the relationship between your organization and the government? (Select all that apply)

	National	State	Local
They authorize(d) our legal status.	<input type="checkbox"/>	<input type="checkbox"/>	<input type="checkbox"/>
They regulate our activities.	<input type="checkbox"/>	<input type="checkbox"/>	<input type="checkbox"/>
We provide services desired by the government.	<input type="checkbox"/>	<input type="checkbox"/>	<input type="checkbox"/>
We monitor their policies/implementation of policies.	<input type="checkbox"/>	<input type="checkbox"/>	<input type="checkbox"/>
We receive grants or contracts from government.	<input type="checkbox"/>	<input type="checkbox"/>	<input type="checkbox"/>
We receive in-kind assistance from government.	<input type="checkbox"/>	<input type="checkbox"/>	<input type="checkbox"/>
We try to influence government policy.	<input type="checkbox"/>	<input type="checkbox"/>	<input type="checkbox"/>



Seattle Comprehensive Nonprofit Survey

Does your organization makes requests directly to the government?

- Yes
- No

<< Back

Next >>



Seattle Comprehensive Nonprofit Survey

When your organization makes requests (directly) to the government, how often do you approach the following people or organizations to make requests?

	Never	Seldom	Sometimes	Often	Very often
Mayor or King County Executive	<input type="radio"/>	<input type="radio"/>	<input type="radio"/>	<input type="radio"/>	<input type="radio"/>
City Council or King County Council	<input type="radio"/>	<input type="radio"/>	<input type="radio"/>	<input type="radio"/>	<input type="radio"/>
Department of Neighborhoods	<input type="radio"/>	<input type="radio"/>	<input type="radio"/>	<input type="radio"/>	<input type="radio"/>
Other city government unit	<input type="radio"/>	<input type="radio"/>	<input type="radio"/>	<input type="radio"/>	<input type="radio"/>
Other state government unit	<input type="radio"/>	<input type="radio"/>	<input type="radio"/>	<input type="radio"/>	<input type="radio"/>
Republican Party	<input type="radio"/>	<input type="radio"/>	<input type="radio"/>	<input type="radio"/>	<input type="radio"/>



Seattle Comprehensive Nonprofit Survey

When your organization makes requests (directly) to the government, how often do you approach the following people or organizations to make requests?

	Never	Seldom	Sometimes	Often	Very often
Democratic Party	<input type="radio"/>	<input type="radio"/>	<input type="radio"/>	<input type="radio"/>	<input type="radio"/>
State Legislator	<input type="radio"/>	<input type="radio"/>	<input type="radio"/>	<input type="radio"/>	<input type="radio"/>
US. Congress member	<input type="radio"/>	<input type="radio"/>	<input type="radio"/>	<input type="radio"/>	<input type="radio"/>
Federal government	<input type="radio"/>	<input type="radio"/>	<input type="radio"/>	<input type="radio"/>	<input type="radio"/>
President	<input type="radio"/>	<input type="radio"/>	<input type="radio"/>	<input type="radio"/>	<input type="radio"/>



Seattle Comprehensive Nonprofit Survey

This is a two part question that asks for your opinion about what kind of influence the following organizations or groups have on public policy in general and also specifically on policies of concern to your organization. Please indicate how much influence they have on a scale of 1 to 7. (1 = very little influence, 7 = a lot of influence.) Example: If you believe that Labor unions do not have enough influence on public policy in general, but manage to have more influence on your organization’s specific concerns, you might mark a "1" under "In general" and a "4" under "Policies of concern to your organization".

	In General	Policies of concern to your organization
Agricultural groups	<input type="text"/>	<input type="text"/>
Business/trade associations	<input type="text"/>	<input type="text"/>
Labor unions	<input type="text"/>	<input type="text"/>
Education groups	<input type="text"/>	<input type="text"/>
Government-related groups	<input type="text"/>	<input type="text"/>
Welfare groups	<input type="text"/>	<input type="text"/>



Seattle Comprehensive Nonprofit Survey

This is a two part question that asks for your opinion about what kind of influence the following organizations or groups have on public policy in general and also specifically on policies of concern to your organization. Please indicate how much influence they have on a scale of 1 to 7. (1 = very little influence, 7 = a lot of influence.) Example: If you believe that Labor unions do not have enough influence on public policy in general, but manage to have more influence on your organization’s specific concerns, you might mark a "1" under "In general" and a "4" under "Policies of concern to your organization".

	In General	Policies of concern to your organization
Professional groups	<input type="text"/>	<input type="text"/>
Advocacy groups	<input type="text"/>	<input type="text"/>
Civic groups	<input type="text"/>	<input type="text"/>
Scholarly/art groups	<input type="text"/>	<input type="text"/>
Hobby/sports groups	<input type="text"/>	<input type="text"/>
Religious groups	<input type="text"/>	<input type="text"/>



Seattle Comprehensive Nonprofit Survey

This is a two part question that asks for your opinion about what kind of influence the following organizations or groups have on public policy in general and also specifically on policies of concern to your organization. Please indicate how much influence they have on a scale of 1 to 7. (1 = very little influence, 7 = a lot of influence.) Example: If you believe that Labor unions do not have enough influence on public policy in general, but manage to have more influence on your organization's specific concerns, you might mark a "1" under "In general" and a "4" under "Policies of concern to your organization".

	In General	Policies of concern to your organization
Congress	<input type="text"/>	<input type="text"/>
President	<input type="text"/>	<input type="text"/>
Democratic Party	<input type="text"/>	<input type="text"/>
Republican Party	<input type="text"/>	<input type="text"/>
Federal government	<input type="text"/>	<input type="text"/>
State government	<input type="text"/>	<input type="text"/>



Seattle Comprehensive Nonprofit Survey

This is a two part question that asks for your opinion about what kind of influence the following organizations or groups have on public policy in general and also specifically on policies of concern to your organization. Please indicate how much influence they have on a scale of 1 to 7. (1 = very little influence, 7 = a lot of influence.) Example: If you believe that Labor unions do not have enough influence on public policy in general, but manage to have more influence on your organization’s specific concerns, you might mark a "1" under "In general" and a "4" under "Policies of concern to your organization".

	In General	Policies of concern to your organization
Local government	<input type="text"/>	<input type="text"/>
State legislature	<input type="text"/>	<input type="text"/>
Big business	<input type="text"/>	<input type="text"/>
Media	<input type="text"/>	<input type="text"/>
Courts	<input type="text"/>	<input type="text"/>
Foreign governments	<input type="text"/>	<input type="text"/>



Seattle Comprehensive Nonprofit Survey

This is a two part question that asks for your opinion about what kind of influence the following organizations or groups have on public policy in general and also specifically on policies of concern to your organization. Please indicate how much influence they have on a scale of 1 to 7. (1 = very little influence, 7 = a lot of influence.) Example: If you believe that Labor unions do not have enough influence on public policy in general, but manage to have more influence on your organization's specific concerns, you might mark a "1" under "In general" and a "4" under "Policies of concern to your organization".

	In General	Policies of concern to your organization
International institutions	<input type="text"/>	<input type="text"/>
Foreign groups	<input type="text"/>	<input type="text"/>
Police	<input type="text"/>	<input type="text"/>



Seattle Comprehensive Nonprofit Survey

How would you rate your organization’s relationship with the following organizations or groups, on a scale of 1 to 7? (Where 1 = very hostile and 7 = very friendly.) If you do not have any relationship with a group select (N/A).

	1	2	3	4	5	6	7	N/A
Agricultural groups	<input type="radio"/>	<input type="radio"/>	<input type="radio"/>	<input type="radio"/>	<input type="radio"/>	<input type="radio"/>	<input type="radio"/>	<input type="radio"/>
Business/trade associations	<input type="radio"/>	<input type="radio"/>	<input type="radio"/>	<input type="radio"/>	<input type="radio"/>	<input type="radio"/>	<input type="radio"/>	<input type="radio"/>
Labor unions	<input type="radio"/>	<input type="radio"/>	<input type="radio"/>	<input type="radio"/>	<input type="radio"/>	<input type="radio"/>	<input type="radio"/>	<input type="radio"/>
Education groups	<input type="radio"/>	<input type="radio"/>	<input type="radio"/>	<input type="radio"/>	<input type="radio"/>	<input type="radio"/>	<input type="radio"/>	<input type="radio"/>
Government-related groups	<input type="radio"/>	<input type="radio"/>	<input type="radio"/>	<input type="radio"/>	<input type="radio"/>	<input type="radio"/>	<input type="radio"/>	<input type="radio"/>
Welfare groups	<input type="radio"/>	<input type="radio"/>	<input type="radio"/>	<input type="radio"/>	<input type="radio"/>	<input type="radio"/>	<input type="radio"/>	<input type="radio"/>



Seattle Comprehensive Nonprofit Survey

How would you rate your organization’s relationship with the following organizations or groups, on a scale of 1 to 7? (Where 1 = very hostile and 7 = very friendly.) If you do not have any relationship with a group select (N/A).

	1	2	3	4	5	6	7	N/A
Professional groups	<input type="radio"/>	<input type="radio"/>	<input type="radio"/>	<input type="radio"/>	<input type="radio"/>	<input type="radio"/>	<input type="radio"/>	<input type="radio"/>
Advocacy groups	<input type="radio"/>	<input type="radio"/>	<input type="radio"/>	<input type="radio"/>	<input type="radio"/>	<input type="radio"/>	<input type="radio"/>	<input type="radio"/>
Civic groups	<input type="radio"/>	<input type="radio"/>	<input type="radio"/>	<input type="radio"/>	<input type="radio"/>	<input type="radio"/>	<input type="radio"/>	<input type="radio"/>
Scholarly/art groups	<input type="radio"/>	<input type="radio"/>	<input type="radio"/>	<input type="radio"/>	<input type="radio"/>	<input type="radio"/>	<input type="radio"/>	<input type="radio"/>
Hobby/sports groups	<input type="radio"/>	<input type="radio"/>	<input type="radio"/>	<input type="radio"/>	<input type="radio"/>	<input type="radio"/>	<input type="radio"/>	<input type="radio"/>
Religious groups	<input type="radio"/>	<input type="radio"/>	<input type="radio"/>	<input type="radio"/>	<input type="radio"/>	<input type="radio"/>	<input type="radio"/>	<input type="radio"/>



Seattle Comprehensive Nonprofit Survey

How would you rate your organization’s relationship with the following organizations or groups, on a scale of 1 to 7? (Where 1 = very hostile and 7 = very friendly.) If you do not have any relationship with a group select (N/A).

	1	2	3	4	5	6	7	N/A
Congress	<input type="radio"/>	<input type="radio"/>	<input type="radio"/>	<input type="radio"/>	<input type="radio"/>	<input type="radio"/>	<input type="radio"/>	<input type="radio"/>
President	<input type="radio"/>	<input type="radio"/>	<input type="radio"/>	<input type="radio"/>	<input type="radio"/>	<input type="radio"/>	<input type="radio"/>	<input type="radio"/>
Democratic Party	<input type="radio"/>	<input type="radio"/>	<input type="radio"/>	<input type="radio"/>	<input type="radio"/>	<input type="radio"/>	<input type="radio"/>	<input type="radio"/>
Republican Party	<input type="radio"/>	<input type="radio"/>	<input type="radio"/>	<input type="radio"/>	<input type="radio"/>	<input type="radio"/>	<input type="radio"/>	<input type="radio"/>
Federal government	<input type="radio"/>	<input type="radio"/>	<input type="radio"/>	<input type="radio"/>	<input type="radio"/>	<input type="radio"/>	<input type="radio"/>	<input type="radio"/>
State government	<input type="radio"/>	<input type="radio"/>	<input type="radio"/>	<input type="radio"/>	<input type="radio"/>	<input type="radio"/>	<input type="radio"/>	<input type="radio"/>



Seattle Comprehensive Nonprofit Survey

How would you rate your organization’s relationship with the following organizations or groups, on a scale of 1 to 7? (Where 1 = very hostile and 7 = very friendly.) If you do not have any relationship with a group select (N/A).

	1	2	3	4	5	6	7	N/A
Local government	<input type="radio"/>	<input type="radio"/>	<input type="radio"/>	<input type="radio"/>	<input type="radio"/>	<input type="radio"/>	<input type="radio"/>	<input type="radio"/>
State legislature	<input type="radio"/>	<input type="radio"/>	<input type="radio"/>	<input type="radio"/>	<input type="radio"/>	<input type="radio"/>	<input type="radio"/>	<input type="radio"/>
Big business	<input type="radio"/>	<input type="radio"/>	<input type="radio"/>	<input type="radio"/>	<input type="radio"/>	<input type="radio"/>	<input type="radio"/>	<input type="radio"/>
Media	<input type="radio"/>	<input type="radio"/>	<input type="radio"/>	<input type="radio"/>	<input type="radio"/>	<input type="radio"/>	<input type="radio"/>	<input type="radio"/>
Courts	<input type="radio"/>	<input type="radio"/>	<input type="radio"/>	<input type="radio"/>	<input type="radio"/>	<input type="radio"/>	<input type="radio"/>	<input type="radio"/>
Foreign governments	<input type="radio"/>	<input type="radio"/>	<input type="radio"/>	<input type="radio"/>	<input type="radio"/>	<input type="radio"/>	<input type="radio"/>	<input type="radio"/>



Seattle Comprehensive Nonprofit Survey

How would you rate your organization's relationship with the following organizations or groups, on a scale of 1 to 7? (Where 1 = very hostile and 7 = very friendly.) If you do not have any relationship with a group select (N/A).

	1	2	3	4	5	6	7	N/A
International institutions	<input type="radio"/>	<input type="radio"/>	<input type="radio"/>	<input type="radio"/>	<input type="radio"/>	<input type="radio"/>	<input type="radio"/>	<input type="radio"/>
Foreign groups	<input type="radio"/>	<input type="radio"/>	<input type="radio"/>	<input type="radio"/>	<input type="radio"/>	<input type="radio"/>	<input type="radio"/>	<input type="radio"/>



Seattle Comprehensive Nonprofit Survey

Below is a list of activities that your group may have participated in. Has your organization ever created a formal or informal relationship with another nonprofit, business or governmental unit to accomplish these objectives? If so, please mark the box under the group or unit type that corresponds. (Select all that apply or leave blank any rows that do not apply)

	Nonprofit	Business	Local Government unit	State Government unit	Federal Government unit
Influence local government policy	<input type="checkbox"/>	<input type="checkbox"/>	<input type="checkbox"/>	<input type="checkbox"/>	<input type="checkbox"/>
Influence state government policy	<input type="checkbox"/>	<input type="checkbox"/>	<input type="checkbox"/>	<input type="checkbox"/>	<input type="checkbox"/>
Influence federal government policy	<input type="checkbox"/>	<input type="checkbox"/>	<input type="checkbox"/>	<input type="checkbox"/>	<input type="checkbox"/>
Provide services	<input type="checkbox"/>	<input type="checkbox"/>	<input type="checkbox"/>	<input type="checkbox"/>	<input type="checkbox"/>
Develop organizational capacity	<input type="checkbox"/>	<input type="checkbox"/>	<input type="checkbox"/>	<input type="checkbox"/>	<input type="checkbox"/>
Fund-raising	<input type="checkbox"/>	<input type="checkbox"/>	<input type="checkbox"/>	<input type="checkbox"/>	<input type="checkbox"/>
Develop community capacity	<input type="checkbox"/>	<input type="checkbox"/>	<input type="checkbox"/>	<input type="checkbox"/>	<input type="checkbox"/>



Seattle Comprehensive Nonprofit Survey

Has your organization limited its advocacy activity due to resource problems or concerns on the impact of advocacy based on your tax exempt status?

- Yes, due to resource problems
- Yes, due to concerns about tax exempt status
- Yes, both
- No, neither

<< Back

Next >>



Seattle Comprehensive Nonprofit Survey

Please tell us about your organization's partnerships and collaborations. Please name 5 organizations with which you work, partner or collaborate with. Rate the strength of connection on a scale of 1-7, where 1 = very weak and 7 = very strong. If you do not collaborate with at least 5 organizations, list the ones that you do collaborate with.

Name of Organization	Strength of Connection (1-7 scale)



Seattle Comprehensive Nonprofit Survey

V. In this last section we would like to ask a few questions about the leadership and funding of your organization.

How long has the tenure of your Executive Director/CEO (or highest ranking leader) been so far? (Indicate partial years in .25, .5 or .75 years)

Number of Years:

<< Back

Next >>



Seattle Comprehensive Nonprofit Survey

What is the educational degree background of your Executive Director/CEO?

- Undergraduate degree
- MPA
- MSW
- MBA
- Other master's degree
- Ph.D.
- Don't know

<< Back

Next >>



Seattle Comprehensive Nonprofit Survey

Please indicate the percentage of your budget that came from the following sources in 2007. (Estimate the following categories to total 100%)

Membership fees, dues	
Earned income from organization's activities	
Government funding* (includes grants, fees, Medicaid, Medicare, contracts, etc., all funding that comes from federal, state, or local government.)	
Donations/gifts	
Other	



Seattle Comprehensive Nonprofit Survey

Please specify the "Other" field chosen in the prior question.

<< Back

Next >>



Seattle Comprehensive Nonprofit Survey

What was the total dollar amount of your 2008 budget?

<< Back

Next >>



Seattle Comprehensive Nonprofit Survey

What is your position in this organization? Are you...

- the Executive Director, CEO or highest ranking leader
- not the Executive Director, but another permanent staff
- Other:

<< Back

Next >>

**NANCY BELL EVANS
CENTER ON NONPROFITS & PHILANTHROPY**

Daniel J. Evans School of Public Affairs
UNIVERSITY OF WASHINGTON



Powered by the Survey Research
Division at the UW
for technical assistance contact
agidlof@u.washington.edu

Seattle Comprehensive Nonprofit Survey

This concludes the questions we have for you. Thank you very much for your time today. To learn more about the Nancy Bell Evans Center please visit our website for further information.

www.evans.washington.edu/nbec

**NANCY BELL EVANS
CENTER ON NONPROFITS & PHILANTHROPY**

Daniel J. Evans School of Public Affairs
UNIVERSITY OF WASHINGTON



Powered by the Survey Research
Division at the UW
for technical assistance contact
agidlof@u.washington.edu

Seattle Comprehensive Nonprofit Survey

End of interview. Thank you for your participation.

US-DC-JIGS2 Questionnaire

Nonprofit-Government Relations in the Washington, D.C. Metropolitan Area

The Washington, D.C. metropolitan area has been selected to participate in an international study of how nonprofit organizations relate to and work with government. About 10 countries are participating, and we want our area to be well represented. To do this, we need you to complete this survey. Your answers will help us give a complete and objective picture of the nonprofit sector in our region. We'll also use the information to inform local foundations, policymakers, advocates, and other stakeholders about the sector. The study's sponsor is the University of Tsukuba in Japan. The survey is conducted in collaboration with the Public Policy Institute at Georgetown University.

Your participation is voluntary and all the information you provide will be kept confidential. If you complete and return this questionnaire, your organization will be eligible to win \$200. At the end of the survey, we will randomly select four organizations that completed the survey, and each one will receive a check for \$200.

If you have any questions about the study or the questionnaire, please call us at 202-261-5441 or email us at NonprofitSurvey@urban.org. Thank you for your help and cooperation!

Please answer all questions.

BEGIN QUESTIONNAIRE

I. This first set of questions asks basic information about your organization.

Q1. Which of the following best describes the geographic area that your group serves? *(Please check most appropriate category).*

- Your Neighborhood
- City/County
- DC Metro Area
- Only Northern Virginia counties OR Montgomery and PG counties
- All of Maryland or Virginia
- The Nation
- International focus

Q2. In the geographic area indicated in Q1, how politically influential would you say your organization is?

(Please select most appropriate category).

- No political influence
- Very little political influence
- Some political influence
- Strong political influence
- Very strong political influence

Q3. What type of group do you consider your organization to be? *(Please select most appropriate category).*

- | | |
|--------------------------------------------------|--------------------------------------------------------|
| <input type="checkbox"/> Agriculture group | <input type="checkbox"/> Advocacy group |
| <input type="checkbox"/> Economic/business group | <input type="checkbox"/> Professional group |
| <input type="checkbox"/> Civic group | <input type="checkbox"/> Political group |
| <input type="checkbox"/> Educational group | <input type="checkbox"/> Arts/cultural/scholarly group |
| <input type="checkbox"/> Administrative group | <input type="checkbox"/> Sports/recreation group |
| <input type="checkbox"/> Health/welfare group | <input type="checkbox"/> Other type of group |
| <input type="checkbox"/> Labor group | <i>(please specify: _____)</i> |

Q4. Which of the following best describes why your organization was formed? *(Please select most appropriate category).*

- Developed from a voluntary civil movement
- Dissatisfaction with a government policy or policies
- Dissatisfaction with public service
- Certain specific problems (e.g. a natural disaster, crimes) occurred
- Encouraged to form by the government
- Other (please specify: _____)*

Q5. What is the relationship between your organization and the various levels of government? *(Please check all that apply).*

	National	State	Local
a. The government authorizes/authorized our legal status	<input type="checkbox"/>	<input type="checkbox"/>	<input type="checkbox"/>
b. The government regulates our activities	<input type="checkbox"/>	<input type="checkbox"/>	<input type="checkbox"/>
c. We provide services desired by the government	<input type="checkbox"/>	<input type="checkbox"/>	<input type="checkbox"/>
d. We monitor government policies/implementation of policies	<input type="checkbox"/>	<input type="checkbox"/>	<input type="checkbox"/>
e. We receive grants or contracts from government	<input type="checkbox"/>	<input type="checkbox"/>	<input type="checkbox"/>
f. We receive in-kind assistance from government	<input type="checkbox"/>	<input type="checkbox"/>	<input type="checkbox"/>
g. We try to influence government policy	<input type="checkbox"/>	<input type="checkbox"/>	<input type="checkbox"/>

Q6. Would you say that your organization is...? (Please select most appropriate category).


- An international organization
- A national organization/National headquarters
- A local chapter of a national or state organization
- A single organization with only one location
- A single organization with multiple branches or offices
- Other (please specify: _____)

Q7. Which of the following describes your group's activities and purposes? (Please check all that apply).

- Provide members with information
- Advance members' economic interests
- Protect members' lives or rights
- Provide members with education, training or lectures
- Assist members to receive funding from the government
- Provide members with administrative help in obtaining licenses or receiving contracts
- Make appeals or requests to the government
- Collect information and distribute it to nonmember individuals, groups, or organizations.
- Provide nonmember individuals, groups, or organizations with policy recommendations based on the group's expertise
- Educate the public to achieve public goals
- Provide other groups or individuals with funds
- Provide the public with services for a fee
- Provide the public with free or subsidized services
- Other (please specify: _____)

II. This next section asks about the members associated with your organization.

Q8. Does your organization have members?

- Yes (CONTINUE TO Q8a) 
- No (SKIP TO Q 10)

Q8a. In your organization, how often do members?

	Never	Seldom	Sometimes	Often	Very often
a. get involved in decision making and management	<input type="checkbox"/>	<input type="checkbox"/>	<input type="checkbox"/>	<input type="checkbox"/>	<input type="checkbox"/>
b. participate in the organization's events	<input type="checkbox"/>	<input type="checkbox"/>	<input type="checkbox"/>	<input type="checkbox"/>	<input type="checkbox"/>
c. pay a membership fee and/or make donations	<input type="checkbox"/>	<input type="checkbox"/>	<input type="checkbox"/>	<input type="checkbox"/>	<input type="checkbox"/>
d. elect the board of directors	<input type="checkbox"/>	<input type="checkbox"/>	<input type="checkbox"/>	<input type="checkbox"/>	<input type="checkbox"/>
e. interact with each other, such as meet, talk or email	<input type="checkbox"/>	<input type="checkbox"/>	<input type="checkbox"/>	<input type="checkbox"/>	<input type="checkbox"/>
f. meet and talk with members of the Board of Directors	<input type="checkbox"/>	<input type="checkbox"/>	<input type="checkbox"/>	<input type="checkbox"/>	<input type="checkbox"/>
g. use email lists to reach other members	<input type="checkbox"/>	<input type="checkbox"/>	<input type="checkbox"/>	<input type="checkbox"/>	<input type="checkbox"/>
h. use bulletin board or website to reach other members	<input type="checkbox"/>	<input type="checkbox"/>	<input type="checkbox"/>	<input type="checkbox"/>	<input type="checkbox"/>

Q9. Are there any requirements for becoming a member of your organization, or can anyone join?

- Yes, we have a requirement or some requirements (CONTINUE TO Q9a)
- No, there are no requirements (SKIP TO Q 10)

Q9a. What are those requirements? *(Select all that apply).*

- Must practice a certain religion
- Must work in a certain industry
- Must have a certain occupation
- Must hold certain positions or posts
- Must hold certain licenses
- Must be of a certain nationality
- Other *(please specify: _____)*

Q10. Is your organization a religious congregation (church, synagogue, temple, mosque) or some other type of religious organization? Would you say...?

- Yes, we are a religious congregation (CONTINUE TO Q10a)
- Yes, we are some other type of religious organization (CONTINUE TO Q10a)
- No (SKIP TO Q11)

Q10a. Is your organization affiliated with a particular religious group or denomination?

- Yes, please specify the group or denomination (_____)
- No, the organization is not affiliated with religious group or denomination.

III. This section asks how your organization interacts with other organizations and groups.

Q11. Where does your organization receive information that is necessary for your activities? Pick the three most important sources from the following list and rank them in the boxes provided.

1. National/federal government
2. Political parties
3. State government
4. Federal elected officials
5. State elected officials
6. Local elected officials
7. Scholars/Experts
8. Neighborhood associations
9. Religious organizations
10. Affiliated organizations *(i.e., associations you belong to)*
11. Other non-profit organizations
12. Your organization's members
13. Corporations
14. Other *(please specify: _____)*

Indicate the number of the 3 most important sources in the boxes below

Most important source

Second most important

Third most important

IV. The next section asks about your organization’s involvement in affecting public policy.

Q12. In which policy areas is your organization most interested? *(Please circle all that apply).*

- | | |
|------------------------------|-----------------------------------------|
| 1. Fiscal policy | 16. Local politics |
| 2. Financial policy | 17. Labor |
| 3. Trade policy | 18. Agriculture/Fishing |
| 4. Industry promotion | 19. Consumer rights/advocacy |
| 5. Construction/public works | 20. Environment |
| 6. Traffic/transportation | 21. Health/medicine |
| 7. Communication/information | 22. Social welfare |
| 8. Science/technology | 23. International exchange/aid |
| 9. Regional development | 24. Arts and culture |
| 10. Foreign policy | 25. Scholarly inquiry |
| 11. Peace/security policy | 26. Sports and recreation |
| 12. Crime prevention | 27. Organization building |
| 13. Justice/human rights | 28. Religion |
| 14. Education | 29. Minority issues/anti-discrimination |
| 15. Gender | 30. Other (please specify: _____) |

Q12a. Of the areas listed above, which area is most important to your organization?

Most important Area: _____

Q13. Does your organization get involved in public policy or advocacy?

- Yes
- No

Q14. Is your organization affiliated with a political action committee (a PAC or a 527 organization), a 501(c)4 organization, or other organization that has advocacy or lobbying as part of its mission?

- Yes
- No
- My organization is a political action committee or a 501(c)4 organization

Q15. Does your organization employ a lobbyist?

- Yes
- No

Q16. Working alone, has your organization successfully enacted, stopped or modified a specific policy?

<i>Working alone, has your organization successfully enacted, stopped or modified a specific policy?</i>	YES	NO
a. At the federal level has your organization been able to <u>enact a new</u> policy?	<input type="checkbox"/>	<input type="checkbox"/>
b. At the federal level has your organization been able to <u>stop or modify</u> a policy?	<input type="checkbox"/>	<input type="checkbox"/>
c. At the state level has your organization been able to <u>enact a new</u> policy?	<input type="checkbox"/>	<input type="checkbox"/>
d. At the state level has your organization been able to <u>stop or modify</u> a policy?	<input type="checkbox"/>	<input type="checkbox"/>
e. At the local level has your organization been able to <u>enact a new</u> policy?	<input type="checkbox"/>	<input type="checkbox"/>
f. At the local level has your organization been able to <u>stop or modify</u> a policy?	<input type="checkbox"/>	<input type="checkbox"/>

Q17. Working in a coalition with other organizations or political persons, has your organization, successfully enacted, stopped or modified a specific policy?

<i>Working in a coalition, has your organization...?</i>	YES	NO
a. At the federal level has your organization been able to <u>enact a new</u> policy (as a coalition)?	<input type="checkbox"/>	<input type="checkbox"/>
b. At the federal level has your organization been able to <u>stop or modify</u> a policy (as a coalition)?	<input type="checkbox"/>	<input type="checkbox"/>
c. At the state level has your organization been able to <u>enact a new</u> policy (as a coalition)?	<input type="checkbox"/>	<input type="checkbox"/>
d. At the state level has your organization been able to <u>stop or modify</u> a policy (as a coalition)?	<input type="checkbox"/>	<input type="checkbox"/>
e. At the local level has your organization been able to <u>enact a new</u> policy (as a coalition)?	<input type="checkbox"/>	<input type="checkbox"/>
f. At the local level has your organization been able to <u>stop or modify</u> a policy (as a coalition)?	<input type="checkbox"/>	<input type="checkbox"/>

Q18. When your organization makes requests or appeals to the government, how often does it do the following things?
(Please select most appropriate category).

<i>How often do you do the following things when appealing to government?</i>	Never	Seldom	Sometimes	Often	Very often
a. Assist in drafting bills	<input type="checkbox"/>	<input type="checkbox"/>	<input type="checkbox"/>	<input type="checkbox"/>	<input type="checkbox"/>
b. Provide expertise	<input type="checkbox"/>	<input type="checkbox"/>	<input type="checkbox"/>	<input type="checkbox"/>	<input type="checkbox"/>
c. Contribute public comment	<input type="checkbox"/>	<input type="checkbox"/>	<input type="checkbox"/>	<input type="checkbox"/>	<input type="checkbox"/>
d. Ask members to call or send letters/emails to the government	<input type="checkbox"/>	<input type="checkbox"/>	<input type="checkbox"/>	<input type="checkbox"/>	<input type="checkbox"/>
e. Solicit signatures	<input type="checkbox"/>	<input type="checkbox"/>	<input type="checkbox"/>	<input type="checkbox"/>	<input type="checkbox"/>
f. Attend meetings	<input type="checkbox"/>	<input type="checkbox"/>	<input type="checkbox"/>	<input type="checkbox"/>	<input type="checkbox"/>
g. Direct actions (demonstration, strike, etc.)	<input type="checkbox"/>	<input type="checkbox"/>	<input type="checkbox"/>	<input type="checkbox"/>	<input type="checkbox"/>
h. Provide media with information	<input type="checkbox"/>	<input type="checkbox"/>	<input type="checkbox"/>	<input type="checkbox"/>	<input type="checkbox"/>
i. Make statements at press conference	<input type="checkbox"/>	<input type="checkbox"/>	<input type="checkbox"/>	<input type="checkbox"/>	<input type="checkbox"/>
j. Place opinion ads in TV, newspapers, or magazines	<input type="checkbox"/>	<input type="checkbox"/>	<input type="checkbox"/>	<input type="checkbox"/>	<input type="checkbox"/>
k. Form an alliance with other groups	<input type="checkbox"/>	<input type="checkbox"/>	<input type="checkbox"/>	<input type="checkbox"/>	<input type="checkbox"/>
l. Seek the involvement of influential local figures	<input type="checkbox"/>	<input type="checkbox"/>	<input type="checkbox"/>	<input type="checkbox"/>	<input type="checkbox"/>


Q19. When trying to influence federal, state or local policy making, how often does your organization encounter any group or groups that oppose your organization's policy positions? *(Please select most appropriate category).*

- Never
- Seldom
- Sometimes
- Often
- Very often
- Not Applicable

Q20. Has your organization limited its advocacy activity due to resource problems or concerns about your tax exempt status? *(Please select most appropriate category).*

- Yes, due to resource problems
- Yes, due to concerns about tax exempt status
- Yes, both
- No, neither

Q21. Does your organization make requests directly to the government (federal, state, local)?

- Yes (CONTINUE TO Q 21a) 
- No (SKIP TO Q22)

Q21a. When your organization makes requests (directly) to the government, how often do you approach the following people or organizations to make requests? *(Please select all that apply).*


	Never	Seldom	Sometimes	Often	Very often
a. Mayor or County Executive	<input type="checkbox"/>	<input type="checkbox"/>	<input type="checkbox"/>	<input type="checkbox"/>	<input type="checkbox"/>
b. City Council or County Council	<input type="checkbox"/>	<input type="checkbox"/>	<input type="checkbox"/>	<input type="checkbox"/>	<input type="checkbox"/>
c. Other city/county government unit	<input type="checkbox"/>	<input type="checkbox"/>	<input type="checkbox"/>	<input type="checkbox"/>	<input type="checkbox"/>
d. State government agency/unit	<input type="checkbox"/>	<input type="checkbox"/>	<input type="checkbox"/>	<input type="checkbox"/>	<input type="checkbox"/>
e. Republican Party	<input type="checkbox"/>	<input type="checkbox"/>	<input type="checkbox"/>	<input type="checkbox"/>	<input type="checkbox"/>
f. Democratic Party	<input type="checkbox"/>	<input type="checkbox"/>	<input type="checkbox"/>	<input type="checkbox"/>	<input type="checkbox"/>
g. State Legislator	<input type="checkbox"/>	<input type="checkbox"/>	<input type="checkbox"/>	<input type="checkbox"/>	<input type="checkbox"/>
h. U.S. Congress member	<input type="checkbox"/>	<input type="checkbox"/>	<input type="checkbox"/>	<input type="checkbox"/>	<input type="checkbox"/>
i. Federal government official	<input type="checkbox"/>	<input type="checkbox"/>	<input type="checkbox"/>	<input type="checkbox"/>	<input type="checkbox"/>
j. President of the United States	<input type="checkbox"/>	<input type="checkbox"/>	<input type="checkbox"/>	<input type="checkbox"/>	<input type="checkbox"/>

Q22. How would you rate your organization's relationship with the following organizations or groups, on a scale of 1 to 7?

(Where 1 = very hostile and 7 = very friendly.)

<i>How is your relationship with....?</i>	1=Very hostile.....7=Very friendly							
	1	2	3	4	5	6	7	N/A
a. Agricultural groups	<input type="checkbox"/>	<input type="checkbox"/>	<input type="checkbox"/>	<input type="checkbox"/>	<input type="checkbox"/>	<input type="checkbox"/>	<input type="checkbox"/>	<input type="checkbox"/>
b. Business/trade associations	<input type="checkbox"/>	<input type="checkbox"/>	<input type="checkbox"/>	<input type="checkbox"/>	<input type="checkbox"/>	<input type="checkbox"/>	<input type="checkbox"/>	<input type="checkbox"/>
c. Labor unions	<input type="checkbox"/>	<input type="checkbox"/>	<input type="checkbox"/>	<input type="checkbox"/>	<input type="checkbox"/>	<input type="checkbox"/>	<input type="checkbox"/>	<input type="checkbox"/>
d. Education groups	<input type="checkbox"/>	<input type="checkbox"/>	<input type="checkbox"/>	<input type="checkbox"/>	<input type="checkbox"/>	<input type="checkbox"/>	<input type="checkbox"/>	<input type="checkbox"/>
e. Government-related groups	<input type="checkbox"/>	<input type="checkbox"/>	<input type="checkbox"/>	<input type="checkbox"/>	<input type="checkbox"/>	<input type="checkbox"/>	<input type="checkbox"/>	<input type="checkbox"/>
f. Welfare groups	<input type="checkbox"/>	<input type="checkbox"/>	<input type="checkbox"/>	<input type="checkbox"/>	<input type="checkbox"/>	<input type="checkbox"/>	<input type="checkbox"/>	<input type="checkbox"/>
g. Professional groups	<input type="checkbox"/>	<input type="checkbox"/>	<input type="checkbox"/>	<input type="checkbox"/>	<input type="checkbox"/>	<input type="checkbox"/>	<input type="checkbox"/>	<input type="checkbox"/>
h. Advocacy groups	<input type="checkbox"/>	<input type="checkbox"/>	<input type="checkbox"/>	<input type="checkbox"/>	<input type="checkbox"/>	<input type="checkbox"/>	<input type="checkbox"/>	<input type="checkbox"/>
i. Civic groups/civic associations	<input type="checkbox"/>	<input type="checkbox"/>	<input type="checkbox"/>	<input type="checkbox"/>	<input type="checkbox"/>	<input type="checkbox"/>	<input type="checkbox"/>	<input type="checkbox"/>
j. Arts and culture groups	<input type="checkbox"/>	<input type="checkbox"/>	<input type="checkbox"/>	<input type="checkbox"/>	<input type="checkbox"/>	<input type="checkbox"/>	<input type="checkbox"/>	<input type="checkbox"/>
k. Scholarly groups	<input type="checkbox"/>	<input type="checkbox"/>	<input type="checkbox"/>	<input type="checkbox"/>	<input type="checkbox"/>	<input type="checkbox"/>	<input type="checkbox"/>	<input type="checkbox"/>
l. Sports and recreation groups	<input type="checkbox"/>	<input type="checkbox"/>	<input type="checkbox"/>	<input type="checkbox"/>	<input type="checkbox"/>	<input type="checkbox"/>	<input type="checkbox"/>	<input type="checkbox"/>
m. Religious groups	<input type="checkbox"/>	<input type="checkbox"/>	<input type="checkbox"/>	<input type="checkbox"/>	<input type="checkbox"/>	<input type="checkbox"/>	<input type="checkbox"/>	<input type="checkbox"/>
n. U.S. Congress	<input type="checkbox"/>	<input type="checkbox"/>	<input type="checkbox"/>	<input type="checkbox"/>	<input type="checkbox"/>	<input type="checkbox"/>	<input type="checkbox"/>	<input type="checkbox"/>
o. Democratic Party	<input type="checkbox"/>	<input type="checkbox"/>	<input type="checkbox"/>	<input type="checkbox"/>	<input type="checkbox"/>	<input type="checkbox"/>	<input type="checkbox"/>	<input type="checkbox"/>
p. Republican Party	<input type="checkbox"/>	<input type="checkbox"/>	<input type="checkbox"/>	<input type="checkbox"/>	<input type="checkbox"/>	<input type="checkbox"/>	<input type="checkbox"/>	<input type="checkbox"/>
q. Federal government	<input type="checkbox"/>	<input type="checkbox"/>	<input type="checkbox"/>	<input type="checkbox"/>	<input type="checkbox"/>	<input type="checkbox"/>	<input type="checkbox"/>	<input type="checkbox"/>
r. State government	<input type="checkbox"/>	<input type="checkbox"/>	<input type="checkbox"/>	<input type="checkbox"/>	<input type="checkbox"/>	<input type="checkbox"/>	<input type="checkbox"/>	<input type="checkbox"/>
s. Local government	<input type="checkbox"/>	<input type="checkbox"/>	<input type="checkbox"/>	<input type="checkbox"/>	<input type="checkbox"/>	<input type="checkbox"/>	<input type="checkbox"/>	<input type="checkbox"/>
t. State legislature	<input type="checkbox"/>	<input type="checkbox"/>	<input type="checkbox"/>	<input type="checkbox"/>	<input type="checkbox"/>	<input type="checkbox"/>	<input type="checkbox"/>	<input type="checkbox"/>
u. Police	<input type="checkbox"/>	<input type="checkbox"/>	<input type="checkbox"/>	<input type="checkbox"/>	<input type="checkbox"/>	<input type="checkbox"/>	<input type="checkbox"/>	<input type="checkbox"/>
v. Big business	<input type="checkbox"/>	<input type="checkbox"/>	<input type="checkbox"/>	<input type="checkbox"/>	<input type="checkbox"/>	<input type="checkbox"/>	<input type="checkbox"/>	<input type="checkbox"/>
w. Media	<input type="checkbox"/>	<input type="checkbox"/>	<input type="checkbox"/>	<input type="checkbox"/>	<input type="checkbox"/>	<input type="checkbox"/>	<input type="checkbox"/>	<input type="checkbox"/>
x. Courts	<input type="checkbox"/>	<input type="checkbox"/>	<input type="checkbox"/>	<input type="checkbox"/>	<input type="checkbox"/>	<input type="checkbox"/>	<input type="checkbox"/>	<input type="checkbox"/>
y. Foreign governments	<input type="checkbox"/>	<input type="checkbox"/>	<input type="checkbox"/>	<input type="checkbox"/>	<input type="checkbox"/>	<input type="checkbox"/>	<input type="checkbox"/>	<input type="checkbox"/>
z. International institutions (e.g. the UN and the World Bank)	<input type="checkbox"/>	<input type="checkbox"/>	<input type="checkbox"/>	<input type="checkbox"/>	<input type="checkbox"/>	<input type="checkbox"/>	<input type="checkbox"/>	<input type="checkbox"/>
aa. Foreign groups	<input type="checkbox"/>	<input type="checkbox"/>	<input type="checkbox"/>	<input type="checkbox"/>	<input type="checkbox"/>	<input type="checkbox"/>	<input type="checkbox"/>	<input type="checkbox"/>

Q23. Is there any organization that represents your organization's interests either at the local, state or national level?

- Yes (CONTINUE TO Q 23a) 
- No (SKIP TO Q 24)

Q23a. If so, please tell us the name of the organization. *(If there is more than one, please choose the most effective or important).*

Q23b. Is this organization at the local, state or national level? *(Please select most appropriate category).*

- Local
- State
- National

Q23c. How much influence does the organization (selected in the previous question) have on public policy in general?

	1 = very little influence7 = a lot of influence							
	1	2	3	4	5	6	7	N/A
a. The local level	<input type="checkbox"/>	<input type="checkbox"/>	<input type="checkbox"/>	<input type="checkbox"/>	<input type="checkbox"/>	<input type="checkbox"/>	<input type="checkbox"/>	<input type="checkbox"/>
b. The state level	<input type="checkbox"/>	<input type="checkbox"/>	<input type="checkbox"/>	<input type="checkbox"/>	<input type="checkbox"/>	<input type="checkbox"/>	<input type="checkbox"/>	<input type="checkbox"/>
c. The national level	<input type="checkbox"/>	<input type="checkbox"/>	<input type="checkbox"/>	<input type="checkbox"/>	<input type="checkbox"/>	<input type="checkbox"/>	<input type="checkbox"/>	<input type="checkbox"/>
d. All levels	<input type="checkbox"/>	<input type="checkbox"/>	<input type="checkbox"/>	<input type="checkbox"/>	<input type="checkbox"/>	<input type="checkbox"/>	<input type="checkbox"/>	<input type="checkbox"/>

Q24. Below is a list of activities that your group may have participated in. Has your organization ever created or joined a formal or informal relationship with another nonprofit, business or governmental unit to accomplish these objectives? If so, please mark the box under the group or unit type that corresponds. (Select all that apply or leave blank any rows that do not apply).

	Nonprofit	Business	Local Government unit	State Government unit	Federal Government unit
a. Influence local government policy	<input type="checkbox"/>	<input type="checkbox"/>	<input type="checkbox"/>	<input type="checkbox"/>	<input type="checkbox"/>
b. Influence state government policy	<input type="checkbox"/>	<input type="checkbox"/>	<input type="checkbox"/>	<input type="checkbox"/>	<input type="checkbox"/>
c. Influence federal government policy	<input type="checkbox"/>	<input type="checkbox"/>	<input type="checkbox"/>	<input type="checkbox"/>	<input type="checkbox"/>
d. Provide services	<input type="checkbox"/>	<input type="checkbox"/>	<input type="checkbox"/>	<input type="checkbox"/>	<input type="checkbox"/>
e. Develop organizational capacity	<input type="checkbox"/>	<input type="checkbox"/>	<input type="checkbox"/>	<input type="checkbox"/>	<input type="checkbox"/>
f. Fund-raising	<input type="checkbox"/>	<input type="checkbox"/>	<input type="checkbox"/>	<input type="checkbox"/>	<input type="checkbox"/>
g. Develop community capacity	<input type="checkbox"/>	<input type="checkbox"/>	<input type="checkbox"/>	<input type="checkbox"/>	<input type="checkbox"/>

Q25. This is a two-part question. First, in your opinion, what kind of influence do the following organizations or groups have on public policy in general? Second, what kind of influence do they specifically have on policies of concern to your organization? For each category, indicate how much influence they have on a scale of 1 to 7. (Where 1 = very little influence and 7 = a lot of influence.)

Example: If you believe that labor unions do not have much influence on public policy in general, but have more influence on your organization's specific concerns, you might mark a "1" under "Influence in general" and a "4" under "Policies of concern to your organization".

<i>Indicate the number that represents how much influence they have under each category.</i>	Influence In general	Policies of concern to your organization
<i>Example: Labor Unions</i>	<i>1</i>	<i>4</i>
a. Agricultural groups		
b. Business/trade associations		
c. Labor unions		
d. Education groups		
e. Government-related groups		
f. Welfare groups		
g. Professional groups		
h. Advocacy groups		
i. Civic groups/civic associations		
j. Arts and culture groups		
k. Scholarly groups		
l. Sports and recreation groups		
m. Religious groups		
n. U.S. Congress		
o. President of the United States		
p. Democratic Party		
q. Republican Party		
r. Federal government		
s. State government		
t. Local government		
u. State legislature		
v. Big business		
w. Media		
x. Police		
y. Courts		
z. Foreign governments		
aa. International institutions (e.g. the UN and the World Bank)		
ab. Foreign groups		

V. This last section asks about the leadership and funding of your organization.

Q26. How long has your Executive Director/CEO (or highest ranking leader) been in this position so far?

(Indicate partial years in .25, .5 or .75 years)

Number of Years:

Q27. What is the highest educational degree obtained by your Executive Director/CEO? (Please check most appropriate category).

- Less than undergraduate degree
- Undergraduate degree
- Master's degree
- Ph.D.
- Professional degree (such as a law degree)
- Don't know

Q28. Thinking back over 2009, what is the number of persons you had working in the following position types?

How many...	Number of Staff
Full-time staff	
Part-time staff (less than 40 hours per week)	
Regular volunteers (at least once a week)	
Episodic volunteers (persons involved for a particular event, such as a fundraising breakfast, a walk-a-thon, or an annual meeting)	
Regular members	
Board members	
Voting members	

Q29. Please indicate the percentage of your budget that came from the following sources in 2009.

(Estimate the following categories to total 100%)

Percentage of your budget coming from...	%
Membership fees, dues	
Earned income from organization's activities	
Government funding (includes grants, fees, Medicaid, Medicare, contracts, etc., all funding that comes from federal, state, or local government.)	
Donations/gifts	
Other (<i>please specify</i> _____)	

Q30. What was the total dollar amount of your 2009 budget?

Total budget: \$

Q31. What is your position in this organization? Are you... *(Please check most appropriate category).*

- The Executive Director, CEO or highest ranking leader
- Not the Executive Director, but another permanent staff person
- Other (please specify) (_____)

**This concludes the questions we have for you.
Thank you very much for your time today!**

**To learn more about the Center on Nonprofits and Philanthropy, please visit our website at:
<http://www.urban.org/center/cnp/index.cfm>.**

Please return your completed questionnaire in the envelope provided or to:

**Nonprofit-Government Study
Center on Nonprofits and Philanthropy
The Urban Institute
2100 M Street NW
Washington, DC 20037**

Appendices

Appendix 2 - Advance Letter and Reminders (US-DC-JIGS2)

Advance Letter



Center on Nonprofits and Philanthropy • 2100 M Street, NW, Washington, DC 20037 • (202) 261-5397 •
www.urban.org

DATE

Executive Director
ORGANIZATION NAME
STREET ADDRESS
CITY, STATE ZIP

We need your help! The Washington, D.C. metropolitan area has been selected to participate in an international study of how nonprofit organizations relate to and work with government. About 10 countries are participating, and we want our area to be well represented. To do this, we need you to complete our survey. Your participation is voluntary and the information you provide is strictly confidential. Please be assured that no individual responses will be identified.

The study has two goals: (1) to provide a complete and objective picture of nonprofit-government relations in our region, and (2) to use the information to inform local foundations, policymakers, advocates, and other stakeholders about the nonprofit sector. This is strictly a nonpartisan research study. The study's sponsor is the University of Tsukuba in Japan.

We are writing in advance because we have found that many people prefer to know that they will be contacted regarding a study. Your organization was selected through a scientific process to ensure a representative sample of nonprofit organizations in the Washington, D.C. metropolitan area. It is important that your organization be represented in this survey, and in fact the success of the study depends on your participation.

We will have both web-based and mail-back options. If you would like to complete the survey on the web, please go to <https://surveys.urban.org/cb/govnonprofit.aspx>.
Your username is: <<USERNAME>> and your access code is: <<PASSWORD>>.

Alternatively, if you would prefer to take the survey by mail, please contact us using the information below, and we will be happy to mail you a paper version of the questionnaire. When the questionnaire arrives, please take a few minutes to complete and return it. The survey should take about thirty minutes to complete.

After you complete and return the survey, your organization will be eligible to win \$200. We will enter the names of all organizations that complete and return the survey into a drawing, and randomly select four organizations. Each of the chosen organizations will be sent a check for \$200 in appreciation for participating in this important study.

If you have any questions, either now or after you complete the questionnaire, we will be glad to answer them. Please call us at 202-261-5441 and ask for the "Nonprofit-Government Study" or email us at NonprofitSurvey@urban.org. Thank you in advance for your help and participation!

Sincerely,

Carol J. De Vita, Ph.D.
Senior Research Associate at the Urban Institute, and
Director of the Nonprofit-Government Relations Study in the Washington, D.C. Metropolitan Area

This survey is conducted in collaboration with the Public Policy Institute at Georgetown University.

Questionnaire Cover Letter



Center on Nonprofits and Philanthropy ▪ 2100 M Street, NW, Washington, DC 20037 ▪ (202) 261- 5397
▪ www.urban.org

DATE

Executive Director

ORGANIZATION NAME

STREET ADDRESS

CITY, STATE ZIP

Recently, we sent you a letter to inform you that we will be contacting you to participate in an international study about how nonprofit organizations relate to and work with government. About 10 countries are participating, and we want our area to be well represented. To do this, we need you to complete this survey. Your participation is voluntary and the information you provide is strictly confidential. Please be assured that no individual responses will be identified.

Your organization was selected through a scientific process to ensure a representative sample of nonprofit organizations in the Washington, D.C. metropolitan area. It is important that your organization be represented in this survey, and in fact the success of the study depends on your participation.

The study has two goals: (1) to provide a complete and objective picture of the sector in our region, and (2) to use the information to inform local foundations, policymakers, advocates, and other stakeholders about the sector. This is strictly a nonpartisan research study. The study's sponsor is the University of Tsukuba in Japan.

Please complete the enclosed questionnaire and return it as soon as possible. The survey should take about thirty minutes to complete. If you would like to complete the survey on the web, please go to

<https://surveys.urban.org/cb/govnonprofit.aspx>

Your **username** is: <<USERNAME>> and your access code is: <<PASSWORD>>.

After you complete and return the survey, your organization will be eligible to win \$200. We will enter the names of all organizations that complete and return the survey into a drawing, and randomly select four organizations. Each of the chosen organizations will be awarded a check for \$200 in appreciation for participating in this important study.

If you have any questions, either now or after you complete the questionnaire, we would be glad to answer them. Please call us at 202-261-5441 and ask for the "Nonprofit-Government Study" or email us at NonprofitSurvey@urban.org. Thank you in advance for your help and participation!

Sincerely,

Carol J. De Vita, Ph.D.

Senior Research Associate at the Urban Institute, and

Director of the Nonprofit-Government Relations Study in the Washington, D.C. Metropolitan Area

This survey is conducted in collaboration with the Public Policy Institute at Georgetown University.

Reminder Email 1

From: Carol J. DeVita, The Urban Institute

Subject: Nonprofit-Government Relations Study

Recently, we sent you a letter asking you to participate in an important international study about how nonprofit organizations relate to and work with government. ***Thank you for your help!*** The information from this study will provide a complete and objective picture of the sector in our region and will help inform local foundations, policymakers, advocates, and other stakeholders about the sector.

If you have not had an opportunity to complete the questionnaire, please click on this link:
@@SURVEY_URL_PLACEHOLDER__DO_NOT_ERASE

The survey should take about thirty minutes to complete. Your participation is voluntary and all of the information you provide about your organization will be kept confidential.

You can also take the survey by going to: <https://surveys.urban.org/cb/govnonprofit.aspx>

Then enter the following username and password:

Username: @@Username

Password: @@Password

If you have any questions about the survey, please contact me at NonprofitSurvey@urban.org or by phone at 202-261-5441.

Thank you very much!

Carol J. DeVita
Study Director
The Urban Institute

Reminder Email 2

From: Carol J. DeVita, The Urban Institute

Subject: Urban Institute's Nonprofit Study

Recently, I sent you a letter asking you to participate in an important international comparison of nonprofit organizations. Please represent the U.S. nonprofit sector by completing the questionnaire; select the following link to begin:

[@@SURVEY_URL_PLACEHOLDER__DO_NOT_ERASE](#)

It is important that your organization participates regardless of your size or scope, and your participation will enable us to get a representative picture of the nonprofit organizations in our area. We would appreciate it if you could take the survey by Monday, April 19, 2010.

The survey should take about thirty minutes to complete. Your participation is voluntary and all of the information you provide about your organization will be kept confidential.

You can also take the survey by going to: <https://surveys.urban.org/cb/govnonprofit.aspx>

Then enter the following username and password:

Username: @@Username

Password: @@Password

If you have any questions about the survey, please contact me at NonprofitSurvey@urban.org or by phone at 202-261-5441.

Thank you very much!

Carol J. DeVita
Study Director
The Urban Institute

Reminder Email 3

From: Carol J. DeVita, The Urban Institute

Subject: Urban Institute's Nonprofit Study: Your last chance to participate

I hope that you will take this final opportunity to participate in the Urban Institute's international study of nonprofit organizations. Please complete the questionnaire by **Monday, May 3, 2010**. Select the following link to begin:

`@@SURVEY_URL_PLACEHOLDER__DO_NOT_ERASE`

You can also take the survey by going to: <https://surveys.urban.org/cb/govnonprofit.aspx>

Then enter the following username and password:

Username: `@@Username`

Password: `@@Password`

Please represent the U.S. nonprofit sector by completing the questionnaire! It is important that your organization participates regardless of your size or scope, and your participation will enable us to get a representative picture of the nonprofit organizations in our area.

After you complete the survey, your organization will be eligible to win \$200. We will enter the names of all organizations that complete the study into a drawing, and randomly select four organizations. Each of the winners will be sent a check for \$200 in appreciation for participating in this important study.

The survey should take about thirty minutes to complete. Your participation is voluntary and all of the information you provide about your organization is confidential. If you have any questions about the survey, please contact me at NonprofitSurvey@urban.org or by phone at 202-261-5441.

Thank you very much!

Carol J. DeVita
Study Director
The Urban Institute

Postcard Reminder 1

Nonprofit-Government Relations in the Washington, D.C. Metropolitan Area

Recently, we sent you a letter asking you to participate in an international study about how nonprofit organizations relate to and work with government. The information from this study will provide a complete and objective picture of the sector in our region and will help inform local foundations, policymakers, advocates, and other stakeholders about the sector.

You can take the survey by going to
<https://surveys.urban.org/cb/govnonprofit.aspx>

Then enter the following **username:** and **password:**

If you have any questions about the survey, please contact me at
NonprofitSurvey@urban.org or at 202-261-5441.

Thank you very much! Carol J. DeVita, Study Director, The Urban Institute

Nonprofit-Government Relations in the Washington, D.C. Metropolitan Area

Recently, we sent you a letter asking you to participate in an international study about how nonprofit organizations relate to and work with government. The information from this study will provide a complete and objective picture of the sector in our region and will help inform local foundations, policymakers, advocates, and other stakeholders about the sector.

You can take the survey by going to
<https://surveys.urban.org/cb/govnonprofit.aspx>

Then enter the following **username:** and **password:**

If you have any questions about the survey, please contact me at
NonprofitSurvey@urban.org or at 202-261-5441.

Thank you very much! Carol J. DeVita, Study Director, The Urban Institute

Nonprofit-Government Relations in the Washington, D.C. Metropolitan Area

Recently, we sent you a letter asking you to participate in an international study about how nonprofit organizations relate to and work with government. The information from this study will provide a complete and objective picture of the sector in our region and will help inform local foundations, policymakers, advocates, and other stakeholders about the sector.

You can take the survey by going to
<https://surveys.urban.org/cb/govnonprofit.aspx>

Then enter the following **username:** and **password:**

If you have any questions about the survey, please contact me at
NonprofitSurvey@urban.org or at 202-261-5441.

Thank you very much! Carol J. DeVita, Study Director, The Urban Institute

Nonprofit-Government Relations in the Washington, D.C. Metropolitan Area

Recently, we sent you a letter asking you to participate in an international study about how nonprofit organizations relate to and work with government. The information from this study will provide a complete and objective picture of the sector in our region and will help inform local foundations, policymakers, advocates, and other stakeholders about the sector.

You can take the survey by going to
<https://surveys.urban.org/cb/govnonprofit.aspx>

Then enter the following **username:** and **password:**

If you have any questions about the survey, please contact me at
NonprofitSurvey@urban.org or at 202-261-5441.

Thank you very much! Carol J. DeVita, Study Director, The Urban Institute

Postcard Reminder 2

The Urban Institute Nonprofit Study

Recently, I sent you a letter asking you to participate in an important international comparison of nonprofit organizations. Please represent the U.S. nonprofit sector by completing the questionnaire. We would appreciate it if you could take the survey by Friday, April 30, 2010.

You can take the survey by going to
<https://surveys.urban.org/cb/govnonprofit.aspx>

Then enter the following **username:** and **password:**

If you have any questions about the survey, please contact me at
NonprofitSurvey@urban.org or at 202-261-5441.

Thank you very much! Carol J. DeVita, Study Director, The Urban Institute

The Urban Institute Nonprofit Study

Recently, I sent you a letter asking you to participate in an important international comparison of nonprofit organizations. Please represent the U.S. nonprofit sector by completing the questionnaire. We would appreciate it if you could take the survey by Friday, April 30, 2010.

You can take the survey by going to
<https://surveys.urban.org/cb/govnonprofit.aspx>

Then enter the following **username:** and **password:**

If you have any questions about the survey, please contact me at
NonprofitSurvey@urban.org or at 202-261-5441.

Thank you very much! Carol J. DeVita, Study Director, The Urban Institute

The Urban Institute Nonprofit Study

Recently, I sent you a letter asking you to participate in an important international comparison of nonprofit organizations. Please represent the U.S. nonprofit sector by completing the questionnaire. We would appreciate it if you could take the survey by Friday, April 30, 2010.

You can take the survey by going to
<https://surveys.urban.org/cb/govnonprofit.aspx>

Then enter the following **username:** and **password:**

If you have any questions about the survey, please contact me at
NonprofitSurvey@urban.org or at 202-261-5441.

Thank you very much! Carol J. DeVita, Study Director, The Urban Institute

The Urban Institute Nonprofit Study

Recently, I sent you a letter asking you to participate in an important international comparison of nonprofit organizations. Please represent the U.S. nonprofit sector by completing the questionnaire. We would appreciate it if you could take the survey by Friday, April 30, 2010.

You can take the survey by going to
<https://surveys.urban.org/cb/govnonprofit.aspx>

Then enter the following **username:** and **password:**

If you have any questions about the survey, please contact me at
NonprofitSurvey@urban.org or at 202-261-5441.

Thank you very much! Carol J. DeVita, Study Director, The Urban Institute

Letter Reminder



Center on Nonprofits and Philanthropy • 2100 M Street, NW, Washington, DC 20037 • (202) 261- 5397
• www.urban.org

DATE

Executive Director
ORGANIZATION NAME
STREET ADDRESS
CITY, STATE ZIP

Recently, I asked you to participate in an important international comparison of nonprofit organizations. Please represent the U.S. nonprofit sector by completing the attached questionnaire.

To complete the survey online, please go to:

<https://surveys.urban.org/cb/govnonprofit.aspx>

Your **username** is: <<USERNAME>> and your **access code** is: <<PASSWORD>>.

It is important that your organization participates regardless of your size or scope, and your participation will enable us to get a representative picture of the nonprofit organizations in our area. We would appreciate it if you could take the survey by Friday, May 21, 2010.

The survey should take about thirty minutes to complete. Your participation is voluntary and all of the information you provide about your organization will be kept confidential.

If you have any questions about the survey, please contact me at NonprofitSurvey@urban.org or by phone at 202-261-5441.

After you complete and return the survey, your organization will be eligible to win \$200. We will enter the names of all organizations that complete and return the survey into a drawing, and randomly select four organizations. Each of the chosen organizations will be awarded a check for \$200 in appreciation for participating in this important study.

Thank you very much!

Sincerely,

Carol J. De Vita, Ph.D.
Senior Research Associate at the Urban Institute, and
Director of the Nonprofit Study in the Washington, D.C. Metropolitan Area

This survey is conducted in collaboration with the Public Policy Institute at Georgetown University.

Telephone Reminder Script

JIGS Survey Script for Making Phone-Calls

Begin:

Hello. This is _____ calling from The Urban Institute regarding the international study of nonprofit organizations. Is your Executive Director available or someone who might be able to answer a few survey questions about your organization?

[Interviewer Note: The goal is to conduct the interview with the Executive Director or another permanent staff person.]

When you get appropriate person on the phone:

Hello. This is _____ calling from The Urban Institute regarding the **international** study of how nonprofits relate to and work with government. You should have received information from The Urban Institute about this study. I am calling today to see if you have any questions about it and to offer you the opportunity to complete the survey over the phone. It is important to the success of the study that we hear from your organization. Is this a good time to complete the survey or would you like me to call back at another time?

If individual agrees to a phone interview:

Your participation is voluntary and all the information you provide will be kept confidential. If I come to any question you would prefer not to answer, just let me know and we can skip over it.

If the respondent is reluctant to take the survey by phone:

You can also take the survey online, if that would be more convenient for you. If you provide me with your email address, I'll send you a link to the website and an access code and password so you can complete the survey on-line.

The address of the web site is:

<https://surveys.urban.org/cb/govnonprofit.aspx>.

Your access code is <**read access code**> and your password is: **nonprofit**

[Interviewer Note: Get contact information and immediately follow-up with an email.]

Frequently Asked Questions

Q. My organization does not deal with the government. Would you still want me to complete this study?

A. Yes. We ask a mix of questions about your organization. There are several questions that ask about your organization's relationship with government but if they do not relate, please let me know, and we will skip over them.

Q. How long does this study take?

A. It takes approximately 30 minutes to complete.

Q. We are a homeowner's association. Do you still want us to complete the study?

A. Unfortunately, you are ineligible to participate in this study. We thank you very much for your time and interest in the study.

Q. How did you get my name?

A. Your organization was randomly selected from a database maintained by the Urban Institute about nonprofits that file IRS Form 990.

Q. What is the purpose of the study?

A. The goal is to study how nonprofits relate to and work with government.

Q. Who can I contact to get more information about the survey?

A. You can contact Carol DeVita at cdevita@urban.org or call 202-261-5441.

Q. Who is sponsoring the study?

A. This international study is sponsored by the University of Tsukuba in Japan. It is conducted by the Urban Institute and in collaboration with the Public Policy Institute at Georgetown University.

Q. Can I complete the Survey on the Web?

A. Yes.

The address of the web site is:

<https://surveys.urban.org/cb/govnonprofit.aspx>.

Your access code is **<read access code>** and your password is: **nonprofit**

Q. Who are you? Who is conducting this interview?

A. I am Urban Institute staff-member working on this project.

Q. Is this confidential?

A. Yes. Your name and telephone number will be removed from the data base after the survey is completed. Also, because the Urban Institute conducts many surveys, maintaining confidentiality is extremely important to the success of the Institute. Therefore, we are very careful to protect your privacy.

Q. How will my answers be used and will they be kept confidential?

A. The data collected will be analyzed by the staff of the Urban Institute. The purpose of the study is to develop a clear picture of how the nonprofits work with and relate to government.

I want to assure you that all information that may identify you will be protected during the data collection process and then destroyed.

Your answers will be combined with those of other survey participants so that no one individual's answers can be identified in the results.

Only grouped survey responses will be released in reports. No one individual's answers to the survey can be known. No identifiers will be kept with the final data set.

Q. Who can I contact with questions or how to verify the legitimacy of this study?

A. You can call the study director, Carol De Vita, or email her at cdevita@urban.org.

I also would be glad to give you the telephone number at the Urban Institute, which you can call and ask to speak to my supervisor, Katie Roeger. The number is 202-261-5806. You may also visit the website at www.urban.org.

Q. Who can I contact about my rights?

A. If you have any questions concerning your rights about participating in this project, please call the Urban Institute Institutional Review Board at 202-261-5632, and ask for Everett Madden.

Q. Can I get a copy of the results?

A. Certainly. I can take your name and email address, and we can send you a copy of the results when they are ready. We hope to have the results from the DC study in the fall.

Q. The respondents is registered on the Do Not Call list

A. The “Do Not Call” list applies to sales or telemarketing calls only. We are not selling anything and our sole purpose for calling is to conduct a survey to gather information and opinions for decision-makers. Your opinions are extremely valuable, and we would really appreciate your help with this project.

Q. Do I get anything for completing this study?

In appreciation for your participation, your organization will be eligible to win \$200. We will enter all organizations that complete the survey in a drawing and randomly select four organizations and each of the winning organizations will receive a check for \$200.

JIGS STUDY ANSWERING MACHINE SCRIPT

Hello. This is _____ calling from The Urban Institute regarding the international study of nonprofit organizations. Please call us back at 202-261-5441 for more information and the opportunity to complete the study. Thank you very much and we look forward to hearing back from you.

編著者 辻中 豊 (Yutaka Tsujinaka)

1954年 大阪生まれ
1981年 大阪大学大学院法学研究科博士後期課程単位取得退学。1996年 京都大学 博士（法学）
現職 東海大学 政治経済学部 教授 筑波大学名誉教授（いずれも2018年4月より）
E-mail: ty807039@tsc.u-tokai.ac.jp および yutaka-tsujinaka.fu@u.tsukuba.ac.jp

主要著書

- 『利益集団』東京大学出版会、1988年。
Defending the Japanese State: Structures, Norm and the Political Responses to Terrorism and Violent Social Protest in the 1970s and 1980s. (with Peter J. Katzenstein) East Asia Program, Cornell University, 1991.
『現代日本の市民社会・利益団体』（編著）木鐸社、2002年。
“From Developmentalism to Maturity: Japan’s Civil Society Organizations in Comparative Perspective.” *The State of Civil Society in Japan*, edited by Frank Schwartz and Susan Pharr, 83-115. Cambridge University Press, 2003.
『現代韓国の市民社会・利益団体：日韓比較による体制移行の研究』（廉載鎬との共編著）木鐸社、2004年。
『現代日本の自治会・町内会—第1回全国調査にみる自治力・ネットワーク・ガバナンス』（R.ベッカネン・山本英弘との共著）木鐸社、2009年。
『ローカル・ガバナンス—地方政府と市民社会—』（伊藤修一郎との共編著）木鐸社、2010年。
『現代社会集団の政治機能—利益団体と市民社会—』（森裕城との共編著）木鐸社、2010年。
“Civil Society and Social Capital in Japan” *In International Encyclopedia of Civil Society*, edited by Helmut K. Anheier and Stefan Toepler, 252-259. Springer, 2010.
『現代日本のNPO政治—市民社会の新局面—』（坂本治也・山本英弘との共編著）木鐸社、2012年。
『政治学入門—公的決定の構造・アクター・状況—』放送大学出版会、2012年。
『現代中国の市民社会・利益団体—比較の中の中国—』（李景鵬・小嶋華津子との共編著）木鐸社、2014年。
『政治変動期の圧力団体』（編著）有斐閣、2016年。
『当代中国社会团体与地方治理—比較視野中的中国』（黄媚 訳）北京:社会科学文献出版社、2016年。
Aftermath: Fukushima and the 3.11 Earthquake, eds, with Hiroaki INATSUGU, Trans Pacific Press, 2018.
『ソーシャル・キャピタルと市民社会・政治』（山内直人との共編著）ミネルヴァ書房、2019年。
“Civil Society and Social Capital in Japan,” R. A. List et al. (eds.), *International Encyclopedia of Civil Society 2nd*, Springer Nature, June 2020 https://doi.org/10.1007/978-3-319-99675-2_727-1.
『現代日本の比較都市ガバナンス・市民社会』（山本英弘との共編著）木鐸社、2021年。

統合コードブック制作担当・編者

李 俊九（東海大学臨時職員、筑波大学人文社会科学研究科博士後期課程）
soltis0811@gmail.com

第一次・第二次団体の基礎構造に関する調査（アメリカ）統合コードブック Cross-national Survey on Civil Society Organizations and Interest Groups in USA, 1st and 2nd (Interest Groups Survey and Non-Profit Organization Survey, US-JIGS1, US-JIGS2) Integrated Codebook for Comparative Analysis

2021年3月5日

編著者 辻中豊・李俊九 / 発行者 辻中豊

発行所 東海大学政治経済学部政治学科、筑波大学人文社会国際比較研究機構（ICR）国際比較日本研究センター

（〒259-1292 神奈川県平塚市北金目4-1-1 湘南キャンパス3号館17 辻中研究室）

TEL : 0463-58-1211(代表) 内線 3244 FAX : 0463-50-2025

印刷所 (株)いなもと印刷（〒300-0007 茨城県土浦市板谷6丁目28-8）

TEL : 029-826-1221 FAX : 029-826-1080

ISBN 978-4-902869-45-3