

Biomethanation of blast furnace gas using anaerobic granular sludge via addition of hydrogen

著者別名	清水 和哉, 雷 中方, 張 振亞
journal or publication title	RSC Advances
volume	8
number	46
page range	26399-26406
year	2018-07
權利	(C) The Royal Society of Chemistry 2018 Open Access Article. This article is licensed under a Creative Commons Attribution-NonCommercial 3.0 Unported Licence.
URL	http://hdl.handle.net/2241/00154022

doi: 10.1039/C8RA04853C



Cite this: *RSC Adv.*, 2018, 8, 26399

Biomethanation of blast furnace gas using anaerobic granular sludge *via* addition of hydrogen†

Ying Wang,^{‡a} Chenzhu Yin,^{‡a} Ye Liu,^a Mengjiao Tan,^a Kazuya Shimizu,^a Zhongfang Lei,^{‡a} Zhenya Zhang,^{‡a*} Ikuhiro Sumi,^b Yasuko Yao^c and Yasuhiro Mogi^b

The high concentrations of CO (toxic) and CO₂ (greenhouse gases) in blast furnace gas (a by-product of steelworks) reflect its low calorific value. In this study, anaerobic granular sludge was used to convert carbon from blast furnace gas to methane *via* exogenous hydrogen addition. The inhibition of methane production by CO partial pressure (P_{CO}) was found to start from 0.4 atm. The intermediate metabolites from CO to methane including acetate, propionate, and H₂ accumulated at higher CO concentrations in the presence of 2-bromoethanesulfonic acid. After the introduction of H₂ and blast furnace gas, although the hydrogen partial pressure (P_{H_2}) up to 1.54 atm resulted in the maximum CH₄ yield, the whole system was not stable due to the accumulation of a large amount of volatile fatty acids. The optimum P_{H_2} on CH₄ production from the simulated blast furnace gas, 5.32 mmol g⁻¹ VSS, was determined at 0.88 atm in this study.

Received 6th June 2018

Accepted 17th July 2018

DOI: 10.1039/c8ra04853c

rsc.li/rsc-advances

Introduction

In 2014, Japan's total carbon dioxide (CO₂) discharge was approximately 1.2 billion tons, accounting for 92.8% of the total greenhouse gas (GHG) emissions. The steel industry (14%) is the second largest source of CO₂ emission after the power industry (39%) according to a recent survey.¹ In other words, the steel industry should take an important role in reducing GHG emissions.² Blast furnace gas (BFG) is a byproduct gas produced during the production of hot metal (liquid iron) in a blast furnace from the iron and steel industry. The composition of BFG is as follows: 20–35% CO₂, 20–30% CO, 2–4% H₂ and 50–60% N₂.³ Although BFG can be directly used as fuel for steam boilers, dynamos, and as the supplement of traditional fossil fuels in thermal units,⁴ the calorific value is low due to the fact that carbon monoxide (CO) has a low energy density and CO₂ is non-flammable.⁵ It is well known that the high affinity to metal-containing enzyme makes CO be toxic to many microorganisms.⁶ Therefore, the high concentration of CO in BFG makes it to be hazardous.

For the treatment of BFG, absorbents can be developed for CO₂ capture from BFG to recover the carbon source for integrated steelworks.² Besides, hydrogen can be produced from CO in BFG through water–gas shift reaction (as shown in reaction 3 below) regardless of CO₂ is captured or separated.⁷ However, strict reaction conditions need to be controlled such as the specific catalyst development and high temperature. The mixtures of CO, CO₂, and H₂ can also be used as sources for biofuels production by microorganisms, like ethanol,⁸ volatile fatty acids⁹ and 2,3-butanediol.¹⁰

Compared with H₂, CH₄ is also a good source of clean energy, and its storage cost is only about 1/3 of H₂.¹¹ Higher quality of fuel will be obtained through biomethanation of CO₂ and CO from BFG, which could be further utilized as heating fuel or power generation for steel industry. Therefore, this form of carbon recycling not only saves costs but also helps reduce GHG. In addition, there are ready-made pipe networks for CH₄ transportation and distribution. As per biological methods, a moderate temperature and pressure, and a low energy consumption are their merits. Besides, the high specificity of enzymes involved may bring about higher product yields and less by-products. Biological conversion of CO₂ (ref. 8 and 9) and/or CO¹² to CH₄ by anaerobic microorganisms have been studied and confirmed previously, such as Bugante, E. C. *et al.*¹³ used a column bioreactor to convert BFG to methane under thermophilic conditions. Two steps are generally involved in this process: the conversion from CO to CO₂ and methane, and then extra H₂ is added to the reactor for accomplishing the conversion of CO₂ to methane. The related reaction processes for

^aGraduate School of Life and Environmental Sciences, University of Tsukuba, 1-1-1, Tennodai, Tsukuba, Ibaraki 3058572, Japan. E-mail: zhang.zhenya.fu@u.tsukuba.ac.jp; Fax: +81 29 853 4712; Tel: +81 29 853 4712

^bJFE Steel Cooperation, 1, Kawasaki-cho, Chuo-ku, Chiba 2600835, Japan

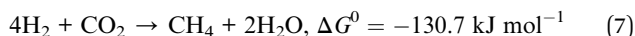
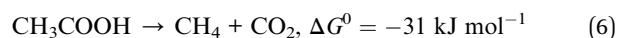
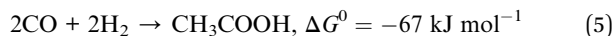
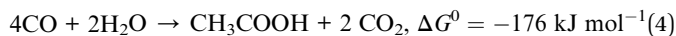
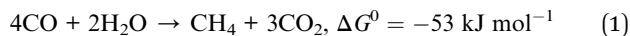
^cJFE Techno-Research Cooperation, 2-7-1 Otemachi, Chiyoda-ku, Tokyo 1000004, Japan

† Electronic supplementary information (ESI) available. See DOI: 10.1039/c8ra04853c

‡ These authors contributed equally to this work.



carboxydrotrophic microorganisms and hydrogenotrophic methanogens are shown as follows.¹⁴



The above reactions about methane production include direct reaction (reactions (1), (2), and (7)) and indirect reaction (reactions (3)–(6)). For the indirect methane production, it mainly has two steps: precursors (H_2 or acetate) formation from CO , H_2 or CO_2 by bacteria, and biomethanation of the precursors by methanogens. It can be seen that BFG could not be completely converted to methane without exogenous H_2 addition, due to the co-existence of high concentration of CO_2 in the BFG. Up to now, little information could be found on methane production from the mixture of BFG and H_2 gases under mesophilic conditions. Here, exogenous H_2 can be obtained from hydrogen containing industrial exhaust gases, such as coke oven gas (COG),¹⁵ the byproduct from the coke making process, contains around 54–59% of H_2 . Most of the COG is directly discharged into the air, resulting in seriously environmental pollutions. Therefore, the conversion of H_2 from COG by microorganisms to methane would be more sustainable. For the hydrogen from electrolysis of fluoride-contaminated wastewater,¹⁶ in order to obtain only hydrogen, electrocoagulation technology can be applied to treat hydrofluoric acid wastewater by using renewable electricity without oxygen production. Exogenous H_2 can also be obtained from *in situ* anaerobic corrosion of metallic iron,¹⁷ and the hydrogen produced by iron corrosion could serve as electron-donor for hydrogen-consuming microorganisms.

In the biological methods for treating CO or CO_2 , pure culture is sensitive to the changes of environment or strict sterilization conditions.^{14–16} However, it is well known that mixed culture presents rich functions, such as non-sterile conditions, high ability to adapt to different components of syngas,¹⁸ existence of rich variety of microorganisms and low cost than pure culture.¹⁹ These advantages make it more suitable for application in industry. Anaerobic granular sludge (AGS) with excellent settling property, capability of high biomass retention and ability to treat high-strength organic wastewater is a promising technology that has attracted more and more attention.²⁰ It is usually used in upflow anaerobic sludge blanket (UASB), expanded granular sludge bed (EGSB) and internal circulation (IC) reactors to treat wastewaters at high organic loading rates. The structure of AGS is favorable to resist CO inhibition as the outer layer is dominated by

heterogeneous population and bacteria, and the inner layer consists of large numbers of archaea like methanogens.²¹ AGS has been used in the mixed culture to convert CO to hydrogen²² or methane.²³ However, until now, there is no documentation on the biomethanation of CO and CO_2 from BFG by AGS *via* addition of exogenous H_2 in mixed cultures at mesophilic conditions. Since the anaerobic digestion of wastewater by AGS in above-mentioned reactors involving multiple steps requires the participation of various microorganisms, it is possible for the microorganisms in the anaerobic reactor to convert CO and CO_2 in the BFG to methane, while addition of exogenous hydrogen is assumed to promote the biomethanation of BFG more thoroughly.

Based on the above considerations, the present study aimed to investigate the feasibility of biomethanation of BFG by exogenous H_2 addition. The potential of AGS for converting CO and CO_2 to CH_4 was examined. In addition, it is important to understand the possible effect of CO on the activity of the microorganisms and the CO methanation routes. Since H_2 is a possible inhibitor to the anaerobic process, it is challenging to add both BFG and hydrogen in the reactors at the same time. In this study, the mechanisms for enhancing CH_4 production by AGS *via* exogenous H_2 addition were explored using batch tests.

Materials and methods

Sludge source

The sludge used in this study was obtained from a mesophilic Expanded Granular Sludge Blanket (EGSB) reactor treating brewery wastewater (Asahi, Ibaraki, Japan) and was stored at 4 °C. The major physicochemical characteristics of the AGS were as follows: total suspended solids (TSS) 11.7 (± 0.5) g L⁻¹, volatile suspended solids (VSS) 9.9 (± 0.3) g L⁻¹, and pH 6.8 (± 0.1) with extracellular proteins of 128.1 (± 2.9) mg g⁻¹ VSS, extracellular polysaccharide of 9.4 (± 0.3) mg g⁻¹ VSS, and total organic carbon (TOC) of 679.9 (± 0.8) mg g⁻¹ VSS, respectively.

Experimental set-ups

Methanogenic potential of AGS

As CO and CO_2 in BFG were designed to be converted to methane, batch experiment 1 was firstly conducted to investigate the methanogenic potential of the AGS sampled from the EGSB reactor. In this part, acetoclastic, carboxydrotrophic and hydrogenotrophic methanogenic activities of the AGS in anaerobic cultures were tested in cylindrical pressure bottles (4.4 cm in diameter, 7 cm in height) with a volume of 110 ml. 50 ml of the basic medium²⁴ and granular sludge (washed with phosphate buffer) were loaded into the bottles to reach a final volatile solids (VSS) concentration of 2 g L⁻¹. The pH of the mixture was then adjusted to 7.2 with 2 M NaOH. In order to create anaerobic conditions, the bottles were flushed with pure N_2 gas for 3 min after being capped and sealed with butyl rubber stoppers. A certain volume of N_2 was removed from the bottle and replaced by an equivalent volume of CO (CO_2 , or H_2) using a gas tight syringe to obtain the required partial pressure in the headspace. Different substrates were filled²⁵ in the headspace



with a volume of 60 ml or in the liquid, including R1-sodium acetate (30 mM) for acetoclastic methanogenic activity, R2-H₂/CO₂ (80/20, 2.5 atm) for hydrogenotrophic methanogenic activity, R3-CO/N₂ (20/80, 1 atm) for carboxydrotrophic-a methanogenic activity, R4-CO/H₂/N₂ (20/64/16, 1 atm), or R5-CO/CO₂/H₂ (20/16/64, 1 atm) for carboxydrotrophic-b methanogenic activity. The detailed operation conditions are shown in Table S1.† Among the bottles, R4 was designed to investigate the effect of H₂ on CO fermentation under mesophilic conditions. The bottles with granular sludge and medium only (without gas substance) were used as the control (R0). These bottles were incubated in a thermostatic water bath oscillator at 37 ± 2 °C and 100 rpm. All the tests were performed in triplicate.

Effect of CO partial pressure on methane production by AGS

To investigate the effect of CO partial pressure (P_{CO}) on methane production from CO and the possible pathway involved, the experiments were divided into two parts, with the scales and procedures being similar as the above except for that the VSS of AGS was 4 g L⁻¹. The first part (batch experiment 2) was conducted to observe the effect of CO partial pressure (P_{CO}) (0, 0.1, 0.2, 0.4, 0.8 atm) on methane production. In this experiment the headspaces of the bottles were purged with the mixture of CO and N₂ at different ratios to obtain the required initial partial pressures of CO. The second batch experiment (batch experiment 3) was performed for 7 days to explore the CO conversion route under different P_{CO} (0, 0.2, 0.4, 0.6, 0.8, 1 atm) with the methanogens inhibitor, 25 mM 2-bromoethanesulfonic acid (BES)²⁶ being added. The impact of BES on the pathways of CO conversion to CH₄ was summarized Fig. S1.†¹⁴

Effect of exogenous H₂ partial pressure on methane production from blast furnace gas

In this experiment, the scales and procedures were similar with the batch experiment 1, which investigated the effect of exogenous H₂ partial pressure on methane production from BFG by using AGS. The compositions of simulated blast furnace gas (TOMOEO SHOKAI Co., LTD, Japan) consist of CO, CO₂, H₂, and N₂ at a volume ratio of CO/CO₂/H₂/N₂ = 22/22/4/52. Besides BFG (1 atm, P_{CO} was 0.22 atm) in the headspace of the bottles, exogenous H₂ was also added into each bottle up to a final hydrogen partial pressure (P_{H_2}) of 0.04 atm, 0.88 atm, and 1.54 atm, respectively (with a total pressure being adjusted to 2.6 atm with N₂). The detailed operation conditions are shown in Table S2.† In this study, soluble total organic carbon (STOC) was measured and used in the carbon balance analysis.

Analysis and chemicals

Total suspended solids (TSS) and volatile suspended solids (VSS) were determined according to the Standard Methods.²⁶ Two gas chromatographs (Shimadzu GC-8A, Japan) equipped with TCD were used to detect the concentrations of gaseous components. For H₂, CH₄, and CO₂, the temperatures for the detector and injector were both 60 °C, and the column temperature was 80 °C with nitrogen being as the carrier gas.

For CO analysis, the detector and injector temperatures were both 170 °C, and the column temperature was 80 °C with helium as the carrier gas. Volatile fatty acids (VFAs) concentrations were analyzed by a Shimadzu GC-14B/FID, and the column and the injector temperatures were set at 150 °C and 190 °C, respectively with nitrogen being the carrier gas. In this study, the concentrations of VFAs were expressed as the equivalent carbon values calculated from the theoretical formula of each VFA component. And the carbon content of VSS was calculated using C₅H₇O₂N.²⁷

Results and discussion

Methanogenesis potential of AGS under the tested conditions

During the anaerobic biomethanation process of gases with different compositions, it was observed that AGS obviously possessed hydrogenotrophic and acetoclastic methanogenic potentials (18.31 ± 1.2 mmol per g VSS per d and 6.58 ± 0.38 mmol per g VSS per d, respectively, Fig. 1), which are similar with previous researches.^{22,24} In order to investigate the carboxydrotrophic potential of the AGS used in this study, R3 and R5 were prepared and tested. As seen, AGS also exhibited a promising carboxydrotrophic potential (1.19 ± 0.03 mmol per g VSS per d and 5.56 ± 0.26 mmol per g VSS per d) even though the microorganisms from AGS might not adapt to CO as energy source in comparison to H₂. For all runs, no lag phase was detected during CH₄ production (Fig. S2(a)†). It was worth mentioning that during the conversion of CO/N₂, CO was the only substrate, while a very small amount of H₂ and VFAs (data not shown) were detected, possibly due to that they were the intermediates for CH₄ production.

The CO metabolism by microorganisms from AGS was somehow influenced by the presence of CO₂ and/or H₂,^{18,28} although it is thermodynamically feasible (reaction (2)) for methane production from CO and H₂. In the process of CO fermentation under mesophilic conditions, the effect of H₂ has been rarely reported.²⁸ Compared with R3, the presence of hydrogen (R4) led to a slower trend of CO consumption which

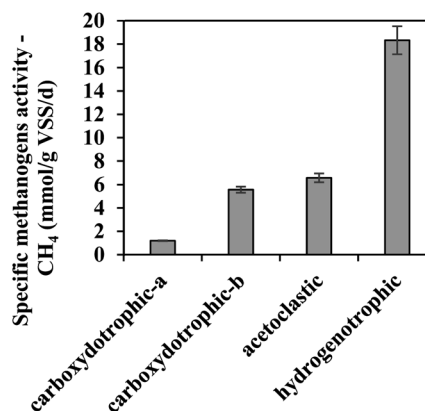


Fig. 1 Anaerobic biomethanation potential of AGS used in this study at 37 °C. The substrates for carboxydrotrophic-a, carboxydrotrophic-b, acetoclastic, and hydrogenotrophic activities were CO/N₂, CO/CO₂/H₂, sodium acetate, and H₂/CO₂, respectively.



presented negatively influence (Fig. S2(b)†). Probably, CO was in part consumed during the production of the intermediates (e.g., H₂ and acetate) for methanogenesis (reactions (3) and (4)). If H₂ is an intermediate product, the presence of extra H₂ in R4 is not conducive to the smooth progress of reaction (3). Assuming acetate is the intermediate, it may be formed from extra H₂ and CO through reaction (5), and the consumption of CO in reaction (5) is slower than that of reaction (3) since 2 moles and 4 moles of CO are required to participate in the formation of 1 mole of acetate, respectively. In addition, by measuring VFAs concentrations, it accumulated at 109.5 h in R4 but not in R3 and R5 (data not shown). A similar phenomenon was noticed by Heiskanen *et al.* who applied *Butyribacterium methylotrophicum* to convert different gas substrates to biofuels (mainly acetate),²⁹ and found that butyric acid production was increased after the supplementation of hydrogen into CO. However, the CO consumption rate in R5 was not affected by the supplementation of CO₂ and H₂, probably attributable to that CO₂ reacted with H₂ first (reaction (7)), eliminating the negative impact of CO consumption to some extent. Compared with R3, R4 seemed to have increased methane production that might be caused by the addition of hydrogen, stimulating the production of CO₂ from the organics contained in the AGS,³⁰ and then the formation of CH₄. According to a previous study,²⁸ the addition of hydrogen would not promote the direct methanogenic CO conversion in reaction (2). The microbial population presented in AGS could rapidly convert CO₂ into methane within 15.5 h in R5; however, the extra CO₂ production detected from 37.5 h presented a similar increasing trend as that in R3 (Fig. S2(c)†). This extra CO₂ in R5 might be from CO and AGS itself. In R3, if calculated according to the reaction (1) which assumes that CO can be completely converted to CH₄ and other intermediates, the produced methane ($0.56 \pm 0.09 \text{ mmol g}^{-1} \text{ VSS}$) was lower than the theoretical value ($1.34 \pm 0.04 \text{ mmol g}^{-1} \text{ VSS}$). This observation is attributable to that many intermediates were simultaneously generated from CO during the methanation process. At 109.5 h, the intermediates have not been completely utilized.

From the above results, it can be concluded that AGS possessed a great potential for the conversion of CO and CO₂ to methane. And supplementation of H₂ to CO as substrate might lead to the accumulation of VFAs.

Effect of CO partial pressure on methane production by AGS

Fig. 2 shows the relationship between P_{CO} and methane production from CO. In general, more methane was accumulated when P_{CO} was lower than 0.2 atm at the initial stage (within 96 h). Being similar with other reports,^{12,31} the methane production rate was found to be obviously inhibited when P_{CO} was higher than 0.4 atm. When the pressure was 0.4 atm, the varying trend could be divided into two phases. During the 96 h after starting this test, the cumulative methane production from different reactors followed a descending order as reactors at 0.2 atm > 0.1 atm > 0.4 atm > 0.8 atm, illustrating that $P_{\text{CO}} \geq 0.4$ atm presented an inhibitory effect on methane production by AGS. After 96 hours' operation, due to that CO was gradually

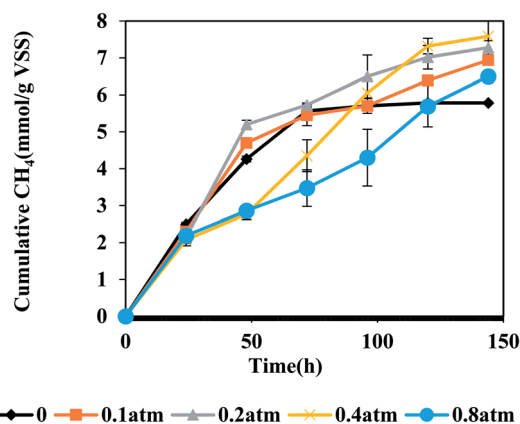


Fig. 2 Effect of CO partial pressure (atm) on methane production from CO by AGS.

consumed by the microorganisms in the reactors, the partial CO pressure in the reactor gradually decreased and the inhibition was relieved to some extent. Therefore, the cumulative methane production under P_{CO} of 0.4 atm exceeded those from 0.2 atm and 0.1 atm reactors. However, it was different from the flocculant digested sludge in which the methanogens were inhibited at a P_{CO} of 0.25 atm.¹² This observation reflects that the special dense structure of AGS is favorable for the resistance of CO inhibition. Along with the operation, the methane production at $P_{\text{CO}} > 0.4$ atm gradually increased and even exceeded the control. This observation is possibly due to that CO was gradually consumed by the microorganisms in the reactor, and the partial CO pressure in the reactor gradually decreased and the inhibition was relieved to some extent, then CO could be used by the microorganisms and converted to methane. It has been speculated that CO in the anaerobic reactor can be first converted by bacteria into some intermediates and then produce CH₄ and CO₂ by methanogens.²³ The CO consumptions at different partial pressures are shown in Fig. S3.†

To explore the pathways from CO to methane and elucidate the effect of CO partial pressure on the intermediates produced, the gaseous components and VFAs were measured and recorded, respectively. Seen from Fig. 3(a), the concentrations of VFAs (129–247 mg C per L) on day 7 in all the bottles containing CO were obviously higher than that of the control (106 mg C per L), demonstrating an increasing trend with the increase in P_{CO} . This observation indicates that VFAs could be produced from CO by bacteria when methanogens were inhibited by BES. The VFAs species and proportion of each individual VFA on day 7 were also examined. As seen from Fig. 3(b), no matter under which P_{CO} condition, the dominant VFA was acetate ranging from 47% to 68%. From the control to 1 atm of CO, the second largest amount of individual VFA changed from isovaleric acid (18% in the control and 10% at 0.2 atm of P_{CO}) to propionic acid (16% at 0.4 atm, 33% at 0.6 atm, 36% at 0.8 atm, 35% at 1 atm of P_{CO}). This phenomenon can be explained from the following two aspects. (1) In the presence of BES, the fermentation products of organic matter contained in AGS (control) were VFAs, especially acetate and isovaleric acid in this study. (2) With the increase of substrate



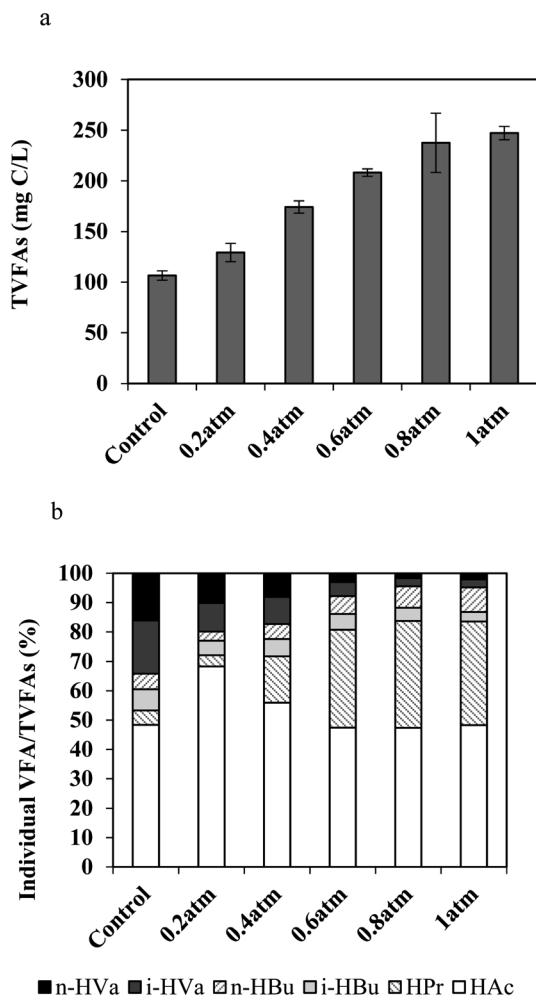


Fig. 3 Effect of CO partial pressure (atm) on intermediates formation from CO in the presence of BES at 37 °C on day 7: (a) VFAs, and (b) percentage of individual VFA species to the total VFAs (TVFAs).

(CO) addition to the reactor, acetate and propionate were the main intermediates of the CO conversion, which is partially in agreement with the findings by Navarro *et al.*^{14,25} who identified an acetate-producing bacterium³¹ and a propionate producing bacterium³² after a long-time exposure to high CO concentrations. In addition, hydrogen was detected in the gas phase. CO has been claimed to be converted to methane *via* acetate (acetogenic CO-oxidizing pathway) as the precursor under mesophilic conditions, while *via* hydrogen (hydrogenotrophic CO-oxidizing pathway) under thermophilic conditions.²⁶ Table 1 summarizes the related contents of acetate, propionate and H₂. In this study, H₂ was produced from all the P_{CO} conditions, which might be the

intermediate when P_{CO} was higher than 0.2 atm in the headspace as a similar amount of H₂ was detected in the control and the P_{CO} at 0.2 atm reactors. It has been pointed out that the carboxyd-trophic activity was insignificant when both inhibitors (BES and vancomycin) were present at the same time; still, H₂ could be detected, illustrating that hydrogen-producing bacteria were not inhibited in the presence of the above two inhibitors.²⁵ Among these three intermediates, acetate (reactions (4) and (5)) was considered as the major one due to its highest content; however, the H₂/CO₂ pathway (reactions (3) and (7)) may be co-existing.³³

The above results showed that when $P_{CO} < 0.2$ atm, methane production from CO by AGS was not obviously affected. Conversely, $P_{CO} > 0.4$ atm started to inhibit the activity of methanogens. The conversion of CO to methane was mainly *via* acetate as intermediate probably accompanied by the H₂/CO₂ pathway.

Effect of exogenous H₂ partial pressure on methane production from blast furnace gas

High P_{CO} presented inhibition on methane production, thus CO should be controlled at a low concentration in the anaerobic system. In this study, the CO partial pressure in BFG is about 0.22 atm, slightly higher than 0.2 atm which has been demonstrated to be a partial pressure without obviously inhibitory effect on methanogens. Due to the slight difference between 0.22 atm and 0.2 atm, the CO in BFG was not diluted in the experiments and its initial partial pressure was controlled at 0.22 atm in this test. The effect of exogenous H₂ partial pressures on methane production from BFG by AGS is shown in Fig. 4(a). For the control, there was almost no lag phase which was similar with a previous report.³⁴ Obviously, the lag period for methane production at $P_{H_2} = 0.88$ atm and 1.54 atm was about 42 h, suggesting that the anaerobic microbes need some adaptation time to accommodate to the BFG and H₂ environment. For BFG at P_{H_2} of 0.04 atm, this lag period lasted 71 h, ending up with slightly more methane than the control. The methane production was 2.01 mmol g⁻¹ VSS, 5.32 mmol g⁻¹ VSS and 5.57 mmol g⁻¹ VSS at P_{H_2} of 0.04 atm, 0.88 atm and 1.54 atm, respectively. During the entire process, the highest methane production from BFG was obtained at P_{H_2} of 1.54 atm, therefore addition of exogenous H₂ favors methane generation. In addition, under the P_{H_2} of 1.54 atm condition, only 4.7% higher methane production was obtained than that under P_{H_2} of 0.88 atm condition, probably due to the formation of other intermediate products. The maximum H₂, CO consumption and methane production rates are summarized in Table 2. The maximum CH₄ production rate of 4.08 ± 0.71 mmol per g VSS per d and 4.19 ± 0.54 mmol per g VSS per d were both achieved

Table 1 Main products detected in the reactors under different CO partial pressures in the presence of BES

Main product	P_{CO} (atm)					
	Control	0.2	0.4	0.6	0.8	1
HAc (mmol g ⁻¹ VSS)	1.07 ± 0.04	1.84 ± 0.03	2.07 ± 0.01	2.04 ± 0.06	2.34 ± 0.01	2.49 ± 0.03
HPr (mmol g ⁻¹ VSS)	0.11 ± 0.02	0.10 ± 0.01	0.59 ± 0.02	1.44 ± 0.03	1.80 ± 0.02	1.82 ± 0.05
H ₂ (mmol g ⁻¹ VSS)	0.02 ± 0.00	0.03 ± 0.01	0.08 ± 0.02	0.55 ± 0.04	0.75 ± 0.07	0.98 ± 0.03



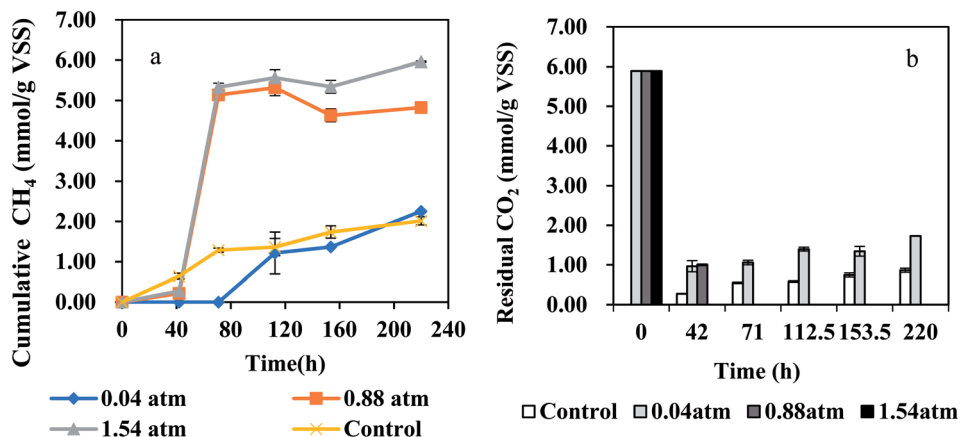


Fig. 4 Effect of H₂ partial pressure (atm) on BFG fermentation by AGS at 37 °C: (a) CH₄, and (b) CO₂.

under P_{H_2} of 0.88 atm or 1.54 atm on day 3. The different inoculum or other conditions might result in the different time for achieving the maximum methane production rate. For example, in a continuous CO-converting reactor at 35 °C,²⁰ the seeded anaerobic granules from a UASB plant treating fruit processing wastewater produced CH₄ ranging from 0.49 ± 0.1 mmol per g VSS per d to 4.77 ± 1.21 mmol per g VSS per d during 100 days' operation, when operated at P_{CO} in the gas feeding (CO: 30–60%) of $(0.42\text{--}0.96) \pm 0.6$ atm and gas recirculation flow of 0–69 L h⁻¹. As for the disaggregated sludge during 45 days' continuous CO injection to the headspace, its CH₄ specific activity was 0.7 ± 1.3 mmol per g VSS per d on day 30 and 5.5 ± 1.2 mmol per g VSS per d on day 45, respectively.¹¹ Even though the values obtained in this study are relatively lower than the above-mentioned 4.77 ± 1.21 mmol per g VSS per d and 5.5 ± 1.2 mmol per g VSS per d, it took only 3 days to reach the maximum methane production rate, far shorter than the 97 days and 45 days reported in the previous works.

The H₂ consumption rates under all tested groups increased with the increase in H₂ partial pressure at a shaking speed of 100 rpm which may control the hydrogen gas–liquid mass transfer during the methanogenesis.³⁵ Hydrogen gas–liquid mass transfer limitation has been commonly observed in anaerobic reactors.³⁶ In this study hydrogen gas–liquid mass transfer was obviously the limiting factor, as the hydrogen consumption rate was proportional to initial P_{H_2} . As for the CO consumption rate, there was no significant difference between P_{H_2} of 0.88 atm and 1.54 atm conditions, possibly due to its low concentration in BFG. In order to make the reactions (1)–(7) thermodynamically feasible, additional hydrogen which could react with CO₂ is favorable for the CO consumption no matter in direct or indirect methane production

from CO. CO₂ in BFG was fully utilized at 71 h and 42 h when P_{H_2} was at 0.88 atm and 1.54 atm, respectively (Fig. 4(b)). CO₂ was consumed by 84% at 42 h when the initial P_{H_2} was 0.04 atm, which later slightly increased and was not fully utilized, most probably due to the fact that CO₂ was one of the products during the methanogenesis in the reactions (1), (3), (4), (6). This further suggests the necessity of exogenous hydrogen addition since it is beneficial for the consumption of CO and CO₂ in BFG.

Esquivel-Elizondo *et al.*⁸ compared the effects of CO₂ and H₂ on CO metabolism using pure and mixed cultures (anaerobic sludge was acclimated to CO) and claimed that the main products were acetate and ethanol. In the pure cultures the additional H₂ did not promote acetate production which was opposite to the phenomenon in the mixed culture. A possible explanation is that, CO dehydrogenase (CODH), the enzyme that catalyzes the reversible reduction of CO to CO₂, possesses hydrogenase activity. Thus, the activity of hydrogenases in the pure culture of carboxidotrophs could be redundant. Previous studies with pure cultures also reported that H₂ was not consumed along with CO.^{35,36} In this study, the target product was methane by using AGS (mixed culture). From the changes in VFAs species under different P_{H_2} conditions (Fig. S4†), the co-existence of H₂ may influence the balance between VFAs production and consumption to some extent. At initial P_{H_2} of 1.54 atm, not only some increase in methane production (Fig. 4) but also VFAs accumulation were detected. This phenomenon may explain why only a slight increase (4.7%) in methane production was achieved at P_{H_2} of 1.54 atm in comparison to P_{H_2} of 0.88 atm condition. Another two reactions ((8) and (9)) can also be used to explain the changes in VFAs under different P_{H_2} . In order to make the reactions (8) and (9) thermodynamically

Table 2 The maximum hydrogen and carbon monoxide consumptions, and methane production rates under different H₂ partial pressures

P_{H_2}	CO consumption rate (mmol CO per g VSS per d)	H ₂ consumption rate (mmol H ₂ per g VSS per d)	CH ₄ production rate (mmol CH ₄ per g VSS per d)
Control	—	—	0.53 ± 0.01
0.04 atm	1.67 ± 0.24	0.82 ± 0.05	0.70 ± 0.02
0.88 atm	1.94 ± 0.12	16.34 ± 1.38	4.08 ± 0.71
1.54 atm	1.90 ± 0.41	20.57 ± 0.96	4.19 ± 0.54



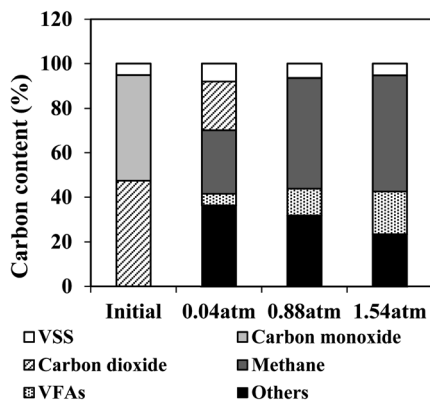
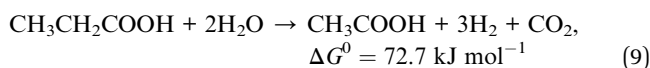
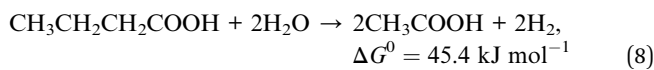


Fig. 5 Carbon balance analysis for the BFG fermentation by AGS at different P_{H_2} partial pressures on day 7.

feasible, low hydrogen concentration needs to be maintained during the degradation of propionate and butyrate.³⁷



In this study, VFAs degradation seemed to be inhibited at P_{H_2} up to 1.54 atm, which was mainly composed of acetic acid, butyric acid and valeric acid. Meanwhile, the remaining VFAs species and their concentrations under $P_{H_2} = 0.88$ atm were almost similar with those of the control. This observation suggests that proper exogenous hydrogen can improve the biomethanation of BFG by using AGS.

Carbon balance

To monitor the anaerobic process and compare the participation of the main substances related to BFG fermentation, the carbon balance was also analyzed in this work (Fig. 5). During the biomethanation of BFG using AGS, carbon from VSS of AGS and BFG (CO and CO_2) may be converted to products including methane, carbon dioxide, VFAs and other substances. As seen from Fig. 5, all CO under different tested conditions were consumed within 7 days, producing methane and VFAs as the major intermediate carbon products under higher P_{H_2} conditions (0.88 and 1.54 atm), and the percentage of methane-C was found to increase with the increase of P_{H_2} (around 28%, 49%, and 52% at 0.04 atm, 0.88 atm, and 1.54 atm, respectively). Noticeably, CO_2 was not fully utilized at P_{H_2} of 0.04 atm, most probably due to its insufficient hydrogen. Restated, a slight increase in methane production was detected under P_{H_2} of 1.54 atm in comparison to 0.88 atm, due to its higher accumulation of VFAs (19%) in the fermentation systems.

Conclusions

This work indicates that AGS possesses high potential for anaerobic conversion of CO from BFG to methane *via* VFAs (especially acetate) or H_2 as intermediates under mesophilic

conditions. By using the simulated BFG, the batch tests demonstrated that either CO or CO_2 from BFG could be effectively converted by supplying exogenous hydrogen under an appropriate P_{H_2} (0.88 atm in this study). Although P_{H_2} of 1.54 atm could rapidly convert carbon source in BFG to methane, the accumulation of VFAs implies that additional design and operation should be considered for the whole BFG fermentation system.

Conflicts of interest

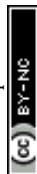
There are no conflicts exist.

Acknowledgements

This work was financially supported by JFE steel cooperation.

References

- 1 GIO (The Greenhouse Gas Inventory Office of Japan), *National Greenhouse Gas Inventory Report of JAPAN*, 2017.
- 2 K. Goto, H. Okabe, F. A. Chowdhury, S. Shimizu, Y. Fujioka and M. Onoda, *Int. J. Greenhouse Gas Control*, 2011, **5**, 1214–1219.
- 3 B. Molitor, H. Richter, M. E. Martin, R. O. Jensen, A. Juminaga, C. Mihalcea and L. T. Angenent, *Bioresour. Technol.*, 2016, **215**, 386–396.
- 4 X. Paubel, A. Cessou, D. Honore, L. Vervisch and R. Tsiava, *Proc. Combust. Inst.*, 2007, **31**, 3385–3392.
- 5 P. C. Munasinghe and S. K. Khanal, *Bioresour. Technol.*, 2010, **101**, 5013–5022.
- 6 E. Oelgeschläger and M. Rother, *Arch. Microbiol.*, 2008, **190**, 257–269.
- 7 W. H. Chen, M. R. Lin, T. S. Leu and S. W. Du, *Int. J. Hydrogen Energy*, 2011, **36**, 11727–11737.
- 8 S. Esquivel-Elizondo, A. G. Delgado, B. E. Rittmann and R. Krajmalnik-Brown, *Biotechnol. Biofuels*, 2017, **10**, 220.
- 9 Y. Rao, J. Wan, Y. Liu, I. Angelidaki, S. Zhang, Y. Zhang and G. Luo, *Water Res.*, 2018, **139**, 372–380.
- 10 M. Köpke, C. Mihalcea, F. Liew, J. H. Tizard, M. S. Ali, J. J. Conolly, B. Al-Sinawi and S. D. Simpson, *Appl. Environ. Microbiol.*, 2011, **77**, 5467–5475.
- 11 M. Balat, *Int. J. Hydrogen Energy*, 2008, **33**, 4013–4029.
- 12 G. Luo, W. Wang and I. Angelidaki, *Environ. Sci. Technol.*, 2013, **45**, 2006–2012.
- 13 E. C. Bugante, Y. Shimomura, T. Tanaka, M. Taniguchi and S. Oi, *J. Ferment. Bioeng.*, 1989, **67**, 419–421.
- 14 S. S. Navarro, R. Cimpioia, G. Bruant and S. R. Guiot, *Front. Microbiol.*, 2016, **7**, 1–13.
- 15 Y. Zhang, J. Liu, W. Ding and X. Lu, *Fuel*, 2011, **90**, 324–330.
- 16 S. Kim, K. Choi and J. Chung, *Int. J. Hydrogen Energy*, 2013, **38**, 3488–3496.
- 17 Y. Hu, X. Hao, D. Zhao and K. Fu, *Chemosphere*, 2015, **140**, 34–39.
- 18 C. W. Nam, K. A. Jung and J. M. Park, *Bioresour. Technol.*, 2016, **211**, 478–485.



- 19 S. Esquivel-Elizondo, A. G. Delgado, B. E. Rittmann and R. Krajmalnik-Brown, *Biotechnol. Biofuels*, 2017, **10**, 220.
- 20 C. F. Shen, N. Kosaric and R. Blaszczyk, *Appl. Microbiol. Biotechnol.*, 1993, **39**, 132–137.
- 21 F. A. Macleod, S. R. Guiot, J. W. Costerton and C. Hp, *Appl. Environ. Microbiol.*, 1990, **56**, 1598–1607.
- 22 Y. Liu, J. Wan, S. Han, S. Zhang and G. Luo, *Bioresour. Technol.*, 2016, **202**, 1–7.
- 23 S. R. Guiot, R. Cimpioia and G. Carayon, *Environ. Sci. Technol.*, 2011, **45**, 2006–2012.
- 24 Y. Zhang, Z. Zhang, K. Suzuki and T. Maekawa, *Biomass Bioenergy*, 2003, **25**, 427–433.
- 25 S. S. Navarro, R. Cimpioia, G. Bruant and S. R. Guiot, *Can. J. Microbiol.*, 2014, **60**, 407–415.
- 26 J. Sipma, P. N. L. Lens, A. J. M. Stams and G. Lettinga, *FEMS Microbiol. Ecol.*, 2003, **44**, 271–277.
- 27 L. Maya-Altamira, A. Baun, I. Angelidaki and J. E. Schmidt, *Water Res.*, 2008, **42**, 2195–2203.
- 28 J. Sipma, R. J. W. Meulepas, S. N. Parshina, A. J. M. Stams, G. Lettinga and P. N. L. Lens, *Appl. Microbiol. Biotechnol.*, 2004, **64**, 421–428.
- 29 H. Heiskanen, I. Virkajärvi and L. Viikari, *Enzyme Microb. Technol.*, 2007, **41**, 362–367.
- 30 L. Appels, J. Baeyens, J. Degreève and R. Dewil, *Prog. Energy Combust. Sci.*, 2008, **34**, 755–781.
- 31 M. Braun and G. Gottschalk, *Zentralblatt für Bakteriologie Mikrobiologie und Hygiene: I. Abt. Originale C: Allgemeine, angewandte und ökologische Mikrobiologie*, 1982, **3**, 368–376.
- 32 A. T. Johns, *J. Gen. Microbiol.*, 1952, **6**, 123–127.
- 33 Y. Jing, S. Campanaro, P. Kougiyas, L. Treu, I. Angelidaki, S. Zhang and G. Luo, *Water Res.*, 2017, **126**, 19–28.
- 34 R. Z. Gaur and S. Suthar, *J. Cleaner Prod.*, 2017, **164**, 557–566.
- 35 G. Luo, S. Johansson, K. Boe, L. Xie, Q. Zhou and I. Angelidaki, *Biotechnol. Bioeng.*, 2012, **109**, 1088–1094.
- 36 A. Pauss, G. Andre, M. Perrier and S. R. Guiot, *Appl. Environ. Microbiol.*, 1990, **56**, 1636–1644.
- 37 V. Siritwongrungson, R. J. Zeng and I. Angelidaki, *Water Res.*, 2007, **41**, 4204–4210.

