

Vonoprazan prevents low-dose aspirin-associated ulcer recurrence: randomised phase 3 study

著者別名	溝上 裕士
journal or publication title	Gut
volume	67
number	6
page range	1033-1041
year	2018-06
権利	Open Access This is an Open Access article distributed in accordance with the Creative Commons Attribution Non Commercial (CC BY-NC 4.0) license, which permits others to distribute, remix, adapt, build upon this work non-commercially, and license their derivative works on different terms, provided the original work is properly cited and the use is non-commercial. See: http://creativecommons.org/licenses/by-nc/4.0/ (C) Article author(s) (or their employer(s) unless otherwise stated in the text of the article) 2018. All rights reserved. No commercial use is permitted unless otherwise expressly granted.
URL	http://hdl.handle.net/2241/00152988

doi: 10.1136/gutjnl-2017-314852



OPEN ACCESS

ORIGINAL ARTICLE

Vonoprazan prevents low-dose aspirin-associated ulcer recurrence: randomised phase 3 study

Takashi Kawai,¹ Kazunori Oda,² Nobuo Funao,² Akira Nishimura,² Yasushi Matsumoto,³ Yuji Mizokami,⁴ Kiyoshi Ashida,⁵ Kentaro Sugano⁶

► Additional material is published online only. To view please visit the journal online (<http://dx.doi.org/10.1136/gutjnl-2017-314852>).

¹Endoscopy Center, Tokyo Medical University Hospital, Tokyo, Japan

²Takeda Development Center, Takeda Pharmaceutical Company Ltd, Osaka, Japan

³Department of Neuroendovascular Therapy, Kohnan Hospital, Sendai, Miyagi, Japan

⁴Endoscopic Center, University of Tsukuba Hospital, Tsukuba, Ibaraki, Japan

⁵Department of Gastroenterology, Otowa Hospital, Kyoto, Japan

⁶Department of Medicine, Division of Gastroenterology, Jichi Medical University, Tochigi, Japan

Correspondence to

Professor Takashi Kawai, Endoscopy Center, Tokyo Medical University Hospital, Tokyo 160-0023, Japan; t-kawai@tokyo-med.ac.jp

Received 13 July 2017

Revised 22 October 2017

Accepted 5 November 2017

Published Online First

1 December 2017

ABSTRACT

Objective Compare efficacy and safety of vonoprazan and lansoprazole for secondary prevention of low-dose aspirin (LDA)-associated peptic ulcers in a 24-week study and long-term extension therapy in separate study.

Design Double-blind, randomised, non-inferiority study; single-blind extension study at 104 Japanese sites, including 621 patients (439 in extension) with a history of peptic ulcers who required long-term LDA therapy. Randomised (1:1:1, computer generated) patients

received lansoprazole 15 mg (n=217), vonoprazan 10 mg (n=202) or vonoprazan 20 mg (n=202) once daily for 24 weeks (double blind) and ≤ 2 years (extension). The following measurements were made: 24-week (primary outcome; double blind) and 12-week peptic ulcer recurrence rate, 24-week GI bleeding rate, cumulative incidences of peptic ulcer recurrence and GI bleeding, treatment-emergent adverse events, laboratory results, serum gastrin and pepsinogen I/II concentrations.

Results The 24-week peptic ulcer recurrence rate was 2.8%, 0.5% and 1.5% in the lansoprazole 15 mg, vonoprazan 10 mg and vonoprazan 20 mg groups, respectively. Vonoprazan was non-inferior (Farrington and Manning test: margin 8.7%, significance level 2.5%) to lansoprazole. In the post hoc analyses of the extension study, peptic ulcer recurrence rates were significantly lower with vonoprazan 10 mg (log-rank test, $P=0.039$), but not vonoprazan 20 mg ($P=0.260$), compared with lansoprazole 15 mg. GI bleeding rates were higher with lansoprazole compared with two doses of vonoprazan in both 24-week study and extension study.

Conclusion Vonoprazan (10 and 20 mg) was as effective as lansoprazole (15 mg) in preventing peptic ulcer recurrence during LDA therapy, had a similar long-term safety profile and was well tolerated.

Trial registration numbers NCT01452763; NCT01456247.

INTRODUCTION

Low-dose aspirin (LDA) is commonly used to prevent the formation of thrombi in patients with ischaemic heart or cerebrovascular diseases. Even at low doses, however, aspirin can cause GI mucosal injury by inhibiting the biosynthesis of intrinsic prostaglandin.¹ The discontinuation of LDA can increase the risk of cerebral/cardiovascular events.²⁻⁴ The guideline recommended that LDA be continued in patients with a risk factor of those events⁵; other guidelines have made similar suggestions^{6,7}; however, continuing LDA may contribute

Significance of this study

What is already known on this subject?

- Due to the increase of cardiovascular diseases with the ageing population, the frequency of antithrombotic prescriptions, including aspirin, is increasing, thereby leading to an elevated risk of GI bleeding.
- Since temporary cessation of antithrombotics increases the risk of mortality, ulcer prevention is important during aspirin therapy.
- Proton pump inhibitor (PPI) is recommended for the prevention of aspirin-related GI adverse events (AEs); however, several days are necessary to achieve a maximal effect and the effect varies depending on the genetic type of CYP2C19 genes.

What are the new findings?

- Based on the different modes of action of vonoprazan compared with conventional PPI and its high level antacid effect, vonoprazan showed equivalent efficacy compared with lansoprazole.
- Long-term administration of vonoprazan is well tolerated, and 10 mg can be recommended as a clinical dose.

How might it impact on clinical practice in the foreseeable future?

- Vonoprazan is effective for preventing low-dose aspirin-related GI AEs with stable effects, and it can be considered as a new treatment option.

to increasing the chances of rebleeding. Therefore, it is clinically important to prevent mucosal injury while continuing administration of LDA.

Although proton pump inhibitors (PPIs) are indicated for prevention of gastric or duodenal (peptic) ulcer recurrence during LDA administration, some patients experience ulcer recurrence,^{8,9} indicating that secondary prevention cannot be completely achieved.

Vonoprazan is a novel potassium-competitive acid blocker developed by Takeda Pharmaceutical Company. Vonoprazan inhibits H⁺, K⁺-ATPase in gastric parietal cells at the final stage of the acid secretory pathway in a K⁺-competitive and reversible manner.^{10,11} From a clinical perspective, vonoprazan has a number of advantages over PPIs. For



► <http://dx.doi.org/10.1136/gutjnl-2017-315252>



To cite: Kawai T, Oda K, Funao N, *et al.* *Gut* 2018;**67**:1033–1041.

example, vonoprazan does not require an acidic environment for activation and is acid stable,¹² eliminating the need for an enteric-coated formulation. Whereas PPIs require approximately 3–5 days to achieve maximal inhibition of gastric H⁺, K⁺-ATPase,¹³ vonoprazan exerts a near-maximum inhibitory effect from the first dose and remains effective for 24 hours^{14–15}. Vonoprazan provides potent and long-lasting inhibition of gastric acid secretion,^{10–11–14–16} and its efficacy is therefore expected to be superior to that of PPIs. In a phase 2 study, vonoprazan (5–40 mg once daily) was highly effective and non-inferior to lansoprazole 30 mg for the treatment of erosive oesophagitis.¹⁷ However, there have been no studies comparing the efficacy of vonoprazan and PPIs for secondary prevention of LDA-induced ulcers in patients with a history of peptic ulcer.

Against this background, a randomised, double-blind, non-inferiority phase 3 study with single-blind extension study was conducted to investigate the efficacy and safety of vonoprazan for prevention of ulcer recurrence in patients with a history of peptic ulcer who required long-term LDA therapy for cardiovascular and cerebrovascular protection.

MATERIALS AND METHODS

Design overview

This was a multicenter, randomised, double-blind, double-dummy, active-controlled, parallel-group, non-inferiority phase 3 study to compare the efficacy and safety of vonoprazan and lansoprazole for the prevention of recurrent peptic ulcers in patients who required long-term LDA therapy. The 24-week study was conducted between October 2011 and April 2013 at 104 medical institutions across Japan. The double-blind study was followed by a single-blind, parallel-group extension study in which consenting patients continued lansoprazole or vonoprazan for up to 2 years to evaluate safety and efficacy during long-term treatment. The extension study was conducted between March 2012 and October 2013 at 99 of the original study sites. All patients provided written informed consent to participate.

Participants

Patients were enrolled if they met the following criteria: male or female outpatients ≥ 20 years of age, endoscopically confirmed history of peptic ulcer before study start and required long-term LDA therapy during the treatment period to prevent the formation of thrombi related to chronic disease (eg, ischaemic heart or cerebrovascular disease).

Patients were excluded if they had: active peptic ulcer or bleeding endoscopically confirmed at the screening visit, current or past history of aspirin-induced asthma, history of surgery or a planned operation affecting gastric acid secretion (eg, upper GI tract resection, vagotomy), current or past history of Zollinger-Ellison syndrome or other gastric acid hypersecretion disorders, clinically significant liver or kidney disorder, including liver tests demonstrating aspartate aminotransferase/alanine aminotransferase values >2.5 times the upper limit of normal (ULN), total bilirubin >2.0 times the ULN or creatinine levels >2.0 mg/dL or history of malignancy within 5 years before screening.

Randomisation and intervention

The 15 mg dose of lansoprazole was selected as in Japan that is the only dose which is approved for prevention of LDA-induced ulcer recurrence.

Vonoprazan doses of 10 mg and 20 mg were selected based on results from a dose-ranging study conducted in Japanese patients with erosive oesophagitis where the non-inferiority of

vonoprazan (at doses of 5, 10, 20 and 40 mg) to lansoprazole 30 mg was demonstrated.¹⁷

Patients were randomly assigned to receive lansoprazole 15 mg, vonoprazan 10 mg or vonoprazan 20 mg orally once daily in a 1:1:1 ratio according to a unique computer-generated number sequence for study medication, which was preassigned to each study site before the start of treatment. A double-dummy method, using matching vonoprazan placebo and lansoprazole placebo, was used to maintain blinding and ensure that all patients followed the same treatment regimen. Administration of LDA at a dose of 81–324 mg/day was to have been started by the start of treatment. After termination of the double-blind phase, patients were invited to participate in the extension phase during which they continued to receive the same study medication in single-blind fashion for up to 2 years.

Outcomes and measurements

The primary endpoint of the double-blind study was the rate of peptic ulcer recurrence during the 24-week treatment period. Ulcer was defined as a mucosal defect with white coat of 3 mm or large, measured using endoscopic forceps. The secondary endpoints were the rate of peptic ulcer recurrence within 12 weeks, the rate of occurrence of bleeding in the stomach or duodenum (based on modified Forrest classification,¹⁸ cases classified as I or II were reported as bleedings) and the time to peptic ulcer recurrence. Endoscopic findings (for ulcer scarring and recurrence) were investigated independently and blindly by Central Evaluation Committee consisting of two endoscopists.

Safety was assessed on the basis of treatment-emergent adverse events (TEAEs), laboratory test results, ECG findings, vital signs, serum gastrin concentrations and serum pepsinogen I and II concentrations by RI/PEG method. CYP2C19 gene typing were determined by using InvaderPlus (Hologic, Marlborough, Massachusetts, USA)

In the extension study, the primary endpoint was the incidence of TEAEs. Safety was assessed in the same manner as in the double-blind study. The secondary efficacy endpoint was the rate of peptic ulcer recurrence. Additional secondary endpoints were the rate of occurrence of bleeding in the stomach or duodenum and time to peptic ulcer recurrence. The time to bleeding occurrence was defined as a post hoc endpoint.

Follow-up procedures

Follow-up endoscopy was scheduled at 12 and 24 weeks of treatment. Non-scheduled endoscopy was performed if patients were suspected of having symptoms associated with ulcer onset. Every 4 weeks, clinical laboratory tests (chemistry, haematology and urinalysis) were performed, vital signs were checked, serum gastrin and pepsinogen I/II levels were measured and adherence checks were conducted. Adverse events were monitored continuously throughout the study.

Statistical analysis

A previous phase 3 study evaluating lansoprazole for prevention of ulcer recurrence during LDA therapy in Japanese subjects reported that the proportion of patients with recurrent peptic ulcer during the 24-week treatment period was 1.8%⁸; this same proportion was assumed for lansoprazole and vonoprazan in the current study. Sample size was estimated to ensure a statistical power of 90% to detect non-inferiority between each vonoprazan group and the lansoprazole group using a Farrington and Manning non-inferiority test¹⁹ with a non-inferiority margin of 8.7% (half the value of the treatment difference between

lansoprazole 15 mg and gefarnate observed in the above-mentioned phase 3 study⁸). Assuming a dropout rate of 20% after randomisation, 210 randomised patients per group (630 total patients) were required to detect non-inferiority of vonoprazan to lansoprazole. In the extension study, 450 patients (150 per group) were planned for evaluation of safety.

Analyses were conducted on the full analysis set (FAS), defined as all patients who were randomised and received one or more doses of study medication.

For the primary endpoint (proportion of patients with peptic ulcer recurrence during the 24-week treatment period), the non-inferiority of vonoprazan 10 mg and 20 mg to lansoprazole 15 mg was tested using the Farrington and Manning test with a non-inferiority margin of 8.7% at a significance level of 2.5%. A closed testing procedure was used for multiplicity adjustment in the tests. Superiority could be claimed if the upper limit of the two-sided 95% CI of the difference between groups was greater than zero. The other tests were performed at a significance level of 5%. In the extension study, the cumulative incidences of peptic ulcer recurrence and occurrences of bleeding in the stomach or duodenum were calculated by the Kaplan-Meier method.

In the safety analysis set (defined as all patients who received study medication), the frequency distribution of TEAEs was provided for each treatment group. For continuous variables, descriptive statistics were used to summarise observed values and changes from baseline by treatment group for each visit. For categorical variables, shift tables were provided for each treatment group showing the number of patients in each category at baseline and at each post-baseline visit.

Analyses were conducted using SAS V.9.2 software.

Role of the funding source

Takeda Pharmaceutical Company Ltd. (the Sponsor) and its contractor provided all financial and material support for the study design, data collection, data analysis, data interpretation, and preparation and review of manuscripts. The Sponsor was also responsible for consulting with the authors and members of the study group about the study design and study monitoring.

RESULTS

Study patients

Of 809 patients screened, 621 patients were randomised to treatment (figure 1); these patients comprise both the FAS and safety analysis set. The remaining 188 patients were excluded mainly for failing to meet the inclusion criteria (n=152) or voluntary withdrawal (n=24). All randomised patients received study medication and 574 patients completed the double-blind study. Of the 47 patients who discontinued the study prematurely, most were because of adverse events (n=29) or voluntary withdrawal (n=12). Among the patients who completed the double-blind study, 439 entered the extension study, which was originally planned to enrol 140 patients in each arm. Out of 439 patients, 405 completed treatment. Among the 34 patients who discontinued treatment (11, 12 and 11 patients in the lansoprazole 15 mg, vonoprazan 10 mg and vonoprazan 20 mg groups, respectively), the main reasons were adverse events (n=22) or voluntary withdrawal (n=7).

There were no clinically meaningful differences among treatment groups in patient characteristics at baseline (table 1). Adherence with study medication was high across all treatment groups (>99%). The median duration of exposure was approximately 52 weeks (overall range 2–684 days (<1 to 98 weeks)) in all treatment groups.

Efficacy

In the FAS population, the proportion of patients with endoscopically confirmed recurrent peptic ulcer during the 24-week treatment period (primary endpoint) was higher in the lansoprazole 15 mg group (2.8%; 6 of 213 patients) than in the vonoprazan 10 mg (0.5%; 1 of 197 patients) and vonoprazan 20 mg groups (1.5%; 3 of 196 patients). The differences in recurrence rate between the lansoprazole 15 mg group and the vonoprazan 10 mg and 20 mg groups were –2.3% (95% CI –4.743 to 0.124) and –1.3% (95% CI –4.095 to 1.523), respectively. The non-inferiority of vonoprazan to lansoprazole 15 mg was verified (Farrington and Manning test; $P < 0.001$ for each group). The differences in recurrence rates between vonoprazan 10 mg and lansoprazole 15 mg (–2.3%) and between vonoprazan 20 mg and lansoprazole 15 mg (–1.3%) were not statistically significant for superiority.

The proportions of patients with recurrent peptic ulcer confirmed by endoscopy at 12 weeks (secondary endpoint) were 0.9%, 0.5% and 0.5% for patients treated with lansoprazole 15 mg, vonoprazan 10 mg and vonoprazan 20 mg, respectively, and the between-group differences were not statistically significant for superiority. However, the proportion of patients with bleeding in the stomach or duodenum during the 24-week treatment period (secondary endpoint) was significantly higher in the lansoprazole 15 mg group (2.9%) compared with the vonoprazan 10 mg (0%) and vonoprazan 20 mg (0%) groups (difference –2.9% (95% CI –5.135 to –0.607) for each group).

In exploratory subgroup analyses, the incidence of peptic ulcer recurrence during 24 weeks of treatment with vonoprazan 10 mg or 20 mg was lower than or similar to that with lansoprazole 15 mg, regardless of patient *Helicobacter pylori* status, CYP2C19 genotype, age, smoking status, alcohol consumption status or presence/absence of treatment with other oral antithrombotic drugs (table 2).

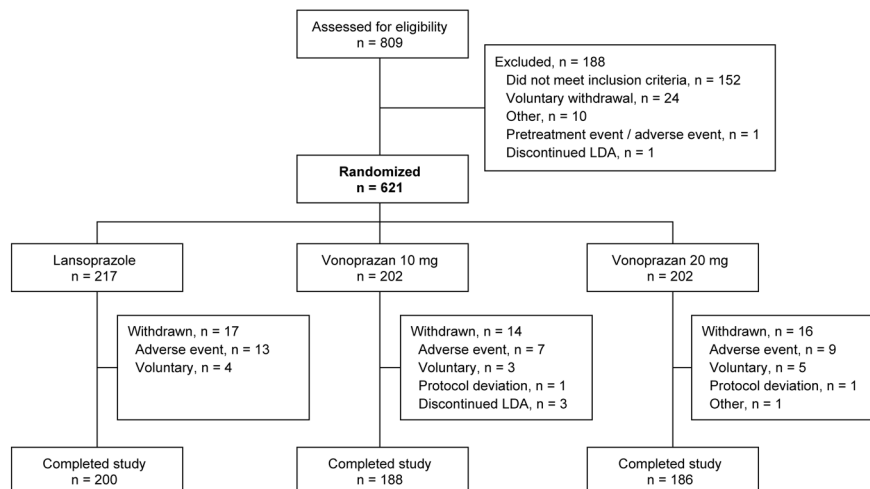
In the post hoc analyses of the double-blind study, when the incidence of gastric or duodenal bleeding was stratified by the presence/absence of treatment with oral antithrombotic drugs during the 24-week treatment period, bleeding incidence was higher with oral antithrombotic drugs in lansoprazole 15 mg at 4.4%, but the incidence was 1.7% without oral antithrombotic drugs. Bleeding incidence among those received oral antithrombotic drugs were 0.0% in both vonoprazan 10 mg and 20 mg (difference –4.4% (95% CI –8.702 to –0.187) for each group) and the between-group differences were statistically significant for superiority (Wald test, $P = 0.0408$). Statistical significance between lansoprazole 15 mg and both vonoprazan 10 mg and 20 mg were observed by Wald test ($P = 0.0408$).

In the post hoc analyses of the extension study, the cumulative incidence of peptic ulcer recurrence, as calculated by the Kaplan-Meier method, was significantly lower with vonoprazan 10 mg (log-rank test, $p = 0.039$), but not vonoprazan 20 mg ($p = 0.260$), compared with lansoprazole 15 mg. Ulcer recurrences were limited to gastric ulcers. The cumulative incidence of bleeding in the stomach or duodenum, as calculated by the Kaplan-Meier method (post hoc), was significantly lower with both vonoprazan 10 mg (log-rank test, $p = 0.018$) and vonoprazan 20 mg ($p = 0.019$) compared with lansoprazole 15 mg (figure 2A, B).

Safety

Across the double-blind and extension studies, the incidences of TEAEs, adverse events for which a causal relationship with study medication could not be eliminated, and adverse events leading to drug discontinuation were similar between treatment

A. 24-Week Study



B. Extension Study

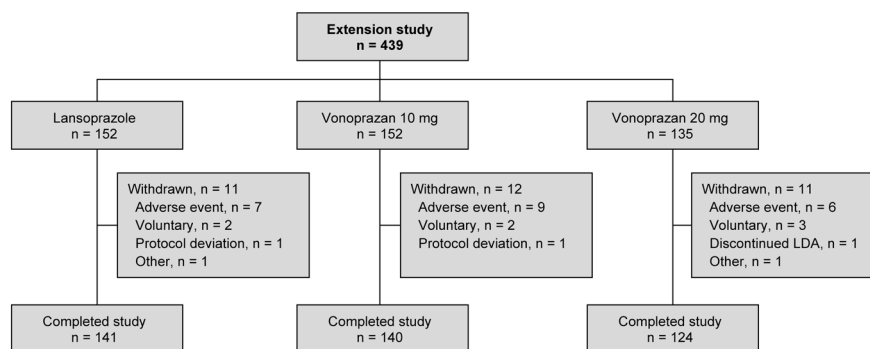


Figure 1 Patient disposition in the double-blind and extension studies. (A) 24-Week study. (B) Extension study. The patients completed the double-blind study were enrolled consecutively until the enrolments reached the targeted number of patient. By then, the enrolment was ended. LDA, low-dose aspirin.

groups (table 3). The number of serious adverse events for which a causal relationship to study medication could not be eliminated was low (1.4% in the lansoprazole 15 mg group, 2.0% in the vonoprazan 10 mg and vonoprazan 20 mg groups; table 3). In the lansoprazole 15 mg group, there were three such events in three patients (one case each of acute pancreatitis, cervical adenocarcinoma and acute renal failure). In the vonoprazan 10 mg group, there were five events in four patients (one case each of acute pancreatitis, large intestine polyp, cholelithiasis, thrombotic cerebral infarction and diabetic neuropathy). In the vonoprazan 20 mg group, there were four events in four patients (two cases of gastric cancer and one case each of enterocolitis and oral fibroma). One death due to cardiac failure occurred in the vonoprazan 10 mg group, but this was considered unrelated to study medication.

The most common TEAEs reported in patients (irrespective of causal relationship to study medication) occurred at similar rates in each group and included nasopharyngitis (approximately 30%)

and constipation (approximately 7%) (table 3). The incidence of diarrhoea was lower in both vonoprazan groups (7.4%–9.4%) than in the lansoprazole group (12%) (table 3). Most adverse events were classified as mild or moderate in intensity ($\geq 98.5\%$ in each group). The incidence of fracture was similar in all treatment groups. There was no report of *Clostridium difficile* infection in either the double-blind or extension study (table 3). GI carcinomas were identified in one patient (0.5%) treated with lansoprazole, three patients (1.5%) treated with vonoprazan 10 mg and six patients (3.0%) treated with vonoprazan 20 mg (table 3). There were no cardiovascular events in the 120 patients who concomitantly received clopidogrel and LDA.

No clinically significant changes were observed in vital signs, haematology tests, serum chemistry, or urinalysis before and after treatment for any group. Serum gastrin levels increased from baseline in all groups after 4 weeks of treatment and increased moderately thereafter up to 52 weeks of treatment (figure 3). Serum gastrin levels were higher with vonoprazan 10 mg and

Table 1 Patient characteristics at baseline

Characteristic	Lansoprazole 15 mg (n=217)	Vonoprazan 10 mg (n=202)	Vonoprazan 20 mg (n=202)
Age, mean (SD) years	68.3 (9.06)	68.9 (8.02)	69.1 (7.18)
Gender, n (%)			
Male	178 (82.0)	166 (82.2)	163 (80.7)
Female	39 (18.0)	36 (17.8)	39 (19.3)
BMI, mean (SD) kg/m ²	24.48 (3.234)	24.40 (3.395)	23.68 (3.334)
Current or ex-smoker, n (%)	168 (77.4)	158 (78.2)	161 (79.7)
Alcohol consumption, n (%)	120 (55.3)	128 (63.4)	118 (58.4)
Underlying disease, n (%)			
Ischaemic heart disease	136 (62.7)	121 (59.9)	119 (58.9)
Ischaemic cerebrovascular disorder	71 (32.7)	76 (37.6)	80 (39.6)
Other	39 (18.0)	44 (21.8)	49 (24.3)
<i>Helicobacter pylori</i> status, n (%)			
Negative	127 (59.6)	118 (58.4)	119 (59.2)
Positive	86 (40.4)	84 (41.6)	82 (40.8)
CYP2C19 polymorphism, n (%)			
Extensive metaboliser	187 (87.0)	163 (81.5)	160 (79.6)
Poor metaboliser	28 (13.0)	37 (18.5)	41 (20.4)
Dosage of long-term LDA, n (%)			
100 mg/day (or 81 mg/day aspirin/dialuminate)	209 (96.3)	194 (96.0)	193 (95.5)
200 mg/day (or 162 mg/day aspirin/dialuminate)	8 (3.7)	8 (4.0)	9 (4.5)
Other antithrombotic drug*, n (%)	91 (41.9)	85 (42.1)	81 (40.1)

*Clopidogrel, warfarin, ticlopidine or others (additional analysis).

BMI, body mass index; CYP, cytochrome P450; LDA, low-dose aspirin.

20 mg compared with lansoprazole 15 mg, and the degree of increase with vonoprazan was dose dependent. In post hoc analyses of the extension study, *H. pylori* status and ulcer incidence among patients with serum gastrin level of over 500 pg/mL were comparable in all groups (see Appendix table 1 in the online Supplementary file 1).

Pepsinogen I and II concentrations increased at week 4 in all treatment groups and remained stable through week 52, as did the pepsinogen I/II ratio (figure 3). The increase of pepsinogen I and II is observed by lansoprazole as well, though the increase was smaller compared with vonoprazan treatments.

Table 2 Incidence of recurrent peptic ulcer during 24 weeks of treatment in subgroups stratified by baseline characteristics

Characteristic	Recurrence rate, % (n/N)		
	Lansoprazole 15 mg	Vonoprazan 10 mg	Vonoprazan 20 mg
<i>Helicobacter pylori</i> status			
Negative	3.3 (4/123)	0.9 (1/114)	2.6 (3/116)
Positive	2.3 (2/86)	0 (0/83)	0 (0/79)
CYP2C19 genotype			
Extensive metaboliser	2.7 (5/184)	0.6 (1/162)	1.3 (2/155)
Poor metaboliser	3.6 (1/28)	0 (0/35)	2.4 (1/41)
Age			
<65 years	1.4 (1/69)	1.9 (1/53)	0 (0/50)
≥65 to <75 years	2.2 (2/90)	0 (0/91)	2.0 (2/99)
≥75 years	5.6 (3/54)	0 (0/53)	2.1 (1/47)
Smoking status			
Current or ex-smoker	1.8 (3/165)	0.6 (1/155)	1.9 (3/155)
Never smoker	6.3 (3/48)	0 (0/42)	0 (0/41)
Alcohol consumption status			
Drinker	1.7 (2/119)	0.8 (1/126)	0.9 (1/117)
Never drink	4.3 (4/94)	0 (0/71)	2.5 (2/79)
Oral antithrombotic drug*			
Yes	2.2 (2/91)	0 (0/83)	2.5 (2/79)
No	3.3 (4/122)	0.9 (1/114)	0.9 (1/117)

*Additional analysis.

CYP, cytochrome P450.

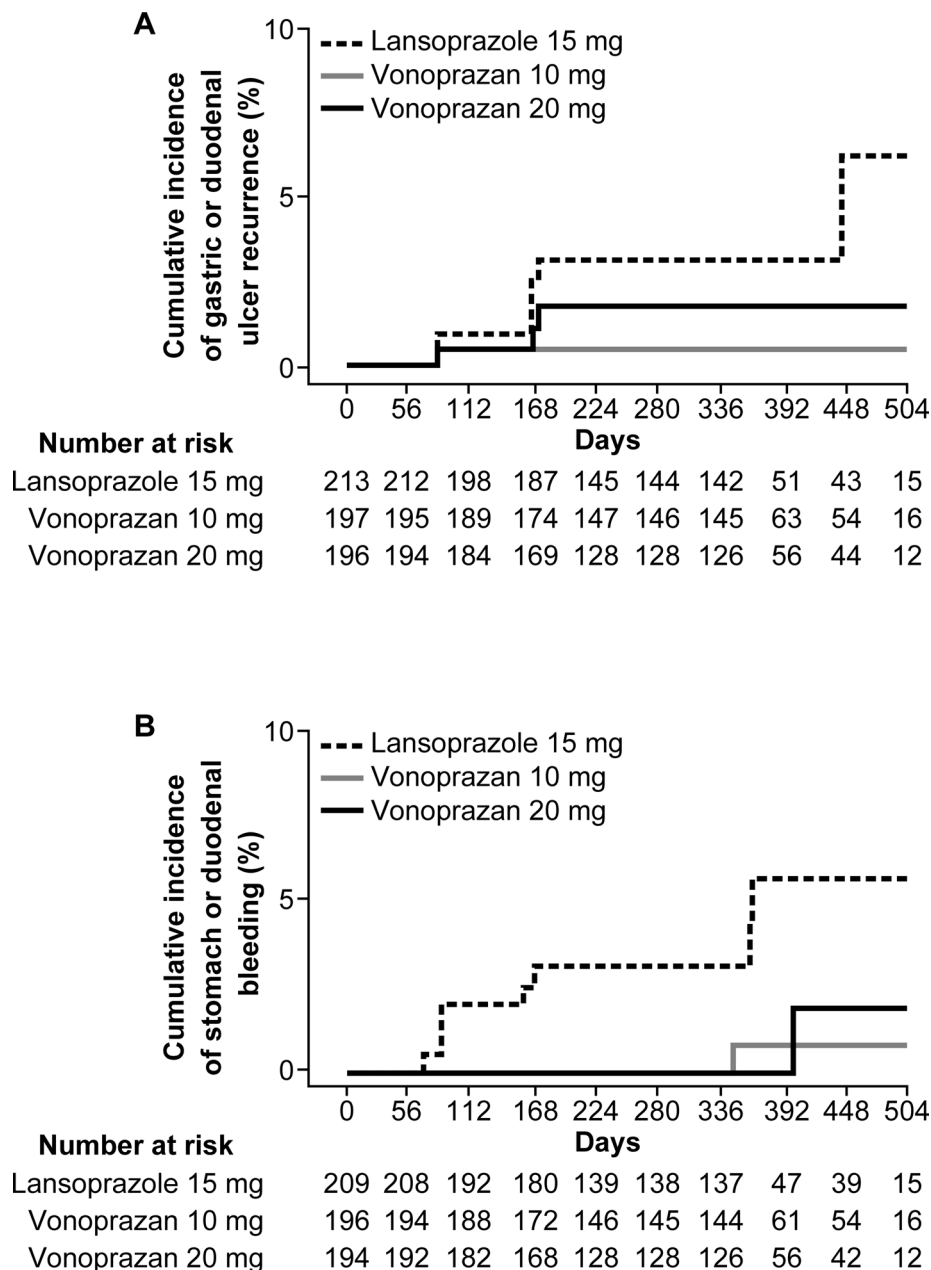


Figure 2 Kaplan-Meier estimates of the cumulative incidence of (A) peptic ulcer recurrence and (B) bleeding in the stomach or duodenum in patients treated with lansoprazole 15 mg (dotted line), vonoprazan 10 mg (solid line) or vonoprazan 20 mg (thick solid line). The numbers of patients at risk for each treatment group are shown in [table 1](#).

DISCUSSION

This is the first study to assess the safety and efficacy of vonoprazan for the prevention of peptic ulcer recurrence in patients receiving long-term LDA therapy. The double blind, randomised phase of the study demonstrated that vonoprazan 10 mg and 20 mg were non-inferior to lansoprazole 15 mg in the prevention of peptic ulcer recurrence over 24 weeks of treatment. The protective effect of vonoprazan was long lasting, as demonstrated by the low cumulative incidence of both peptic ulcer recurrence and bleeding of the stomach/duodenum during the long-term (up to 2 years) extension study, and there were relatively few safety concerns associated with vonoprazan. Although concern has previously been noted that long-term PPI administration may cause decreased absorption of vitamin B12, calcium and/or magnesium, in our study there was no fluctuation in the

serum levels during the prolonged study period. Together, these results indicate that vonoprazan is an effective alternative treatment to PPIs for secondary prevention of peptic ulcer in patients who require LDA therapy for cardiovascular or cerebrovascular protection.

Patients enrolled in this study had a history of peptic ulcer and were receiving long-term LDA therapy to prevent the formation of thrombi; therefore, the patients were at high risk of ulcer recurrence. However, the proportions of patients with recurrent peptic ulcer during 24 weeks of treatment were low in all three groups (2.8%, 0.5% and 1.5% in the lansoprazole 15 mg, vonoprazan 10 mg and vonoprazan 20 mg groups, respectively), reflecting the efficacy of all three treatment regimens. Non-inferiority of each vonoprazan dose to lansoprazole was verified; however, despite the lower rates of peptic ulcer

Table 3 Summary of treatment-emergent adverse events (TEAEs) during both the double-blind and extension studies

	Lansoprazole 15 mg (n=217)		Vonoprazan 10 mg (n=202)		Vonoprazan 20 mg (n=202)	
	Events, n	Patients, n (%)	Events, n	Patients, n (%)	Events, n	Patients, n (%)
Summary of TEAEs						
Any adverse event	716	184 (84.8)	650	177 (87.6)	637	176 (87.1)
Causal relationship to study drug could not be eliminated	73	53 (24.4)	45	33 (16.3)	55	39 (19.3)
Leading to study discontinuation	21	20 (9.2)	19	16 (7.9)	15	15 (7.4)
Serious adverse events (including deaths)	39	32 (14.7)	43	33 (16.3)	38	32 (15.8)
Causal relationship to study drug could not be eliminated	3	3 (1.4)	5	4 (2.0)	4	4 (2.0)
Deaths	0	0	1	1 (0.5)	0	0
TEAEs of special interest						
Fracture*	3	3 (1.4%)	7	7 (3.5%)	5	5 (2.5%)
<i>Clostridium difficile</i> infection†	0	0	0	0	0	0
GI carcinoma‡	1	1 (0.5%)	3	3 (1.5%)	6	6 (3.0%)
TEAEs reported by ≥5% of patients in any group						
Nasopharyngitis		68 (31.3)		60 (29.7)		63 (31.2)
Diarrhoea		26 (12.0)		15 (7.4)		19 (9.4)
Constipation		16 (7.4)		13 (6.4)		17 (8.4)
Upper respiratory tract inflammation		10 (4.6)		12 (5.9)		13 (6.4)
Fall		13 (6.0)		11 (5.4)		8 (4.0)
Back pain		5 (2.3)		8 (4.0)		16 (7.9)
Elevated creatine phosphokinase		10 (4.6)		8 (4.0)		11 (5.4)
Contusion		14 (6.5)		7 (3.5)		7 (3.5)
Hypertension		7 (3.2)		8 (4.0)		10 (5.0)
Gastroenteritis		6 (2.8)		10 (5.0)		8 (4.0)
Eczema		7 (3.2)		10 (5.0)		5 (2.5)

*Preferred terms: foot fracture, spinal compression fracture, femur fracture, hand fracture, humerus fracture, lower limb fracture, radius fracture, rib fracture, spinal fracture.

†Preferred terms: Clostridia infections, *C. difficile* bacillaemia, Clostridium colitis, *C. difficile* colitis, *C. difficile* infection, *C. difficile* sepsis, Clostridia test positive, Clostridia enterogastritis, pseudomembranous colitis.

‡Preferred terms: gastric cancer, oesophageal carcinoma, adenocarcinoma gastric.

recurrence in patients receiving vonoprazan, superiority over lansoprazole could not be demonstrated in the 24-week study. During long-term treatment, however, vonoprazan was observed to have lower rates of ulcer recurrence compared with lansoprazole. In addition, both doses of vonoprazan were significantly more effective than lansoprazole at preventing bleeding of the stomach/duodenum during long-term treatment. The results achieved with vonoprazan compare favourably with those reported previously for lansoprazole 15 mg⁸ and are in line with those reported for esomeprazole 20 mg²⁰ and rabeprazole 5 mg and 10 mg²¹ in similarly designed studies conducted in similar patient populations.

In addition to oral administration of non-steroidal anti-inflammatory drugs (NSAIDs), confirmed or possible risk factors for ulcer occurrence include history of ulcer, advanced age, *H. pylori* infection, smoking, alcohol intake and concomitant use of anticoagulant therapy.² Patients enrolled in the current study had a confirmed history of ulcer and potentially one or more additional risk factors. For example, the mean age of enrolled patients was approximately 69 years and nearly 80% were current or ex-smokers. Approximately, 40% of patients were positive for *H. pylori* and about 40% were receiving other antithrombotic drug therapy in addition to LDA. These risk factors could be attributed to the study design using PPI, which is expected to have high efficacy, as an active comparator for the study, unlike previous studies conducted using mucosal-protective drugs.^{8 20 21} Despite these risk factors, analysis of the primary endpoint in patient subgroups defined by baseline characteristics revealed a consistent effect of vonoprazan on ulcer recurrence, with recurrence rates for vonoprazan 10 mg and 20 mg similar to or lower

than those for lansoprazole 15 mg within each subgroup. There were studies reporting the GI bleeding incidence rise in proportion to the numbers of antithrombotics prescribed.^{22 23} Therefore, it is of note that in this study, stomach/duodenal bleeding incidence in lansoprazole 15 mg group after 24 weeks was 1.7% without using antithrombotics with LDA alone, but was 4.4% with additional antithrombotics use, and increasing tendency was observed in post hoc analyses of the double-blind study although no clinically significant bleeding occurred in the endoscopically confirmed cases. Our study was not designed to evaluate clinically important GI bleeding, therefore these results should be interpreted with caution. However, vonoprazan may offer some advantage on bleeding, such as GI bleeding, which is a harder GI endpoint, considering the significant reduction in endoscopic stigmata of bleeding.

Vonoprazan was well tolerated in the study. During long-term treatment, the safety profiles of the 10 mg and 20 mg doses were similar to that of lansoprazole 15 mg. Recent systematic reviews and meta-analyses have suggested a relationship between PPI use and increased risk of fracture²⁴ and/or gastroenteritis infections induced by *C. difficile*.^{25 26} In the current study, the incidence of fracture was similar in all three treatment groups and no cases of gastroenteritis infections due to *C. difficile* were observed.

Long-term use of PPIs has also been associated with a potentially increased risk of GI cancer, possibly related to hypergastrinaemia, although the relationship is questionable.²⁷⁻³⁰ The two patients in 20 mg group who were reported with carcinoma were identified by the Central Evaluation Committee for being diagnosed retrospectively with cancer before the study drug administration. In the study of vonoprazan administered during

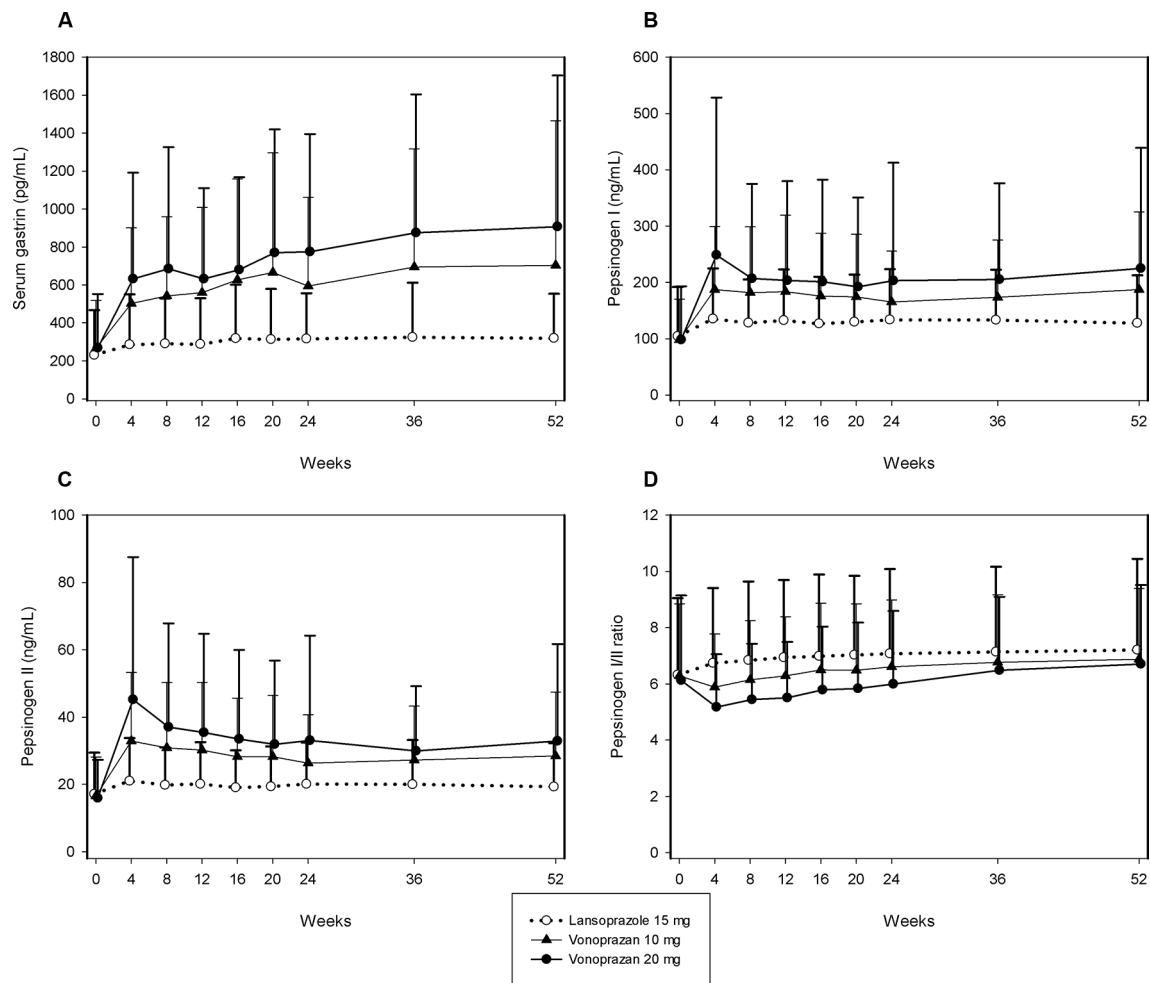


Figure 3 Mean (SD) serum gastrin levels, pepsinogen levels and pepsinogen I/II ratio in patients treated for up to 52 weeks with lansoprazole 15 mg (○), vonoprazan 10 mg (▲), or vonoprazan 20 mg (●). (A) Serum gastrin, (B) pepsinogen I, (C) pepsinogen II and (D) pepsinogen I/II ratio.

the long-term NSAID therapy, we have identified no new safety issue.³¹

As expected from previous vonoprazan studies, serum gastrin concentrations were higher with vonoprazan (both doses) compared with lansoprazole; however, no patients discontinued because of hypergastrinaemia. Similar changes in gastrin, pepsinogen I and II were reported in patients with GORD when treated with either vonoprazan or lansoprazole.³² The mechanism of such increase in these parameters are still unknown; however, other PPIs shown similar effects.³³

Concomitant use of PPIs and clopidogrel has been reported to possibly reduce the inhibitory action of clopidogrel on platelet aggregation.^{34 35} In the Kumamoto Intervention Conference Study, the cumulative incidence of cardiovascular events during 6 months of treatment was about 1.3% (value estimated from the published figure) in both the PPI group and non-PPI group in Japanese patients receiving dual therapy with LDA and clopidogrel or ticlopidine.³⁶ In the current study, no cardiovascular event developed in 120 patients who concomitantly received clopidogrel and LDA.

These results are strengthened by the randomised, double-blind design of the 24-week phase, long follow-up in the parallel-group extension phase and low discontinuation rate in both phases. Further, the non-inferiority design of the 24-week phase included a conservative non-inferiority margin and a reliable active control event rate (ie, 2.8% ulcer recurrence rate in the lansoprazole

group). However, the study is somewhat limited by the variable duration of treatment in the extension phase. Also, since the incidence of lower GI adverse events, such as diarrhoea, can be due to a change in intestinal flora, another limitation may be that we did not collect any data on intestinal flora.

In conclusion, vonoprazan at doses of 10 mg and 20 mg once daily was non-inferior to lansoprazole 15 mg for the prevention of ulcer recurrence in Japanese patients with a confirmed history of peptic ulcers who required LDA therapy for cardiovascular or cerebrovascular protection. Vonoprazan was well tolerated and its preventive effect on ulcer recurrence endured with long-term use. In addition, vonoprazan 10 mg and 20 mg showed a significantly greater preventive effect compared with lansoprazole 15 mg on the development of bleeding in the stomach or duodenum. Vonoprazan therefore appears to be a useful alternative to lansoprazole for secondary prevention of LDA-associated peptic ulcers at the recommended clinical daily dose of vonoprazan of 10 mg (no therapeutic advantage in 20 mg dose of vonoprazan over 10 mg was shown).

Acknowledgements The authors would like to thank all contributing members listed in the supplementary appendix 2. The results of this study were previously presented at the Digestive Disease Week (DDW) 2014 and at the Japanese Digestive Disease Week (JDDW) 2014. All authors approved the final version of the article, including the authorship list. Writing assistance was provided by Content Ed Net and by Tania Dickson and Rebecca Lew, CMPP of ProScribe, Envision Pharma Group.

Contributors TK is acting as the guarantor of the article, was the medical expert and was responsible for the study design and for preparation of the manuscript. KO and AN were responsible for the study design and operations. NF was responsible for statistical analysis. YM was the medical advisor for the study. YM and KA were the consultants and clinical endpoint committee members. KS was the coordinating investigator of this study. All coauthors, in addition to having input into the design, conduct or interpretation of the study, critically reviewed the manuscript, and necessary revisions were made to accommodate their suggestions and opinions.

Funding Study and writing assistance was funded by Takeda Pharmaceutical Company Ltd.

Competing interests KO, NF and AN are employees of Takeda Pharmaceutical Company Ltd.

Ethics approval The studies were approved by the Institutional Review Board at each study site and were conducted in accordance with the International Conference on Harmonization Guidelines for Good Clinical Practice, the principles of the World Medical Association Declaration of Helsinki and Japanese regulatory requirements. The studies were registered at ClinicalTrials.gov: NCT01452763 (double blind); NCT01456247 (extension).

Provenance and peer review Not commissioned; externally peer reviewed.

Open Access This is an Open Access article distributed in accordance with the Creative Commons Attribution Non Commercial (CC BY-NC 4.0) license, which permits others to distribute, remix, adapt, build upon this work non-commercially, and license their derivative works on different terms, provided the original work is properly cited and the use is non-commercial. See: <http://creativecommons.org/licenses/by-nc/4.0/>

© Article author(s) (or their employer(s) unless otherwise stated in the text of the article) 2018. All rights reserved. No commercial use is permitted unless otherwise expressly granted.

REFERENCES

- Iwamoto J, Saito Y, Honda A, *et al.* Clinical features of gastroduodenal injury associated with long-term low-dose aspirin therapy. *World J Gastroenterol* 2013;19:1673–82.
- Ferrari E, Benhamou M, Cerboni P, *et al.* Coronary syndromes following aspirin withdrawal: a special risk for late stent thrombosis. *J Am Coll Cardiol* 2005;45:456–9.
- Maulaz AB, Bezerra DC, Michel P, *et al.* Effect of discontinuing aspirin therapy on the risk of brain ischemic stroke. *Arch Neurol* 2005;62:1217–20.
- Sung JJ, Lau JY, Ching JY, *et al.* Continuation of low-dose aspirin therapy in peptic ulcer bleeding: a randomized trial. *Ann Intern Med* 2010;152:1–9.
- Satoh K, Yoshino J, Akamatsu T, *et al.* Evidence-based clinical practice guidelines for peptic ulcer disease 2015. *J Gastroenterol* 2016;51:177–94.
- Laine L, Jensen DM. Management of patients with ulcer bleeding. *Am J Gastroenterol* 2012;107:345–60.
- Dworzynski K, Pollit V, Kelsey A, *et al.* Management of acute upper gastrointestinal bleeding: summary of NICE guidance. *BMJ* 2012;344:e3412.
- Sugano K, Matsumoto Y, Itabashi T, *et al.* Lansoprazole for secondary prevention of gastric or duodenal ulcers associated with long-term low-dose aspirin therapy: results of a prospective, multicenter, double-blind, randomized, double-dummy, active-controlled trial. *J Gastroenterol* 2011;46:724–35.
- Yeomans N, Lanasa A, Labenz J, *et al.* Efficacy of esomeprazole (20 mg once daily) for reducing the risk of gastroduodenal ulcers associated with continuous use of low-dose aspirin. *Am J Gastroenterol* 2008;103:2465–73.
- Hori Y, Imanishi A, Matsukawa J, *et al.* 1-[5-(2-Fluorophenyl)-1-(pyridin-3-ylsulfonyl)-1H-pyrrol-3-yl]-N-methylmethanamine monofumarate (TAK-438), a novel and potent potassium-competitive acid blocker for the treatment of acid-related diseases. *J Pharmacol Exp Ther* 2010;335:231–8.
- Shin JM, Inatomi N, Munson K, *et al.* Characterization of a novel potassium-competitive acid blocker of the gastric H,K-ATPase, 1-[5-(2-fluorophenyl)-1-(pyridin-3-ylsulfonyl)-1H-pyrrol-3-yl]-N-methylmethanamine monofumarate (TAK-438). *J Pharmacol Exp Ther* 2011;339:412–20.
- Hori Y, Matsukawa J, Takeuchi T, *et al.* A study comparing the antisecretory effect of TAK-438, a novel potassium-competitive acid blocker, with lansoprazole in animals. *J Pharmacol Exp Ther* 2011;337:797–804.
- Andersson K, Carlsson E. Potassium-competitive acid blockade: a new therapeutic strategy in acid-related diseases. *Pharmacol Ther* 2005;108:294–307.
- Sakurai Y, Mori Y, Okamoto H, *et al.* Acid-inhibitory effects of vonoprazan 20 mg compared with esomeprazole 20 mg or rabeprazole 10 mg in healthy adult male subjects – a randomised open-label cross-over study. *Aliment Pharmacol Ther* 2015;42:719–30.
- Sakurai Y, Nishimura A, Kennedy G, *et al.* Safety, tolerability, pharmacokinetics, and pharmacodynamics of single rising TAK-438 (Vonoprazan) doses in healthy male Japanese/non-Japanese subjects. *Clin Transl Gastroenterol* 2015;6:e94.
- Matsukawa J, Hori Y, Nishida H, *et al.* A comparative study on the modes of action of TAK-438, a novel potassium-competitive acid blocker, and lansoprazole in primary cultured rabbit gastric glands. *Biochem Pharmacol* 2011;81:1145–51.
- Ashida K, Sakurai Y, Nishimura A, *et al.* Randomised clinical trial: a dose-ranging study of vonoprazan, a novel potassium-competitive acid blocker, vs. lansoprazole for the treatment of erosive oesophagitis. *Aliment Pharmacol Ther* 2015;42:685–95.
- Kohler B, Riemann JF. Upper GI-bleeding – value and consequences of emergency endoscopy and endoscopic treatment. *Hepatogastroenterology* 1991;38:198–200.
- Farrington CP, Manning G. Test statistics and sample size formulae for comparative binomial trials with null hypothesis of non-zero risk difference or non-unity relative risk. *Stat Med* 1990;9:1447–54.
- Sugano K, Choi MG, Lin JT, *et al.* Multinational, double-blind, randomised, placebo-controlled, prospective study of esomeprazole in the prevention of recurrent peptic ulcer in low-dose acetylsalicylic acid users: the LAVENDER study. *Gut* 2014;63:1061–8.
- Iwakiri R, Higuchi K, Kato M, *et al.* Randomised clinical trial: prevention of recurrence of peptic ulcers by rabeprazole in patients taking low-dose aspirin. *Aliment Pharmacol Ther* 2014;40:780–95.
- Hermosillo AJ, Spinler SA. Aspirin, clopidogrel, and warfarin: is the combination appropriate and effective or inappropriate and too dangerous? *Ann Pharmacother* 2008;42:790–805.
- Hansen ML, Sørensen R, Clausen MT, *et al.* Risk of bleeding with single, dual, or triple therapy with warfarin, aspirin, and clopidogrel in patients with atrial fibrillation. *Arch Intern Med* 2010;170:1433–41.
- Yu EW, Bauer SR, Bain PA, *et al.* Proton pump inhibitors and risk of fractures: a meta-analysis of 11 international studies. *Am J Med* 2011;124:519–26.
- Bavishi C, Dupont HL. Systematic review: the use of proton pump inhibitors and increased susceptibility to enteric infection. *Aliment Pharmacol Ther* 2011;34:1269–81.
- Deshpande A, Pant C, Pasupuleti V, *et al.* Association between proton pump inhibitor therapy and *Clostridium difficile* infection in a meta-analysis. *Clin Gastroenterol Hepatol* 2012;10:225–33.
- Ahn JS, Eom CS, Jeon CY, *et al.* Acid suppressive drugs and gastric cancer: a meta-analysis of observational studies. *World J Gastroenterol* 2013;19:2560–8.
- Laine L, Ahnen D, McClain C, *et al.* Review article: potential gastrointestinal effects of long-term acid suppression with proton pump inhibitors. *Aliment Pharmacol Ther* 2000;14:651–68.
- Poulsen AH, Christensen S, McLaughlin JK, *et al.* Proton pump inhibitors and risk of gastric cancer: a population-based cohort study. *Br J Cancer* 2009;100:1503–7.
- Thomson AB, Sauve MD, Kassam N, *et al.* Safety of the long-term use of proton pump inhibitors. *World J Gastroenterol* 2010;16:2323–30.
- Mizokami Y, Oda K, Funao N, *et al.* Vonoprazan prevents ulcer recurrence during long-term NSAID therapy: randomised, lansoprazole-controlled non-inferiority and single-blind extension study. *Gut* 2018;67:1033–41.
- Ashida K, Sakurai Y, Hori T, *et al.* Randomised clinical trial: vonoprazan, a novel potassium-competitive acid blocker, vs. lansoprazole for the healing of erosive oesophagitis. *Aliment Pharmacol Ther* 2016;43:240–51.
- Di Mario F, Ingegnoli A, Altavilla N, *et al.* Influence of antisecretory treatment with proton pump inhibitors on serum pepsinogen I levels. *Fundam Clin Pharmacol* 2005;19:497–501.
- Gilard M, Arnaud B, Cornily JC, *et al.* Influence of omeprazole on the antiplatelet action of clopidogrel associated with aspirin: the randomized, double-blind OCLA (Omeprazole Clopidogrel Aspirin) study. *J Am Coll Cardiol* 2008;51:256–60.
- Lau WC, Gurbel PA. The drug-drug interaction between proton pump inhibitors and clopidogrel. *CMAJ* 2009;180:699–700.
- Chitose T, Hokimoto S, Oshima S, *et al.* Clinical outcomes following coronary stenting in Japanese patients treated with and without proton pump inhibitor. *Circ J* 2012;76:71–8.