

Ring-size-selective construction of fluorine-containing carbocycles via intramolecular iodoarylation of 1,1-difluoro-1-alkenes

著者別名	藤田 健志, 市川 淳士
journal or publication title	Beilstein Journal of Organic Chemistry
volume	13
page range	2682-2689
year	2017-12
権利	(C) 2017 Fujita et al.; licensee Beilstein-Institut. This is an Open Access article under the terms of the Creative Commons Attribution License (http://creativecommons.org/licenses/by/4.0), which permits unrestricted use, distribution, and reproduction in any medium, provided the original work is properly cited. The license is subject to the Beilstein Journal of Organic Chemistry terms and conditions: (http://www.beilstein-journals.org/bjoc)
URL	http://hdl.handle.net/2241/00150665

doi: 10.3762/bjoc.13.266



Ring-size-selective construction of fluorine-containing carbocycles via intramolecular iodoarylation of 1,1-difluoro-1-alkenes

Takeshi Fujita, Ryo Kinoshita, Tsuyoshi Takanohashi, Naoto Suzuki and Junji Ichikawa*

Full Research Paper

Open Access

Address:
Division of Chemistry, Faculty of Pure and Applied Sciences,
University of Tsukuba, Tsukuba, Ibaraki 305-8571, Japan

Email:
Junji Ichikawa* - junji@chem.tsukuba.ac.jp

* Corresponding author

Keywords:
alkenes; carbocycles; cyclization; electrophilic activation; fluorine;
iodine

Beilstein J. Org. Chem. **2017**, *13*, 2682–2689.
doi:10.3762/bjoc.13.266

Received: 03 October 2017
Accepted: 29 November 2017
Published: 14 December 2017

This article is part of the Thematic Series "Organo-fluorine chemistry IV".

Guest Editor: D. O'Hagan

© 2017 Fujita et al.; licensee Beilstein-Institut.
License and terms: see end of document.

Abstract

1,1-Difluoro-1-alkenes bearing a biaryl-2-yl group effectively underwent site-selective intramolecular iodoarylation by the appropriate cationic iodine species. Iodoarylation of 2-(2-aryl-3,3-difluoroallyl)biaryls proceeded via regioselective carbon–carbon bond formation at the carbon atoms in β -position to the fluorine substituents, thereby constructing dibenzo-fused six-membered carbocycles bearing a difluoriodomethyl group. In contrast, 2-(3,3-difluoroallyl)biaryls underwent a similar cyclization at the α -carbon atoms to afford ring-difluorinated seven-membered carbocycles.

Introduction

As 1,1-difluoro-1-alkenes have an electron-deficient carbon–carbon double bond, they readily undergo intramolecular substitution of nucleophiles through an addition–elimination mechanism [1,2]. Thus, under basic conditions, they serve as useful precursors for ring-fluorinated heterocycles and carbocycles that are promising candidates for pharmaceuticals, agrochemicals, and functional materials. In contrast, the cationic cyclization of 1,1-difluoro-1-alkenes using electrophilic reagents (under acidic conditions) has been quite limited because of their low electron densities caused by fluorine substituents [3–5]. Despite the limitation, the cationic cyclization of

difluoroalkenes possesses high potential for the synthesis of fluorine-containing cyclic compounds. Thus, the development of this type of cyclization is highly desirable to further expand the utility of difluoroalkenes in organic synthesis.

We have already achieved the metal-catalyzed and acid-mediated cationic cyclization of 1,1-difluoro-1-alkenes. In the former case, we reported the palladium [6–10], indium [10–13], and silver-catalyzed construction of ring-fluorinated carbocycles and heterocycles [14]. In the latter case, the domino-Friedel–Crafts-type cyclization proceeded via the cleavage of

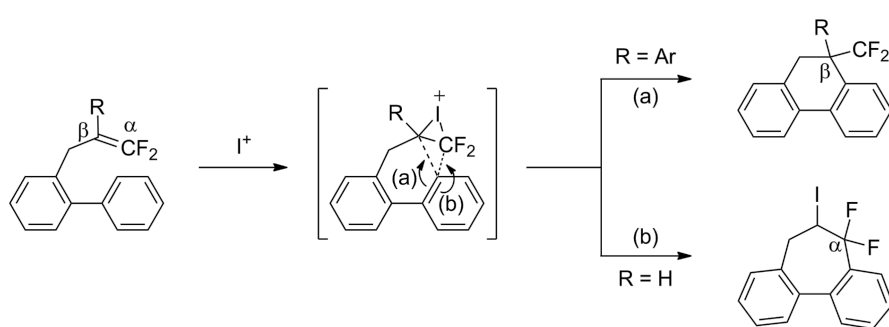
two carbon–fluorine bonds to afford polycyclic aromatic hydrocarbons [15–21]. Both types of cationic cyclization proceeded exclusively at the carbon atoms α to the fluorine substituents, because the β -selective metalation or protonation of difluoroalkenes generates α -fluorocarocations, which were stabilized by the resonance effect of fluorine substituents.

In the course of our studies on the cationic cyclization of 1,1-difluoro-1-alkenes, we undertook an investigation of their iodine-mediated cyclization. Three-membered iodonium intermediates generated in the reaction course were expected to exhibit switchable regioselectivities [22]. This is because their cationic charge might be less localized on the carbon atoms α to the fluorine substituents, as compared to the aforementioned cationic intermediates [23–27]. Thus, we examined and eventually achieved complete control over the regioselectivity at the carbon atoms in β -position as well as those in α -position to the fluorine in the intramolecular Friedel–Crafts-type iodoarylation of 1,1-difluoro-1-alkenes bearing a biaryl group. Among the

1,1-difluoro-1-alkenes examined, 2-(2-aryl-3,3-difluoroallyl)biaryls underwent cyclization at the carbon atoms in β -position to the fluorine substituents to construct six-membered carbocycles bearing a difluoroiodomethyl group (Scheme 1a). On the other hand the cyclization of 2-(3,3-difluoroallyl)biaryls proceeded at the α -carbon atoms to give ring-fluorinated seven-membered carbocycles (Scheme 1b) [28].

Results and Discussion

First, we sought an electrophilic iodine species suitable for the intramolecular iodoarylation of 2-(2-aryl-3,3-difluoroallyl)biaryls **1** using 2-(2-phenyl-3,3-difluoroallyl)biphenyl (**1a**) as a model substrate. To generate a highly reactive, cationic iodine species, several iodine sources were used with acid or metal activators (Table 1, entries 1–3). Upon treatment with *N*-iodosuccinimide (NIS) and trimethylsilyl trifluoromethanesulfonate (TMSOTf) in a 1:1 mixed solvent of 1,1,1,3,3,3-hexafluoro-propan-2-ol (HFIP) and dichloromethane, **1a** afforded the expected iodoarylation product **2a** and its overreacted product,



Scheme 1: Intramolecular site-selective iodoarylation of 1,1-difluoro-1-alkenes bearing a biaryl group.

Table 1: Screening of conditions for the iodoarylation of **1a**.

entry	I ⁺ (X equiv)	Y:Z	conditions	2a (%) ^a	3a (%) ^a
1	NIS (1.2), TMSOTf (1.2)	1:1	0 °C, 40 min	34	15
2	IPy ₂ BF ₄ (1.0), TfOH (2.0)	1:1	0 °C, 1.5 h	N.D. ^b	N.D. ^b
3	I ₂ (1.2), AgOTf (1.2)	1:1	0 °C, 1.5 h	16	33
4	ICl (2.0)	1:1	0 °C, 20 min	N.D. ^b	43
5	PyICl (2.0)	1:1	0 °C, 1 h	31	N.D. ^b
6	PyICl (2.0)	9:1	0 °C, 1 h	85	12
7 ^c	PyICl (2.0)	9:1	0 °C, 1 h	91	1

^aYield was determined by ¹⁹F NMR spectroscopy using PhCF₃ as an internal standard. ^bN.D. = not detected. ^c0.075 M.

9-benzoylphenanthrene (**3a**), in 34% and 15% yields, respectively (Table 1, entry 1). Ketone **3a** was formed probably via the sequence consisting of iodide elimination from **2a**, 1,2-migration of the phenyl group, and deprotonation, followed by hydrolysis of the resulting doubly activated benzylic difluoromethylene unit (Scheme 2). Neither a combination of bis(pyridine)iodonium (IPy₂BF₄) and trifluoromethanesulfonic acid nor a combination of I₂ and silver(I) triflate improved the yield of **2a** (Table 1, entries 2 and 3). Although iodine monochloride, which is known as a cationic iodine species, afforded only ketone **3a** (Table 1, entry 4), its pyridine complex (PyICl) exclusively afforded the iodoarylation product **2a** in 31% yield (Table 1, entry 5). The use of a 9:1 mixed solvent of HFIP and CH₂Cl₂ improved the yield of **2a** to 85% (Table 1, entry 6).

Lastly, increasing the concentration up to 0.075 M suppressed the formation of **3a** and selectively afforded **2a** in 91% yield (Table 1, entry 7). In this reaction, the nucleophilic benzene ring attacked the carbon atom β to the fluorine substituents of the cyclic iodonium intermediate, which was derived from **1a** and PyICl. This indicates that the cationic charge in the cyclic iodonium intermediate might be localized at the β-carbon atom because of stabilization by the proximal phenyl group [28].

Under the optimal conditions obtained above, iodoarylation of several 2-(2-aryl-3,3-difluoroallyl)biaryls **1** was examined (Table 2). Difluoroiodomethylated dihydrophenanthrenes, **2a** and **2b**, bearing a phenyl and a biphenyl-4-yl group were obtained in 79% and 74% isolated yields, respectively. 2-(2-Aryl-

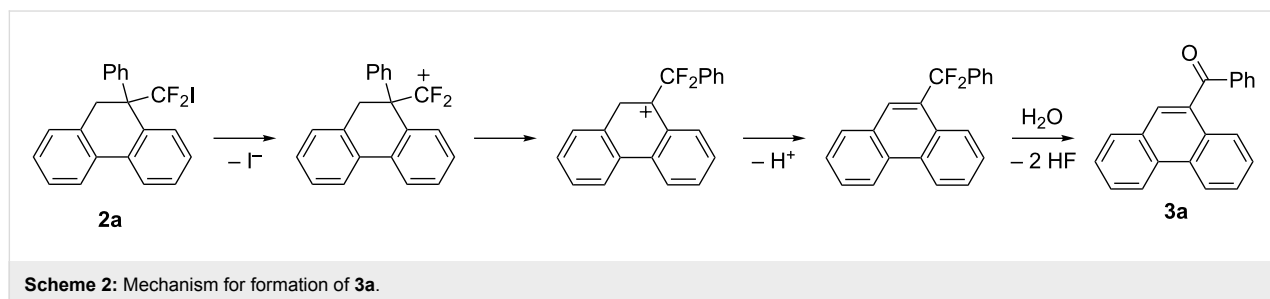
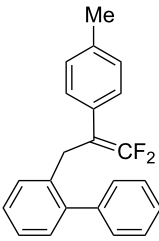
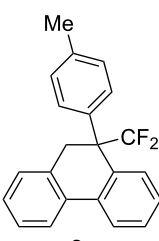
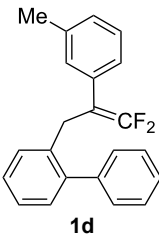
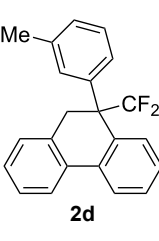
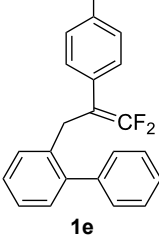
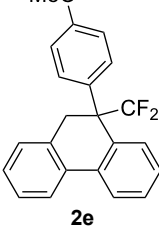
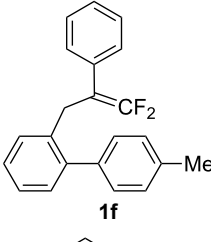
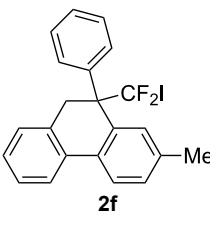
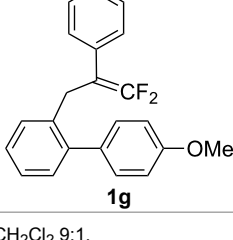
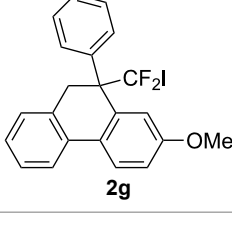


Table 2: Construction of six-membered carbocycles via iodoarylation of **1**.

entry	1	2	time	yield (%) ^a
1 ^b			1 h	79
2			2 h	74

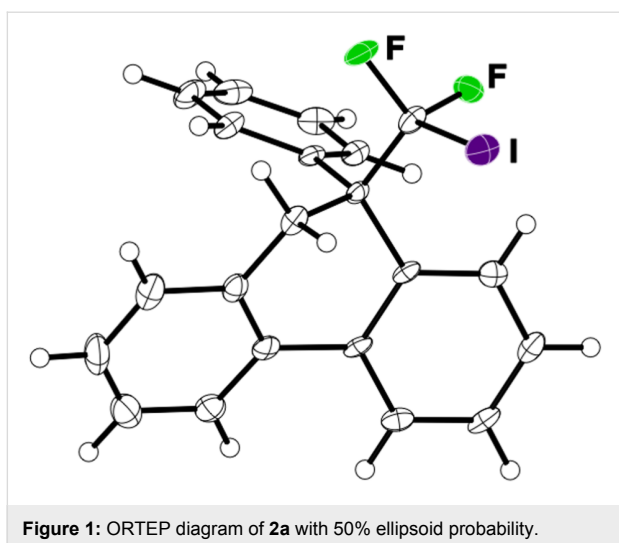
Table 2: Construction of six-membered carbocycles via iodoarylation of **1**. (continued)

3	 <p>1c</p>	 <p>2c</p>	35 min	82
4	 <p>1d</p>	 <p>2d</p>	1 h	53
5	 <p>1e</p>	 <p>2e</p>	25 min	83
6	 <p>1f</p>	 <p>2f</p>	1.5 h	54
7	 <p>1g</p>	 <p>2g</p>	1 h	80

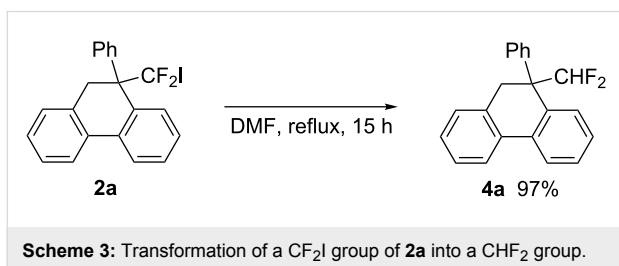
^aIsolated yield. ^bHFIP/CH₂Cl₂ 9:1.

3,3-difluoroallyl)biaryls **1c–e** bearing electron-donating substituents (4-Me, 3-Me, and 4-MeO) on the benzene ring attached to the vinylic position successfully underwent iodoarylation to afford the corresponding dihydrophenanthrenes **2c–e**. In contrast, electron-withdrawing substituents on similar positions hardly promoted the iodoarylation, which was presumably because of inefficient cyclic iodonium formation. Substrates **1f** and **1g** bearing electron-donating groups on the nucleophilic aryl groups also participated in the iodoarylation to afford the

corresponding difluoroiodomethylated dihydrophenanthrenes **2f** and **2g** in 54% and 80% yields, respectively. However, with substrates bearing a strong electron-withdrawing group (e.g., CF₃) on the nucleophilic benzene ring, the iodoarylation hardly proceeded. The unambiguous structural determination of the iodoarylation products **2** was accomplished by X-ray crystallographic analysis of **2a** (Figure 1), which revealed that the iodoarylation products **2** have six-membered carbocycles bearing a difluoroiodomethyl group.

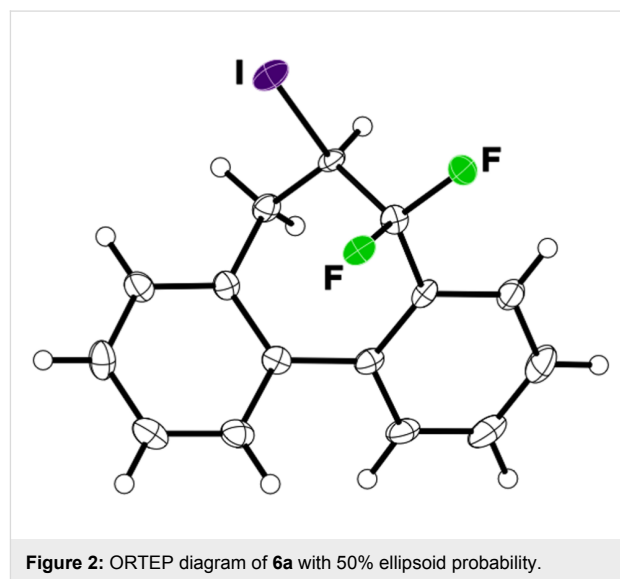
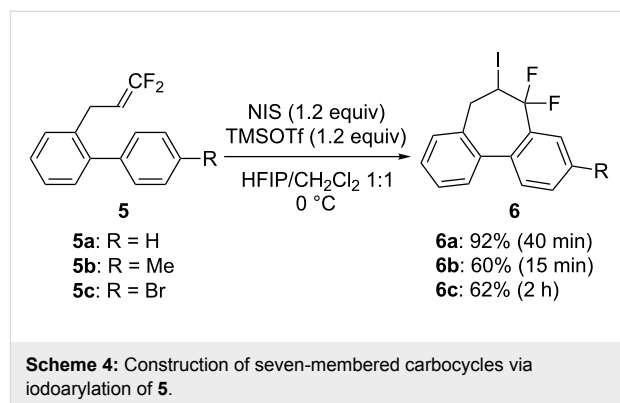


Further transformation of the difluoroiodomethyl group of **2a** was achieved by heating (Scheme 3). Thus, refluxing a DMF solution of **2a** for 15 h induced iodine–hydrogen exchange to afford difluoromethylated dihydrophenanthrene derivative **4a** in almost quantitative yield [29,30]. A difluoromethyl group functions as a hydrogen-bond donor and a bioisostere of a hydroxy group, as a result of which difluoromethyl-bearing compounds attract much attention as bioactive materials [31,32]. This sequence provides ready access to these compounds.

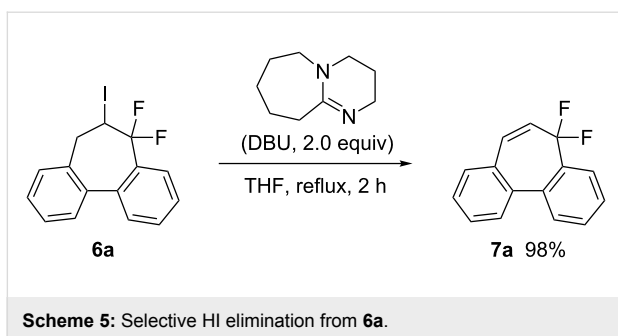


Next, 2-(3,3-difluoroallyl)biphenyl (**5a**), without an aryl group at its vinylic position, was subjected to the conditions examined in entries 1–3 of Table 1. In contrast to **1a**, iodoarylation of **5a** proceeded through C–C-bond formation exclusively at the carbon atoms α to the fluorine substituents to afford dibenzofused cycloheptane **6a** with geminal fluorine substituents on the ring in 92%, 38%, 49% yields, respectively. The thus-obtained selectivity might be attributed to the localization of the cationic charge at the carbon atoms α to the fluorine substituents in the three-membered iodonium intermediates. Since the combination of NIS and TMSOTf was found to be the best for an iodoarylation of **5**, the reactions of a couple of 2-(3,3-difluoroallyl)biaryls **5** were examined under the same conditions (Scheme 4). The iodoarylation of difluoroallylbiphenyl **5b**, bearing an electron-donating methyl group on the nucleophilic

aryl group, was completed in 15 min to afford **6b** in 60% isolated yield. Brominated difluoroallylbiphenyl **5c** successfully underwent the same cyclization to afford the corresponding product **6c** in 62% isolated yield. The structural characterization of **6** was achieved by X-ray analysis using a single crystal of **6a** (Figure 2), and it was found that the iodoarylation products **6** have a seven-membered carbocycle bearing adjacent difluoromethylene and iodomethylene units.



In addition, a selective HI elimination from **6a** could be achieved by the choice of base, leading to the construction of a [7]annulene system (Scheme 5). The use of lithium bases, such as lithium diisopropylamide and lithium hexamethyldisilazide, induced HF eliminations as well as substantial HI elimination. However, 1,8-diazabicyclo[5.4.0]undec-7-ene (DBU) exclusively promoted HI elimination to afford ring-difluorinated dibenzo[*a,c*][7]annulene **7a** in an almost quantitative yield. Since dibenzo[*a,c*][7]annulenes serve as bioactive agents, this method would be of value in the research directed toward pharmaceutical and materials chemistry [33–35].



Conclusion

In summary, we demonstrated selective constructions of six and seven-membered carbocyclic rings through the intramolecular iodoarylation of 3,3-difluoroallylic biaryls. The size selectivity in the cyclization was drastically controlled by the presence or absence of an aryl group in the 2-position of the 3,3-difluoroallylic moiety, which might perturb cationic charge distribution in the corresponding cyclic iodonium intermediates. The aryl group in the 2-position (at the carbon atom in β -position to the fluorine substituents) promoted a six-membered-ring closure, most likely because of the localization of cationic charge stabilized by the aromatic ring. In contrast, seven-membered carbocycles were constructed probably as a result of the cationic charge localized at the 3-position of difluoroallylic moiety (at the α -carbon atom of the fluorine substituents) due to the α -cation-stabilizing effect of fluorine.

Experimental

General: ^1H NMR, ^{13}C NMR, and ^{19}F NMR spectra were recorded on a Bruker Avance 500 or a JEOL ECS-400 spectrometer. Chemical shift values are given in ppm relative to internal Me_4Si (for ^1H NMR: $\delta = 0.00$ ppm), CDCl_3 (for ^{13}C NMR: $\delta = 77.0$ ppm), C_6F_6 (for ^{19}F NMR: $\delta = 0.0$ ppm), and $(4\text{-MeC}_6\text{H}_4)_2\text{C}(\text{CF}_3)_2$ (for ^{19}F NMR: $\delta = 97.9$ ppm). IR spectra were recorded on a Horiba FT-300S spectrometer using the attenuated total reflectance (ATR) method. Mass spectra were measured on a JEOL JMS-T100GCV spectrometer. X-ray diffraction studies were performed on a Bruker APEXII ULTRA instrument equipped with a CCD diffractometer using $\text{Mo K}\alpha$ (graphite monochromated, $\lambda = 0.71069$ Å) radiation. The CCDC deposition numbers of compounds **2a** and **6a** are 1556804 and 1556803, respectively. All the reactions were conducted under argon or nitrogen atmosphere.

Materials: Column chromatography and preparative thin-layer chromatography (PTLC) were conducted on silica gel (Silica Gel 60 N, Kanto Chemical Co., Inc. for column chromatography and Wakogel B-5F, Wako Pure Chemical Industries, Ltd. for PTLC). Tetrahydrofuran (THF), dichloromethane, and *N,N*-dimethylformamide (DMF) were purified by a solvent-purifica-

tion system (GlassContour) equipped with columns of activated alumina and supported-copper catalyst (Q-5) before use. 1,1,1,3,3,3-Hexafluoropropan-2-ol (HFIP) was distilled from CaH_2 and stored over activated 4 Å molecular sieves. Unless otherwise noted, materials were obtained from commercial sources and used directly without further purifications.

Typical procedure for the iodoarylation of 2-(2-aryl-3,3-difluoroallyl)biaryls 1: To a HFIP (1.20 mL) and dichloromethane (0.13 mL) solution of 2-(2-phenyl-3,3-difluoroallyl)biphenyl (**1a**, 31 mg, 0.10 mmol) was added pyridine iodine monochloride (PyICl , 49 mg, 0.20 mmol) at 0 °C. After stirring at the same temperature for 1 h, the reaction was quenched with an aqueous NaHCO_3 solution. The organic materials were extracted with CHCl_3 three times. The combined extracts were washed with an aqueous $\text{Na}_2\text{S}_2\text{O}_3$ solution and brine, and dried over anhydrous Na_2SO_4 . After removal of the solvent under reduced pressure, the residue was purified by PTLC (hexane/ethyl acetate 10:1) to give 9-(difluoroiodomethyl)-9-phenyl-9,10-dihydrophenanthrene (**2a**, 34 mg, 79%) as a white solid. ^1H NMR (500 MHz, CDCl_3) δ 3.68 (d, $J = 15.8$ Hz, 1H), 3.71 (d, $J = 15.8$ Hz, 1H), 7.07–7.08 (m, 3H), 7.15–7.24 (m, 5H), 7.42–7.49 (m, 2H), 7.52–7.54 (m, 1H), 7.79 (d, $J = 7.5$ Hz, 1H), 7.95 (d, $J = 7.6$ Hz, 1H); ^{13}C NMR (126 MHz, CDCl_3) δ 38.7, 59.5 (t, $J_{\text{CF}} = 17$ Hz), 110.6 (t, $J_{\text{CF}} = 316$ Hz), 123.6, 125.1, 127.2, 127.4, 127.50, 127.52, 128.0, 128.46, 128.50, 128.6 (t, $J_{\text{CF}} = 4$ Hz), 130.1, 132.7, 133.64, 133.64, 134.6, 136.8; ^{19}F NMR (470 MHz, CDCl_3) δ 124.7 (br s); IR (neat): 3068, 1489, 1454, 1126, 1147, 1097, 964, 850, 742, 696, 592 cm^{-1} ; HRMS–EI (m/z): $[\text{M}]^+$ calcd for $\text{C}_{21}\text{H}_{15}\text{F}_2\text{I}$, 432.0186; found: 432.0166.

Typical procedure for the iodoarylation of 2-(3,3-difluoroallyl)biaryls 5: To a HFIP (2.5 mL) and dichloromethane (1.5 mL) solution of *N*-iodosuccinimide (NIS, 27 mg, 0.12 mmol) was added trimethylsilyl trifluoromethanesulfonate (22 μL , 0.12 mmol) at 0 °C. After stirring at the same temperature for 10 min, a dichloromethane (1.0 mL) solution of 2-(3,3-difluoroallyl)biphenyl (**5a**, 23 mg, 0.10 mmol) was added to the reaction mixture. After stirring at 0 °C for 40 min, the reaction was quenched with an aqueous NaHCO_3 solution. The organic materials were extracted with dichloromethane three times. The combined extracts were washed with an aqueous $\text{Na}_2\text{S}_2\text{O}_3$ solution and brine, and dried over anhydrous Na_2SO_4 . After removal of the solvent under reduced pressure, the residue was purified by PTLC (hexane/ethyl acetate 10:1) to give 5,5-difluoro-6-iodo-6,7-dihydro-5*H*-dibenzo[*a,c*][7]annulene (**6a**, 33 mg, 92%) as a colorless liquid. ^1H NMR (500 MHz, CDCl_3) δ 3.06 (dd, $J = 14.8, 4.9$, 1H), 3.38 (dd, $J = 14.8, 6.0$ Hz, 1H), 4.91–4.98 (m, 1H), 7.28–7.35 (m, 2H), 7.41–7.44 (m, 3H), 7.47

(d, $J = 7.8$ Hz, 1H), 7.55–7.59 (m, 1H), 7.70 (d, $J = 7.4$ Hz, 1H); ^{13}C NMR (126 MHz, CDCl_3) δ 35.1 (dd, $J_{\text{CF}} = 27$ Hz), 41.7, 118.9 (dd, $J_{\text{CF}} = 247$ Hz), 125.2, 127.5, 128.0, 128.20, 128.23, 129.2, 129.7, 131.0, 131.4 (dd, $J_{\text{CF}} = 24$ Hz), 134.6, 138.6 (dd, $J_{\text{CF}} = 5$ Hz), 140.3; ^{19}F NMR (470 MHz, $\text{DMSO}-d_6$, 120 °C) δ 72.3 (d, $J_{\text{FF}} = 236$ Hz, 1F), 86.5 (d, $J_{\text{FF}} = 236$ Hz, 1F); IR (neat): 3068, 3030, 1450, 1149, 1055, 989, 752, 598 cm^{-1} ; HRMS–EI (m/z): $[\text{M}]^+$ calcd for $\text{C}_{15}\text{H}_{11}\text{F}_2\text{I}$, 355.9873; found: 355.9866.

Supporting Information

Supporting Information File 1

Detailed experimental procedures and spectral data.

[<http://www.beilstein-journals.org/bjoc/content/supplementary/1860-5397-13-266-S1.pdf>]

Acknowledgements

This work was financially supported by JSPS KAKENHI Grant Number JP16H04105 in Grant-in-Aid for Scientific Research (B) (J.I.), JSPS KAKENHI Grant Number JP16H01002 in Precisely Designed Catalysts with Customized Scaffolding (J.I.), and JSPS KAKENHI Grant Number JP16K20939 in Grant-in-Aid for Young Scientists (B) (T.F.). We acknowledge the generous gifts of 1,1,1,3,3,3-hexafluoropropan-2-ol (HFIP, Central Glass Co., Ltd.), 2-bromo-3,3,3-trifluoroprop-1-ene, and dibromodifluoromethane (Tosoh Finechem Co.).

ORCID® IDs

Takeshi Fujita - <https://orcid.org/0000-0001-9666-022X>

Naoto Suzuki - <https://orcid.org/0000-0003-0166-3909>

Junji Ichikawa - <https://orcid.org/0000-0001-6498-326X>

References

1. Ichikawa, J. *Chim. Oggi* **2007**, *25*, 54–57.
2. Zhang, X.; Cao, S. *Tetrahedron Lett.* **2017**, *58*, 375–392. doi:10.1016/j.tetlet.2016.12.054
3. Suda, M. *Tetrahedron Lett.* **1980**, *21*, 2555–2556. doi:10.1016/0040-4039(80)80127-4
4. Morikawa, T.; Kumadaki, I.; Shiro, M. *Chem. Pharm. Bull.* **1985**, *33*, 5144–5146. doi:10.1248/cpb.33.5144
5. Kendrick, D. A.; Kolb, M. J. *Fluorine Chem.* **1989**, *45*, 273–276. doi:10.1016/S0022-1139(00)84152-4
6. Yokota, M.; Fujita, D.; Ichikawa, J. *Org. Lett.* **2007**, *9*, 4639–4642. doi:10.1021/ol702279w
7. Tanabe, H.; Ichikawa, J. *Chem. Lett.* **2010**, *39*, 248–249. doi:10.1246/cl.2010.248
8. Fuchibe, K.; Morikawa, T.; Shigeno, K.; Fujita, T.; Ichikawa, J. *Org. Lett.* **2015**, *17*, 1126–1129. doi:10.1021/ol503759d
9. Fuchibe, K.; Morikawa, T.; Ueda, R.; Okauchi, T.; Ichikawa, J. *J. Fluorine Chem.* **2015**, *179*, 106–115. doi:10.1016/j.jfluchem.2015.06.008
10. Fuchibe, K.; Shigeno, K.; Zhao, N.; Aihara, H.; Akisaka, R.; Morikawa, T.; Fujita, T.; Yamakawa, K.; Shimada, T.; Ichikawa, J. *J. Fluorine Chem.* **2017**, *203*, 173–184. doi:10.1016/j.jfluchem.2017.09.002
11. Fuchibe, K.; Mayumi, Y.; Zhao, N.; Watanabe, S.; Yokota, M.; Ichikawa, J. *Angew. Chem., Int. Ed.* **2013**, *52*, 7825–7828. doi:10.1002/anie.201302740
12. Fuchibe, K.; Mayumi, Y.; Yokota, M.; Aihara, H.; Ichikawa, J. *Bull. Chem. Soc. Jpn.* **2014**, *87*, 942–949. doi:10.1246/bcsj.20140128
13. Fuchibe, K.; Imaoka, H.; Ichikawa, J. *Chem. – Asian J.* **2017**, *12*, 2359–2363. doi:10.1002/asia.201700870
14. Fujita, T.; Watabe, Y.; Yamashita, S.; Tanabe, H.; Nojima, T.; Ichikawa, J. *Chem. Lett.* **2016**, *45*, 964–966. doi:10.1246/cl.160427
15. Ichikawa, J. *Pure Appl. Chem.* **2000**, *72*, 1685–1689. doi:10.1351/pac200072091685
16. Ichikawa, J.; Jyono, H.; Kudo, T.; Fujiwara, M.; Yokota, M. *Synthesis* **2005**, 39–46. doi:10.1055/s-2004-834910
17. Ichikawa, J.; Kaneko, M.; Yokota, M.; Itonaga, M.; Yokoyama, T. *Org. Lett.* **2006**, *8*, 3167–3170. doi:10.1021/ol060912r
18. Ichikawa, J.; Yokota, M.; Kudo, T.; Umezaki, S. *Angew. Chem., Int. Ed.* **2008**, *47*, 4870–4873. doi:10.1002/anie.200801396
19. Isobe, H.; Hitosugi, S.; Matsuno, T.; Iwamoto, T.; Ichikawa, J. *Org. Lett.* **2009**, *11*, 4026–4028. doi:10.1021/ol901693y
20. Fuchibe, K.; Jyono, H.; Fujiwara, M.; Kudo, T.; Yokota, M.; Ichikawa, J. *Chem. – Eur. J.* **2011**, *17*, 12175–12185. doi:10.1002/chem.201100618
21. Suzuki, N.; Fujita, T.; Ichikawa, J. *Org. Lett.* **2015**, *17*, 4984–4987. doi:10.1021/acs.orglett.5b02426
22. Saito, A.; Okada, M.; Nakamura, Y.; Kitagawa, O.; Horikawa, H.; Taguchi, T. *J. Fluorine Chem.* **2003**, *123*, 75–80. doi:10.1016/S0022-1139(03)00138-6
23. Freeman, F. *Chem. Rev.* **1975**, *75*, 439–490. doi:10.1021/cr60296a003
24. Rodriguez, J.; Dulcère, J.-P. *Synthesis* **1993**, 1177–1205. doi:10.1055/s-1993-26022
25. French, A. N.; Bissmire, S.; Wirth, T. *Chem. Soc. Rev.* **2004**, *33*, 354–362. doi:10.1039/b310389g
26. Denmark, S. E.; Kuester, W. E.; Burk, M. T. *Angew. Chem., Int. Ed.* **2012**, *51*, 10938–10953. doi:10.1002/anie.201204347
27. Nolsøe, J. M. J.; Hansen, T. V. *Eur. J. Org. Chem.* **2014**, 3051–3065. doi:10.1002/ejoc.201301400
28. See reference [16] for an α -cation-stabilizing effect of fluorine exceeding that of an aryl group.
29. Zhang, L.; Cradlebaugh, J.; Litwinienko, G.; Smart, B. E.; Ingold, K. U.; Dolbier, W. R., Jr. *Org. Biomol. Chem.* **2004**, *2*, 689–694. doi:10.1039/b313757k
30. Zhang, C.-P.; Chen, Q.-Y.; Xiao, J.-C.; Gu, Y.-C. *J. Fluorine Chem.* **2009**, *130*, 671–673. doi:10.1016/j.jfluchem.2009.05.005
31. Hu, J. *J. Fluorine Chem.* **2009**, *130*, 1130–1139. doi:10.1016/j.jfluchem.2009.05.016
32. Ichikawa, J. *J. Synth. Org. Chem., Jpn.* **2010**, *68*, 1175–1184. doi:10.5059/yukigoseikyokaisi.68.1175
33. Bergemann, S.; Brecht, R.; Büttner, F.; Guénard, D.; Gust, R.; Seitz, G.; Stubbs, M. T.; Thoret, S. *Bioorg. Med. Chem.* **2003**, *11*, 1269–1281. doi:10.1016/S0968-0896(02)00639-9
34. Büttner, F.; Bergemann, S.; Guénard, D.; Gust, R.; Seitz, G.; Thoret, S. *Bioorg. Med. Chem.* **2005**, *13*, 3497–3511. doi:10.1016/j.bmc.2005.02.059
35. Lin, H.-C.; Lee, S.-S. *J. Nat. Prod.* **2012**, *75*, 1735–1743. doi:10.1021/np300402k

License and Terms

This is an Open Access article under the terms of the Creative Commons Attribution License (<http://creativecommons.org/licenses/by/4.0>), which permits unrestricted use, distribution, and reproduction in any medium, provided the original work is properly cited.

The license is subject to the *Beilstein Journal of Organic Chemistry* terms and conditions: (<http://www.beilstein-journals.org/bjoc>)

The definitive version of this article is the electronic one which can be found at:
[doi:10.3762/bjoc.13.266](https://doi.org/10.3762/bjoc.13.266)